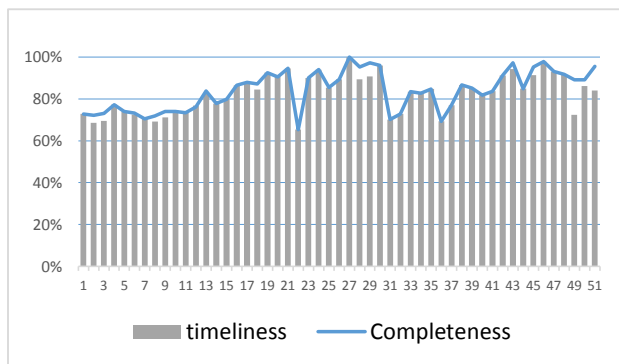


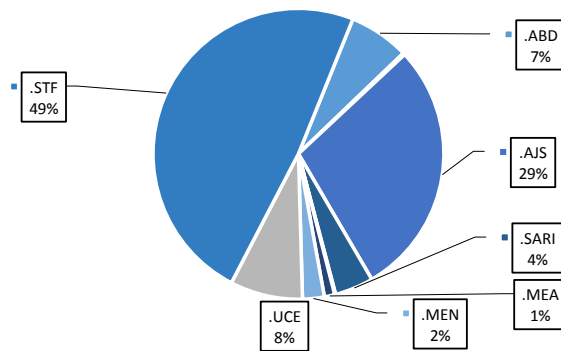
Highlights

- 4th ERC and Quarterly meeting for DLOs were held between 5-7 th of December
- ERC Classification results: 1 Compatible case in Deir ez zor - 6 Discarded cases - 2 cases needed more details to be classified
- During Epi-week no 51 2014;94.4% (305/323) of the health facilities across 9 Governorates provided surveillance data 90% of reporting sites submitted the weekly reports on time.
- The total number of consultations reported during the reporting week was 105789 (including 40% children under the age of five) compared to 86100 consultations during week 50. **The leading cause of morbidity was AJS (Acute Jaundice Syndrome), with over 689 cases (0.65%).**
- 19 measles cases reported in this week, there is a clear decrease in total number of suspected cases within the last 2 months.
- As of week 51, no AFP (Acute Flaccid Paralysis) cases were reported, 92 AFP cases reported in 2014 up to date. See weekly Poliomyelitis outbreak report for more details.
- Common disease reported under others were URTI (upper respiratory tract infection), chicken box, acute diarrhea, Brucellosis and Cutaneous leishmaniasis, **1400 new leishmaniasis cases reported this week.**
- **An outbreak of Lice and Scabies reported in Aleppo city and east rural.**

Completeness and Timeliness

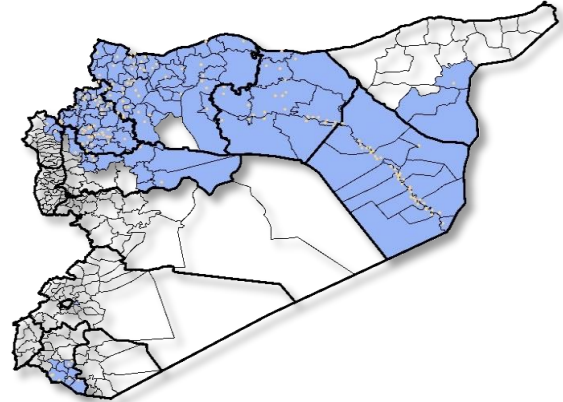


Percentage of EWARN Syndromes >5Y



EWARN coverage

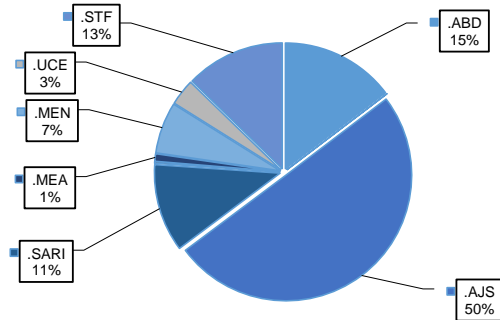
ACU EWARN covers 110 sub-District in 9 governorate



Number of sentinel sites and Total Number of Consultations per Governorate

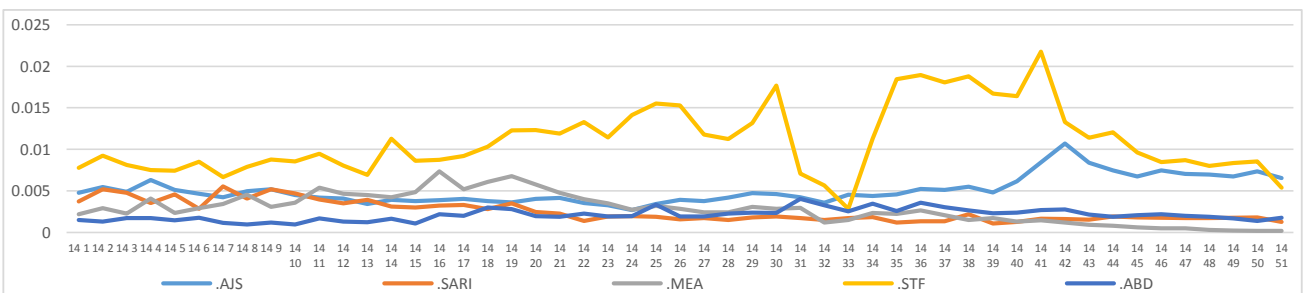
Governorate	No of sentinel	Reporting Sentinels	No of consultations
ALEPPO	84	83	24404
AL-HASSAKA	16	16	4638
AR-RAQQA	68	67	25022
DEIR-EZ-ZOR	59	51	1923
HAMA	13	12	9592
IDLEB	60	56	4722
R.DAMASCUS	9	8	16482
DARAA	8	7	1982
LATTAKIA	6	5	17024
Grand total	323	305	105789

Percentage of EWARN Syndromes <5Y

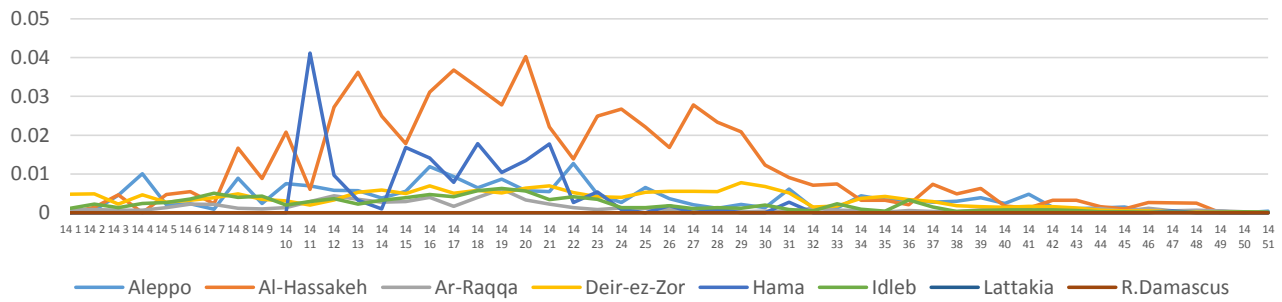


Trends for Essential Priority Diseases in 9 Governorates – Epi week 47, 2013 to Epi week

51 2014



Proportional Morbidity of suspected Measles by Governorate, Epi Week 51



Number of cases (n) and propotional morbidity(%) by Epi week and essential priority Syndroms for governorate.Epi week 51

Governorate		week 50					Total Consultations	week 51					Total Consultations
		STF	AJS	ABD	MEA	SARI		STF	AJS	ABD	MEA	SARI	
Aleppo	NO.	34	84	12	0	3	15285	69	157	32	11	7	24404
	%	0.22%	0.55%	0.08%	0.00%	0.02%		0.28%	0.64%	0.13%	0.05%	0.03%	
Hama	NO.	9	13	8	0	18	1922	12	26	17	0	31	4638
	%	0.47%	0.68%	0.42%	0.00%	0.94%		0.26%	0.56%	0.37%	0.00%	0.67%	
Idleb	NO.	110	56	13	5	27	21516	100	74	9	4	29	25022
	%	0.51%	0.26%	0.06%	0.02%	0.13%		0.40%	0.30%	0.04%	0.02%	0.12%	
Lattakia	NO.	6	2	0	0	0	2045	4	1	0	0	0	1923
	%	0.29%	0.10%	0.00%	0.00%	0.00%		0.21%	0.05%	0.00%	0.00%	0.00%	
Daraa	NO.	14	3	0	0	0	3982	9	0	0	0	0	9592
	%	0.35%	0.08%	0.00%	0.00%	0.00%		0.09%	0.00%	0.00%	0.00%	0.00%	
Rural Damascus	NO.	38	35	0	0	0	4182	32	52	0	0	0	4722
	%	0.00%	0.00%	0.00%	0.00%	0.00%		0.68%	1.10%	0.00%	0.00%	0.00%	
ArRaqqqa	NO.	63	29	19	5	0	16398	57	46	39	2	0	16482
	%	0.38%	0.18%	0.12%	0.03%	0.00%		0.35%	0.28%	0.24%	0.01%	0.00%	
AlHasakeh	NO.	1	7	8	0	14	1997	1	7	10	0	4	1982
	%	0.05%	0.35%	0.40%	0.00%	0.70%		0.05%	0.35%	0.50%	0.00%	0.20%	
DeirEzZor	NO.	446	391	58	5	92	18773	284	326	79	2	64	17024
	%	2.38%	2.08%	0.31%	0.03%	0.49%		1.67%	1.91%	0.46%	0.01%	0.38%	
TOTAL	<5	158	403	79	11	108	36361	106	417	122	8	94	44410
	>5	563	217	39	4	46	48078	462	272	64	11	41	60679
Grand total	NO.	721	620	118	15	154	86100	568	689	186	19	135	105789
	%	0.84%	0.72%	0.14%	0.02%	0.18%	0.54%	0.65%	0.18%	0.02%	0.13%		

Alerts/Outbreak Investigated and Response Activity in Epi-week 51 2014

Disease	Alert threshold	#HF reach threshold	# Cases	The most affected Communities-Districts	Response Activity / Actions Taken*	comments
AFP	1	0	0		Quarterly meeting for DLOs included : training for AFP case definition , guidelines, correct sampling, communication skills, AFP surveillance indicators in each district, and a review DLOs work challenges, difficulties and suggestions for proper solutions	
MEA	1	16	19	Jebel Saman: Tall Ed daman Idleb : Idleb	Decrease in Cases number within the last 2 months	
AJS	5	43	689	Al Mayadin: Ashara Menbij: Menbij Rural Damascus	AJS is the leading cause for morbidity this week AJS cases still recorded in AIMayadin within the last few months	High numbers of
STF	5	32	568	Al Mayadin: Ashara Harim: Salqin	Liquid chloride which provided by Syrian Arab Red Crescent, as also powder chloride provided by Relief international were added to some water stations in Deir ez-zor	
ABD	5	4	186	Al Mayadin: Ashara Ar Raqqqa : Ar Raqqqa		
SARI	5	5	135	Jisr Ashshugur :Darkosh Abu Kamal : Abu Kamal		
MEN	5	2	78	Menbij: Menbij Ar Raqqqa : Ar Raqqqa		
(LEISH) UCE	50	4	1400	Tal Abyad: Suluk Jebel Saman: Aleppo city	Coordination with MENTOR Initiative for weekly evaluation of cases number, survey in endemic areas, and proper response via medication supplement , management plans, training the staffs and new staff employment	
(Lice and Scabies) UCE	1 Cluster			Aleppo city :south and east neighborhoods - east rural	some NGOs study the possibilities to provide medication	

ABD=Acute Bloody Diarrhea AWD=Acute Watery Diarrhea AFP=Acute Flaccid Paralysis AJS=Acute Jaundice Syndrome SARI= Severe Acute Respiratory Illness
 UXD=Unexplained Death FUIO=Fever Of Unknown Origin MEA=suspected Measles MEN= suspected Meningitis UCE=Unexplained Cluster Of Health Events
 For any queries: please do not hesitate to contact the EWARN Unit at the ewarn@acu-sy.org Epidemiological Weekly Bulletin- Syria EWARN- Epi week 18