

Date: 21 Dec - 27 Dec 2014

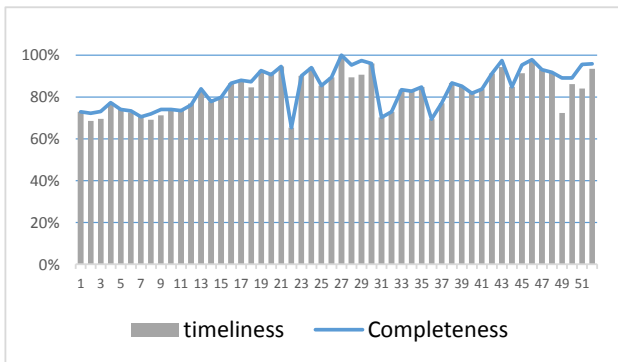
Epidemiological Weekly Bulletin
 Syria EWARN

EPI Week 52

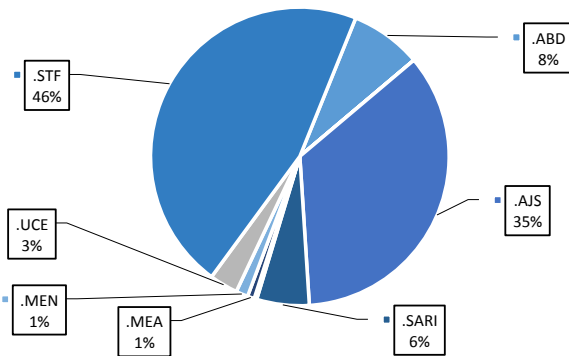
Highlights

- ERC Classification results: 1 Compatible case in Deir ez zor - 6 Discarded cases - 2 cases needed more details to be classified
- During Epi-week no 52 2014; 95.8% (321/335) of the health facilities across 9 Governorates provided surveillance data 93.4% of reporting sites submitted the weekly reports on time.
- The total number of consultations reported during the reporting week was 100316 (including 40% children under the age of five) compared to 105789 consultations during week 52. **The leading cause of morbidity was AJS (Acute Jaundice Syndrome), with over 771 cases (0.77%).**
- **31 measles cases reported in this week, , most new cases enrolled in updated line list.**
- As of week 52, 3 AFP (Acute Flaccid Paralysis) cases were reported, 101 AFP cases reported in 2014 up to date. See weekly Poliomyelitis outbreak report for more details.
- Common disease reported under others were URTI (upper respiratory tract infection), chicken box, acute diarrhea, Brucellosis and Cutaneous leishmaniasis, **1342 new leishmaniasis cases reported this week.**
- **An outbreak of Lice and Scabies reported in Aleppo city and east rural**

Completeness and Timeliness

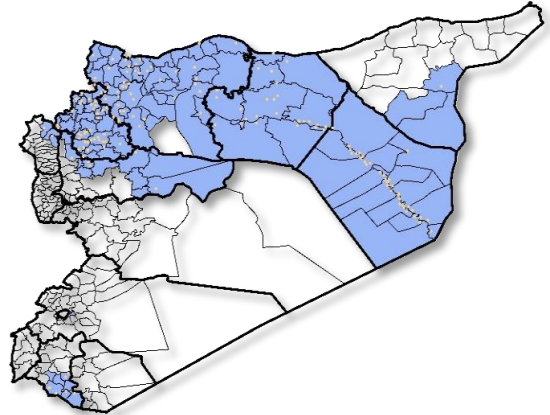


Percentage of EWARN Syndromes >5Y



EWARN coverage

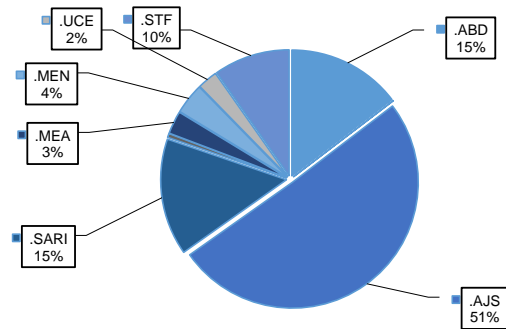
ACU EWARN covers 110 sub-District in 9 governorate



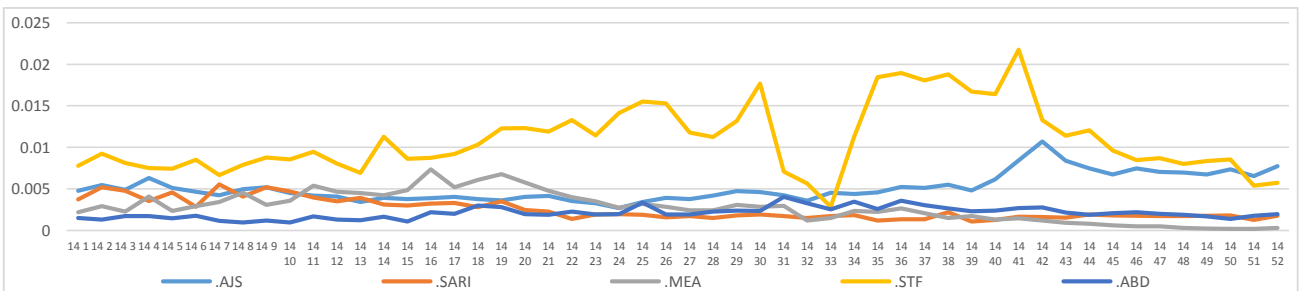
Number of sentinel sites and Total Number of Consultations per Governorate

Governorate	No of sentinel	Reporting Sentinels	No of consultations
ALEPPO	95	94	98.9%
AL-HASSAKA	17	17	100.0%
AR-RAQQA	68	67	98.5%
DEIR-EZ-ZOR	58	55	94.8%
HAMA	16	12	75.0%
IDLEB	58	57	98.3%
R.DAMASCUS	9	8	88.9%
DARAA	8	6	75.0%
LATTAKIA	6	5	83.3%
Grand total	335	321	95.8%

Percentage of EWARN Syndromes <5Y

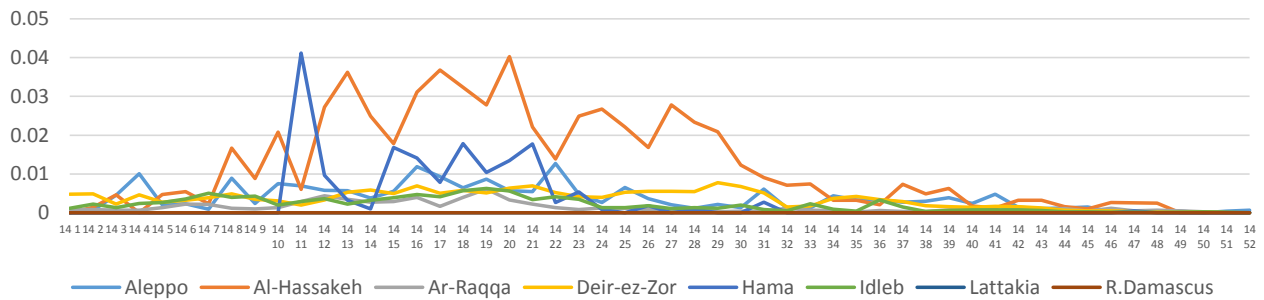


Trends for essential Priority Diseases in 9 Governorates – Epi week 47, 2013 to Epi week 52 2014



Proportional Morbidity of suspected Measles by Governorate, Epi Week

52



Number of cases (n) and propotional morbidity(%) by Epi week and essential priority Syndroms for governorate.Epi week

52

Governorate		week 51					Total Consultations	week 52					Total Consultations
		STF	AJS	ABD	MEA	SARI		STF	AJS	ABD	MEA	SARI	
Aleppo	NO.	34	84	12	0	3	15285	61	161	46	18	7	25418
	%	0.22%	0.55%	0.08%	0.00%	0.02%		0.24%	0.63%	0.18%	0.07%	0.03%	
Hama	NO.	9	13	8	0	18	1922	11	14	10	0	32	4165
	%	0.47%	0.68%	0.42%	0.00%	0.94%		0.26%	0.34%	0.24%	0.00%	0.77%	
Idleb	NO.	110	56	13	5	27	21516	94	68	14	1	30	23775
	%	0.51%	0.26%	0.06%	0.02%	0.13%		0.40%	0.29%	0.06%	0.00%	0.13%	
Lattakia	NO.	6	2	0	0	0	2045	1	0	0	0	0	2414
	%	0.29%	0.10%	0.00%	0.00%	0.00%		0.04%	0.00%	0.00%	0.00%	0.00%	
Daraa	NO.	14	3	0	0	0	3982	10	1	0	200.00%	0	4372
	%	0.35%	0.08%	0.00%	0.00%	0.00%		0.23%	0.02%	0.00%	0.05%	0.00%	
Rural Damascus	NO.	38	35	0	0	0	4182	22	55	0	0	0	3541
	%	0.00%	0.00%	0.00%	0.00%	0.00%		0.62%	1.55%	0.00%	0.00%	0.00%	
ArRaqqa	NO.	63	29	19	5	0	16398	61	72	50	4	1	16405
	%	0.38%	0.18%	0.12%	0.03%	0.00%		0.37%	0.44%	0.30%	0.02%	0.01%	
AlHasakeh	NO.	1	7	8	0	14	1997	4	21	13	0	7	2166
	%	0.05%	0.35%	0.40%	0.00%	0.70%		0.18%	0.97%	0.60%	0.00%	0.32%	
DeirEzZor	NO.	446	391	58	5	92	18773	306	379	64	6	101	18060
	%	2.38%	2.08%	0.31%	0.03%	0.49%		1.69%	2.10%	0.35%	0.03%	0.56%	
TOTAL	<5	158	403	79	11	108	36361	76	394	114	23	117	41988
	>5	563	217	39	4	46		494	377	83	8	61	
Grand total	NO.	721	620	118	15	154	86100	570	771	197	31	178	100316
	%	0.84%	0.72%	0.14%	0.02%	0.18%		0.57%	0.77%	0.20%	0.03%	0.18%	

Alerts/Outbreak Investigated and Response Activity in Epi-week

52 2014

Disease	Alert threshold	#HF reach threshold	# Cases	The most affected Communities-Districts	Response Activity / Actions Taken*	comments
AFP	1	3	3	Menbij : Al Khafsa Jarablus: Ghadorah Ma'arrat An'Numan: Kafr Nobol	Quarterly meeting for DLOs included : training for AFP case definition , guidelines, correct sampling, communication skills, AFP surveillance indicators in each district, and a review DLOs work challenges, difficulties and suggestions for proper solutions	
MEA	1	12	31	Al Bab: Dayr Hafir Menbij : Abu Qalqal Deir ez zor : Khasham		
AJS	5	51	771	Al Mayadin: Ashara Al Bab: Dayr Hafir Rural Damascus	AJS is the leading cause for morbidity this week High numbers of AJS cases still recorded in AlMayadin within the last few months	
STF	5	33	570	Al Mayadin: Ashara Harim: Salqin	Liquid chloride which provided by Syrian Arab Red Crescent, as also powder chloride provided by Relief international were added to some water stations in Deir ez-zor	
ABD	5	5	197	Al Mayadin: Ashara Jebel Saman: Aleppo city		
SARI	5	15	178	Jisr Ashshugur :Darkosh Abu Kamal : Hajin		
MEN	5	0	45	Menbij: Menbij - Ar Raqqa Al Mayadin: Al Mayadin		
(LEISH) UCE	50	4	1342	Tal Abyad: Suluk Jebel Saman: Aleppo city	Coordination with MENTOR Initiative for weekly evaluation of cases number, survey in endemic areas, and proper response via medication supplement , management plans, training the staffs and new staff employment	
(Lice and Scabies) UCE	1 Cluster			Aleppo city and east rural	some NGOs study the possibilities to provide medication	

ABD-Acute Bloody Diarrhea
UXD-Unexplained Death

AWD-Acute Watery Diarrhea
FUO-Fever Of Unknown Origin

AFP-Acute Flaccid Paralysis
MEA-suspected Measles

AJS-Acute Jaundice Syndrome
MEN- suspected Meningitis

SARI-Severe Acute Respiratory Illness
UCE-Unexplained Cluster Of Health Events