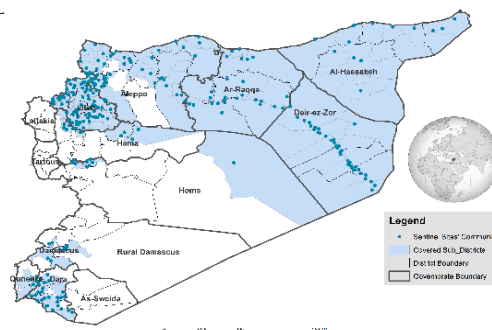
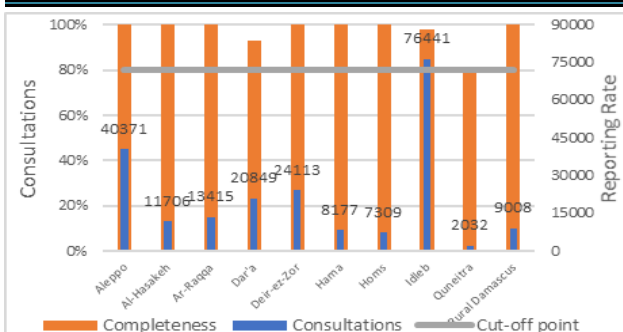


Highlights

- During Epi Week 22, (492/498) 99% of the health facilities across 10 Governorates provided surveillance data for all EWARN Syndroms this week 96% of reporting sites submitted the weekly reports on time.
[For more details regarding EWARN coverage please click here.](#)
- The consultations reported this week were 213421 (including 40% children under the age of five) compared to 213004 consultations in previous week.
- 10 AFP (Acute Flaccid Paralysis) cases were reported 6 Deir-ez-zor - 2 Idleb - 1 Aleppo - 1 Dar'a [For more](#)
- EWARN lab reported 33 positive cases for Measles IgM out of 75 cases sampled :
7 Dar'a , 2 Quneitra, 3 Afrin , 1 Jarablus, 14 A'zaz , 4 Idleb and 2 Harim.
- The number of AJS cases was 834 , with highest number of alerts in Ar Raqqa (14 alerts) .
- The number of OAD cases doubled in : Hama
- The highest syndromes reported were respectively: OAD (20710) , ILI (14933) , and STF (2537).
- Ar Raqqa governorate reported the highest proportional morbidity for both STF (5.3%), and AJS (1.1%)
- Al-Hasakeh governorate recorded the highest proportional morbidity of OAD (30.1%) and (30.1%)

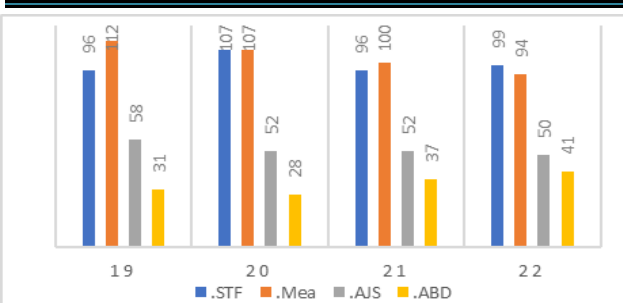


Reporting Rate and Consultations

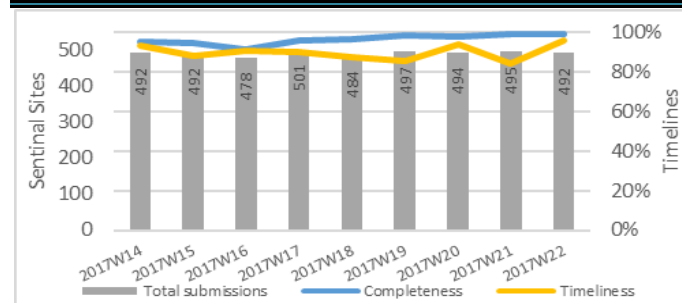


Governorate	Reporting Sites	No. Sentinal Sites	Completeness
Aleppo	119	119	100%
Al-Hasakeh	89	89	100%
Ar-Raqqa	35	35	100%
Dar'a	26	28	93%
Deir-ez-Zor	50	50	100%
Hama	15	15	100%
Homs	10	10	100%
Idleb	128	131	98%
Quneitra	4	5	80%
Rural Damascus	16	16	100%
Total	492	498	99%

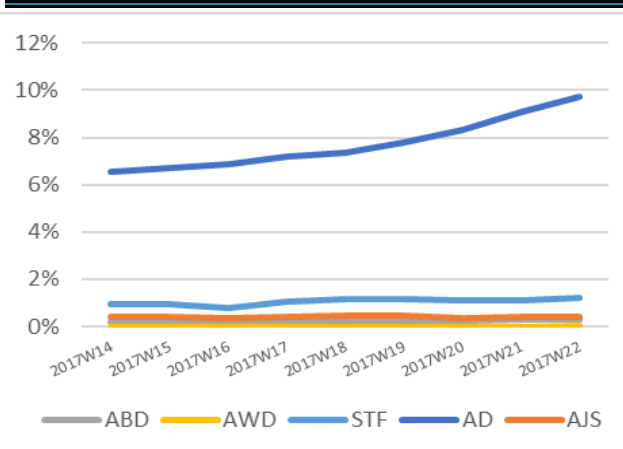
Numbers of Top 4 Alerts



Reporting Rate and Timeliness



Prop. Morb. of Water Borne Diseases

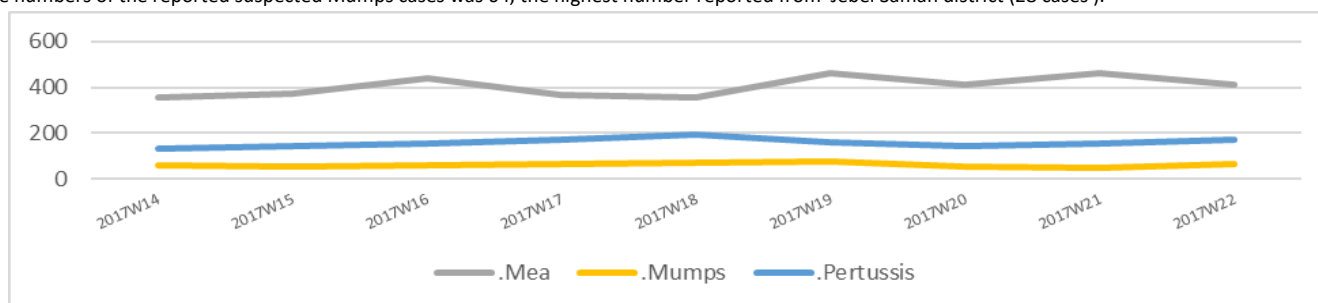


Water Borne Diseases details

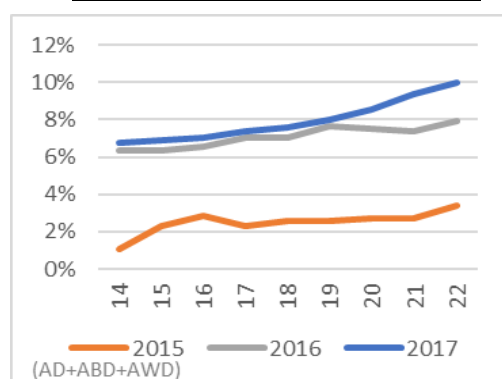
- The number of the reported STF cases was 2537, as well as 824 new cases of AJS were reported.
- EWARN reported 20710 OAD cases, the number of OAD cases doubled only in : Hama
- Follow-up of STF alert in Jasim _ Dar'a : six stool samples were collected for culture with 1 positive sample . Water sources screening for 5 sources (wells) resulted in the contamination of 2 of them . The response were Coordinated with the General Authority for Civil Services and the Committee of Water Pollution prevention in Dar'a , in addition to providing the health facilities with the proper medication for case management.
- Cholera Risk scale is generated for the last diarrheal season (May to October 2016) in the northern of Syria , and shared with Cholera technical working group as well. The preparedness plan for north of Syria will be finalized according to the high-risk areas which recommended by EWARN.
- EWARN informed partners & WASH team about the districts with high WBD levels

Vaccine Preventable Diseases details

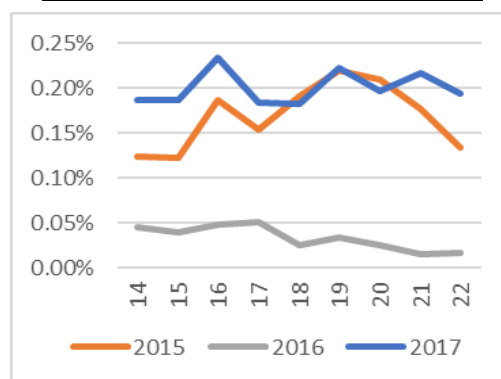
- In Epi-week 22/2017, 414 cases of suspected measles were reported.
- Laboratory confirmation of positive Measles IgM for 33 suspected measles cases.
- A total of 46 cases were investigated (Rural Aleppo 41, Idleb governorate 1, Dar'a governorate 2, Al-Hasakeh governorate 2).
- In the Epi week 22/2017, 246 new cases of suspected measles were reported from Deir-ez-Zor, distributed as follows: (Abu Kamal 122, Al-Mayadin 97, Deir ez Zor district 27), in addition to 85 new suspected measles cases were reported from A'zaz (Aleppo).
- The reporting of new measles cases from different areas of A'zaz and Deir-ez-Zor is still ongoing.
- It was recommended to: isolate the cases, personal hygiene, providing vitamin A and explain to parents about the importance of the vaccine.
- It is important to consider measles vaccination campaigns, taking into account the spread of outbreaks, populations at risk and age groups at risk.
- The numbers of the reported suspected Pertussis cases was 168, the highest number reported from both Abu Kamal district (61 cases).
- The numbers of the reported suspected Mumps cases was 64, the highest number reported from Jebel Saman district (28 cases).



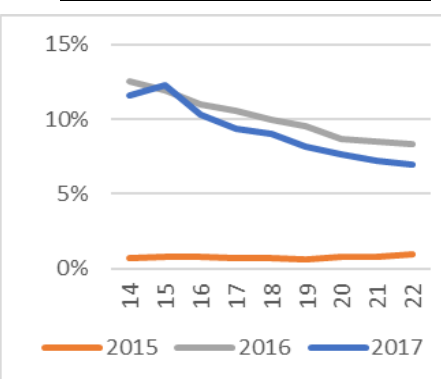
Prop. Morb. of Diarrheal Diseases



Prop. Morb. of Measles



Prop. Morb. of ILI



Case Numbers By Governorate and Age

Gov. & Age	OAD	ABD	AWD	STF	AJS	ILI	SARI	AFP	Mea	Men	UCE	UCD	Leish	Others	Total	
Aleppo	<5	2210	13	0	15	21	1685	6	1	56	1	0	1	68	10731	14808
	≥5	1586	29	0	120	46	1862	4	0	39	2	0	0	249	21626	25563
Idleb	<5	2376	11	0	35	44	2060	23	2	15	18	0	1	155	19753	24493
	≥5	2036	5	0	267	57	1976	25	0	9	6	0	0	397	47170	51948
Hama	<5	157	0	0	5	0	247	3	0	0	0	0	0	28	1950	2390
	≥5	195	1	0	15	2	306	3	0	0	0	0	0	53	5212	5787
Ar-raqqa	<5	917	56	0	33	130	13	3	0	14	0	0	0	35	4793	5994
	≥5	889	66	0	679	119	10	1	0	16	0	0	0	43	5598	7421
Deir-ez-Zor	<5	2735	200	0	159	127	826	65	4	146	17	0	0	134	8322	12735
	≥5	1353	104	0	836	119	546	19	2	100	2	0	0	173	8124	11378
Al-Hasakeh	<5	2166	90	0	48	53	2048	54	0	1	41	0	0	76	2292	6869
	≥5	1363	37	0	41	58	1472	16	0	0	21	2	0	89	1738	4837
Homs	<5	378	1	0	3	7	273	6	0	0	0	0	0	0	2294	2962
	≥5	278	2	0	27	3	374	3	0	0	0	0	0	1	3659	4347
R. Damascus	<5	451	1	0	5	0	435	1	0	29	0	0	0	4	2101	3027
	≥5	126	0	0	95	8	298	0	0	16	5	0	0	1	5432	5981
Dar'a	<5	789	6	0	27	11	228	3	1	2	5	0	0	0	8647	9719
	≥5	462	16	13	110	21	211	6	0	1	1	0	0	0	10289	11130
Quneitra	<5	158	4	0	3	4	32	0	0	0	1	0	0	0	889	1091
	≥5	85	6	0	14	4	31	0	0	0	1	0	0	0	800	941
Total	20710	648	13	2537	834	14933	241	10	414	151	2	2	1506	171420	213421	

Alerts' Numbers by District

District	ABD	AWD	AJS	STF	SARI	Leish	Men	Mea	AFP	Total
Abu Kamal	4	0	3	15	1	0	0	12	0	35
Afrin	0	0	0	0	0	0	0	3	0	3
Ain Al Arab	0	0	0	0	0	0	0	0	0	0
Al Bab	0	0	0	0	0	0	0	2	0	2
Al Ma'ra	0	0	0	3	1	0	0	0	1	5
Al Mayadin	11	0	6	14	2	0	0	13	4	50
Al-Hasakeh	0	0	0	0	0	0	0	0	0	0
Al-Malikeyyeh	0	0	0	0	0	0	0	0	0	0
Ariha	0	0	0	0	0	0	0	1	0	1
Ar-Raqqa	14	0	14	14	0	0	0	0	0	42
Ar-Rastan	0	0	0	2	0	0	0	0	0	2
As-Salamiyeh	0	0	0	0	0	0	0	0	0	0
As-Sanamayn	0	0	0	0	0	0	0	0	0	0
As-Suqaylabiyah	0	0	0	0	0	0	0	0	0	0
Ath-Thawrah	0	0	0	0	0	0	0	0	0	0
A'zaz	0	0	1	1	0	0	0	16	0	18
Dar'a	1	0	1	5	0	0	0	1	1	9
Deir-ez-Zor	10	0	12	15	2	0	0	10	2	51
Duma	0	0	0	0	0	0	0	3	0	3
Hama	0	0	0	1	0	0	0	0	0	1
Harim	0	0	0	6	0	0	0	3	0	9
Homs	0	0	0	0	0	0	0	0	0	0
Idleb	0	0	2	5	0	0	0	5	1	13
Izra'	0	1	1	2	0	0	0	2	0	6
Jarablus	0	0	0	0	0	0	0	5	0	5
Jebel Saman (Aleppo)	0	0	0	5	0	0	0	0	0	5
Jisr-Ash-Shugur	0	0	0	3	0	0	0	2	0	5
Menbij	0	0	4	0	0	0	0	9	1	14
Muhradah	0	0	0	0	0	0	0	0	0	0
Quamishli	0	0	2	1	0	0	0	0	0	3
Quneitra	0	0	0	1	0	0	0	0	0	1
Ras Al Ain	1	0	1	0	0	0	0	1	0	3
Rural Damascus	0	0	1	3	0	0	0	6	0	10
Tell Abiad	0	0	2	3	0	0	0	0	0	5
As-Safira	0	0	0	0	0	0	0	0	0	0
Grand Total	41	1	50	99	6	0	0	94	10	301

Ps: The colored cells represent the highest alerts for each surveyed syndrome on district level

Lab Activities Epi Week 22

Syndrome	No. of Sampels	No. of positive samples	Positive sample distribution (District)
Measles IgM	75	33	7 Dar'a , 2 Quneitra, 3 Afren , 1 Jarablus, 14 Ezaz, 4 Edlib, 2 Harim.
Rubella IgM	42	0	
Stool culture for suspected Cholera	3	0	Dar'a

All negative samples for Measles IgM were negative for Rubella IgM

ABD	Acute Bloody Diarrhea	Mea	suspected Measles
OAD	Other Acute Diarrhea	Men	suspected Meningitis
AFP	Acute Flaccid Paralysis	Prop.Morb.	Proportional Morbidity
AJS	Acute Jaundice Syndrome	SARI	Severe Acute Respiratory Illness
AWD	Acute Watery Diarrhea	UCE	Unexplained Cluster Of Health Events
ILI	Influenza-like Illness	UCD	Unexplained Death
WASH	Water Sanitation Hygine	WBD	Water Borne Diseases
VPD	Vaccine Preventable Diseases	ARI	Acute Respiratory Illness