

Highlights

- During Epi Week 24, (493/499) 99% of the health facilities across 10 Governorates provided surveillance data for all EWARN Syndroms this week 95% of reporting sites submitted the weekly reports on time.

[For more details regarding EWARN coverage please click here.](#)

- The consultations reported this week were 216408 (including 40% children under the age of five) compared to 218355 consultations in previous week.

- 17 AFP (Acute Flaccid Paralysis) cases were reported 14 Deir-ez-zor - 1 Aleppo - 1 Homs - 1 Dar'a

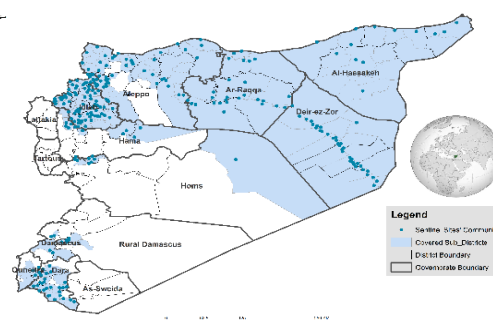
[For more details click here.](#)

EWARN lab reported 13 positive cases for Measles IgM out of 28 cases sampled :

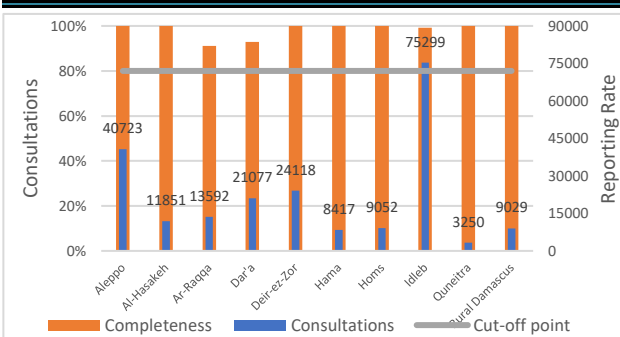
1 Menbij, 1 Afrin ,2 A'zaz , 3 Tal'Abyad ,1 Ma'ara , 1 Ariha , 2 Idleb, 2 Harim

The lab reported 1 positive Rubella IgM case in Rural Hama and 2 positive Mumps IgM cases in Afri

- The number of AJS cases was 837 , with highest number of alerts in Ar Raqqa (14 alerts) .
- The number of OAD cases doubled in : As-Safira
- The highest syndromes reported were respectively: OAD (24519) , ILI (14048), and STF (2494).
- Ar Raqqa governorate reported the highest proportional morbidity for both STF (4.5%), and AJS (1.8%).
- Al-Hasakeh governorate recorded the highest proportional morbidity for both OAD (35.5%) and ILI (25.7%).

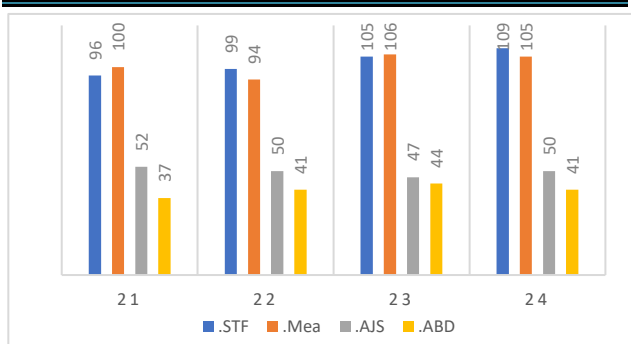


Reporting Rate and Consultations

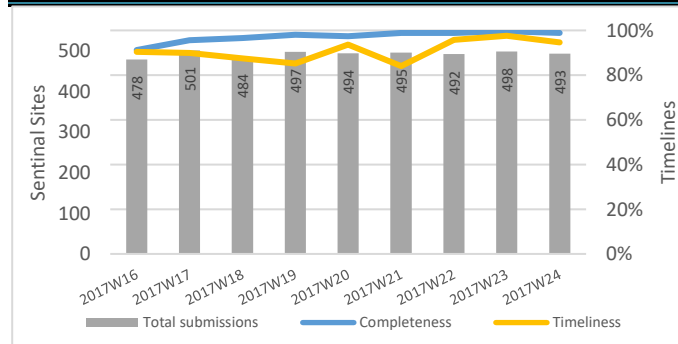


Governorate	Reporting Sites	No. Sentinal Sites	Completeness
Aleppo	118	118	100%
Al-Hasakeh	88	88	100%
Ar-Raqqa	31	34	91%
Dar'a	26	28	93%
Deir-ez-Zor	50	50	100%
Hama	15	15	100%
Homs	12	12	100%
Idlib	131	132	99%
Quneitra	5	5	100%
Rural Damascus	17	17	100%
Total	493	499	99%

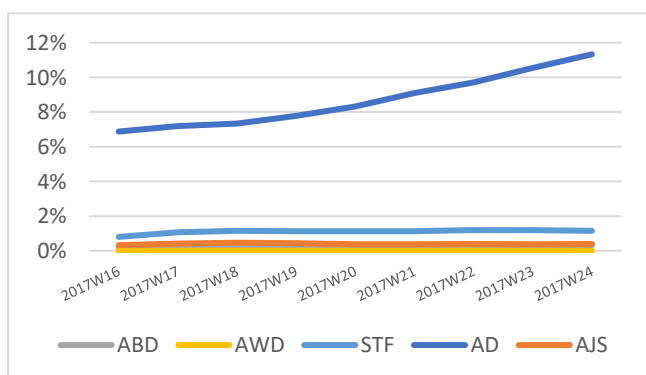
Numbers of Top 4 Alerts



Reporting Rate and Timeliness



Prop. Morb. of Water Borne Diseases



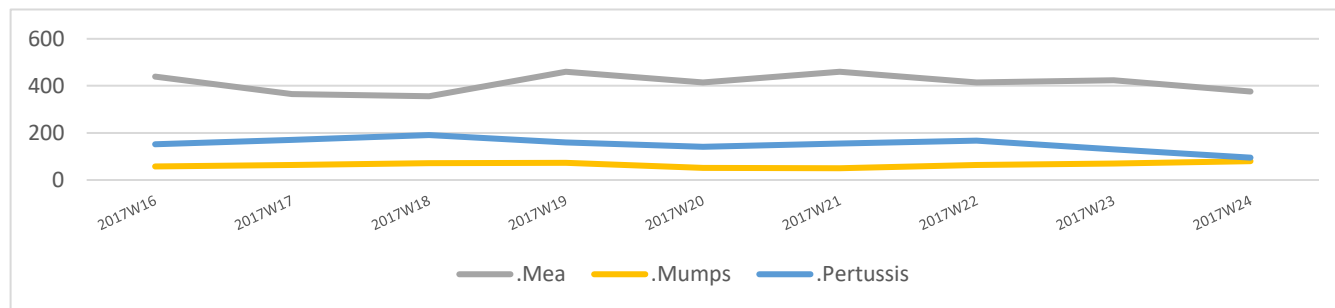
Water Borne Diseases details

- The number of the reported STF cases was 2601, as well as 832 new cases of AJS were reported .
- EWARN reported 23009 OAD cases, the number of OAD cases doubled only in : As-Safira
- Investigation and follow up for the outbreak of Acute Diarrhea in AL Bab city_ Aleppo governorate within the time period from 25th – 30th June. The total number of the reported cases is 241 with diarrhea and vomiting (78% older than 5 years _ 22% younger than 5 years) , no death or suspected cholera cases were reported.
- The WASH team testing 10 water sources (the most used wells), all the samples came with bacterial contamination.
- Cholera Risk scale is being generated and followed on weekly basis in the northern of Syria.
- EWARN informed partners & WASH team about the districts with high

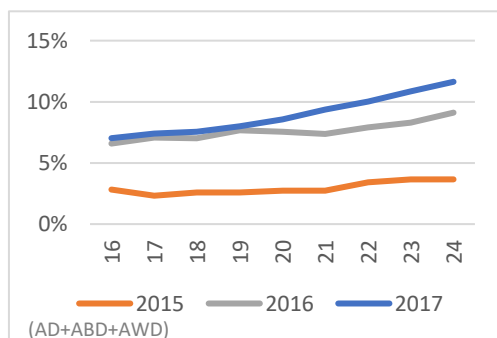
Vaccine Preventable Diseases details

In Epi-week 24/2017, 376 cases of suspected measles were reported.

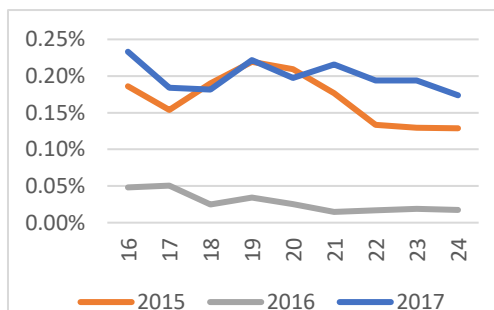
- Laboratory confirmation of positive Measles IgM for 13 suspected measles cases , and 1 positive Rubella IgM case.
- A total 40 cases were investigated (Rural Aleppo 27, Idleb and Rural Idleb 6, Dar'a and Rural Dar'a 4, Al-Hasakeh and Rural Al-Hasakeh 1, Tell Abiad 1, As-Suqaylabiyah 1).
- In the Epi week 24/2017 , 233 new cases of suspected measles were reported (Abu Kamal 118, Al-Mayadin 91, Deir-ez- Zor district 24), 53 new suspected measles cases were reported from A'zaz (Aleppo.) The reporting of new measles cases from different areas of A'zaz and Deir-ez- Zor is still ongoing.
- It was recommended to: isolate the cases, personal hygiene, providing vitamin A and explain to parents about the importance of the vaccine.
- It is important to consider measles vaccination campaigns, taking into account the spread of outbreaks, populations at risk and age groups at risk.
- The numbers of the reported suspected Pertussis cases was 95 , the highest number reported from both Abu Kamal district (34 cases).
- The numbers of the reported suspected Mumps cases was 70, the highest number reported from Jebel Saman district (27 cases).



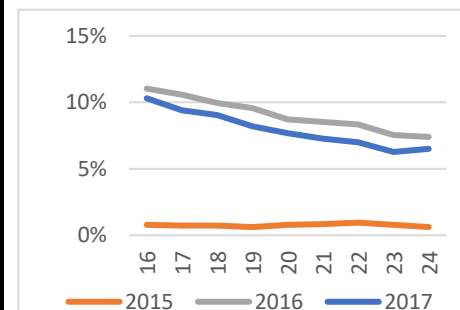
Prop. Morb. of Diarrheal Diseases



Prop. Morb. of Measles



Prop. Morb. of ILI



Case Numbers By Governorate and Age

Gov. & Age	OAD	ABD	AWD	STF	AJS	ILI	SARI	AFP	Mea	Men	UCE	UCD	Leish	Others	Total
Aleppo	<5	2654	18	1	4	20	1708	4	0	53	2	0	81	10309	14854
	≥5	1607	27	0	105	51	1998	6	1	42	2	0	200	21829	25869
Idleb	<5	3064	12	0	46	48	1708	24	0	17	12	6	188	19044	24169
	≥5	2522	9	0	292	45	2035	21	0	12	17	6	461	45710	51130
Hama	<5	279	0	0	2	0	214	3	0	1	0	0	16	1949	2464
	≥5	244	1	0	14	2	242	2	0	0	0	0	54	5394	5953
Ar-raqqqa	<5	963	49	0	15	144	6	3	0	1	17	0	12	4926	6136
	≥5	947	58	0	601	105	11	5	0	0	13	0	57	5659	7456
Deir-ez-Zor	<5	3344	232	0	159	115	740	68	9	144	11	0	137	8061	13020
	≥5	1653	137	0	818	127	429	10	5	89	0	0	177	7653	11098
Al-Hasakeh	<5	2445	63	0	55	52	1732	37	0	1	27	0	81	2233	6726
	≥5	1761	39	0	36	58	1317	28	0	0	17	0	72	1797	5125
Homs	<5	457	0	0	30	11	476	3	1	0	0	0	0	2730	3708
	≥5	365	0	0	77	7	414	7	0	0	0	0	10	4464	5344
R. Damascus	<5	465	0	0	7	0	309	2	0	4	0	0	0	2187	2974
	≥5	149	0	0	78	10	227	0	0	6	0	0	0	5585	6055
Dar'a	<5	859	7	0	26	12	174	5	1	4	3	0	0	8536	9627
	≥5	440	6	0	107	28	220	6	0	2	4	0	4	10633	11450
Quneitra	<5	193	1	0	7	1	33	1	0	0	3	0	0	1504	1743
	≥5	108	4	0	15	1	55	1	0	0	0	0	0	1323	1507
Total		24519	663	1	2494	837	14048	236	17	376	128	12	1	1550	171526

Alerts' Numbers by District

District	ABD	AWD	AJS	STF	SARI	Leish	Men	Mea	AFP	Total
Abu Kamal	4	0	3	12	2	0	0	13	0	34
Afrin	0	0	0	0	0	1	0	5	0	6
Ain Al Arab	0	1	0	1	0	0	0	1	0	3
Al Bab	0	0	0	1	0	0	0	2	0	3
Al Ma'ra	0	0	0	6	1	0	1	1	0	9
Al Mayadin	11	0	7	13	1	0	0	14	13	59
Al-Hasakeh	0	0	0	0	0	0	0	1	0	1
Al-Malikeyyeh	0	0	0	0	0	0	0	0	0	0
Ariha	0	0	0	1	0	0	0	3	0	4
Ar-Raqqa	13	0	14	14	0	0	0	0	0	41
Ar-Rastan	0	0	1	5	0	0	0	0	1	7
As-Salamiyeh	0	0	0	0	1	0	0	0	0	1
As-Sanamayn	0	0	0	0	0	0	0	0	0	0
As-Suqaylabiyah	0	0	0	0	0	0	0	1	0	1
Ath-Thawrah	0	0	0	0	0	0	0	0	0	0
A'zaz	1	0	1	0	0	0	0	14	0	16
Dar'a	0	0	1	6	0	0	0	2	1	10
Deir-ez-Zor	11	0	11	16	2	0	0	11	1	52
Duma	0	0	0	0	0	0	0	3	0	3
Hama	0	0	0	1	0	0	0	0	0	1
Harim	0	0	2	9	0	0	0	5	0	16
Homs	0	0	0	0	0	0	0	0	0	0
Idleb	0	0	1	5	1	0	0	6	0	13
Izra'	0	0	1	2	0	0	0	1	0	4
Jarablus	0	0	0	0	0	0	0	2	0	2
Jebel Saman (Aleppo)	0	0	0	3	0	0	0	1	0	4
Jisr-Ash-Shugur	0	0	0	3	0	0	0	3	0	6
Menbij	0	0	4	0	0	0	0	12	1	17
Muhradah	0	0	0	0	0	0	0	0	0	0
Qamishli	1	0	2	2	0	0	0	0	0	5
Quneitra	0	0	0	2	0	0	0	0	0	2
Ras Al Ain	0	0	0	0	0	0	0	0	0	0
Rural Damascus	0	0	0	4	0	0	0	3	0	7
Tell Abiad	0	0	2	3	1	0	0	1	0	7
As-Safira	0	0	0	0	0	0	0	0	0	0
Grand Total	41	1	50	109	9	1	1	105	17	334

Ps: The colored cells represent the highest alerts for each surveyed syndrome on district level

Lab Activities Epi Week 24

Syndrome	No. of Sampels	No. of positive samples	Positive sample distribution (District)
Measles IgM	28	13	1 Menbij, 1 Afrin ,2 A'zaz , 3 Tal'Abyad ,1 Ma'ara , 1 Ariha , 2 Idleb, 2 Harim
Rubella IgM	14	1	1 Hama
Mumps IgM	3	2	1 Menbij, 1 Afrin

All negative samples for Measles IgM were negative for Rubella IgM

Abbreviations

ABD	Acute Bloody Diarrhea	Mea	suspected Measles
OAD	Other Acute Diarrhea	Men	suspected Meningitis
AFP	Acute Flaccid Paralysis	Prop.Morb.	Proportional Morbidity
AJS	Acute Jaundice Syndrome	SARI	Severe Acute Respiratory Illness
AWD	Acute Watery Diarrhea	UCE	Unexplained Cluster Of Health Events
ILI	Influenza-like Illness	UCD	Unexplained Death
WASH	Water Sanitation Hygiene	WBD	Water Borne Diseases
VPD	Vaccine Preventable Diseases	ARI	Acute Respiratory Illness