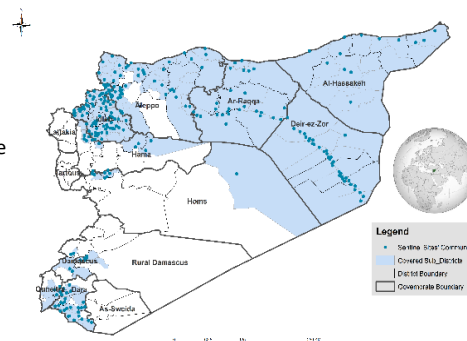
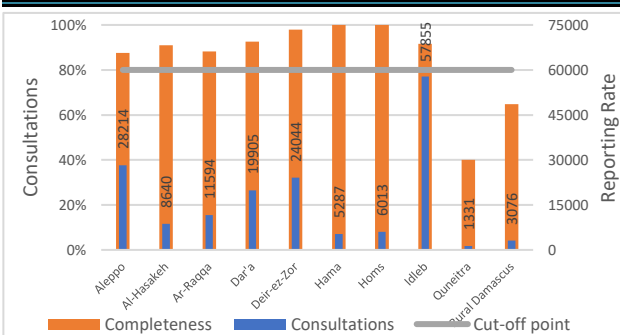


Highlights

- During Epi Week 26, (451/501) 90% of the health facilities across 10 Governorates provided surveillance data for all EWARN Syndroms this week 85% of reporting sites submitted the weekly reports on time.
[For more details regarding EWARN coverage please click here.](#)
 - The consultations reported this week were 165958 (including 40% children under the age of five) compared to 190164 consultations in previous week.
 - 4 AFP (Acute Flaccid Paralysis) cases were reported 3 Deir-ez-zor - 1 Idleb
[For more details click here.](#)
- In Epi Week 26 no tests were conducted in EWARN Lab because of Eid vacation
- The number of AJS cases was 741 , with highest number of alerts in Both Ar Raqqa and Deir ez zor (14 ale
 - The number of OAD cases doubled in : Homs
 - The highest syndromes reported were respectively: OAD (22881) , ILI (9333), and STF (2169).
 - Ar Raqqa governorate reported the highest proportional morbidity for both STF (4.7%), and AJS (1.6%).
 - Al-Hasakeh governorate recorded the highest proportional morbidity for both OAD (38.3%) and ILI (22.4 %).

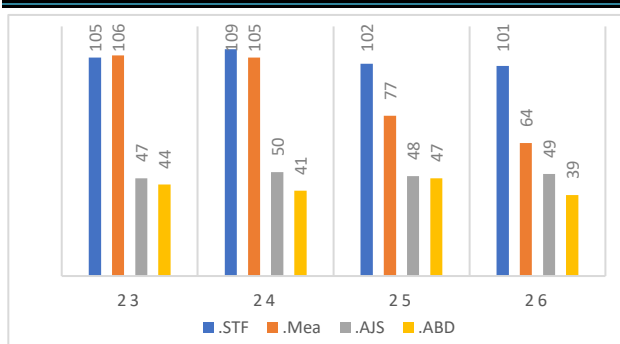


Reporting Rate and Consultations

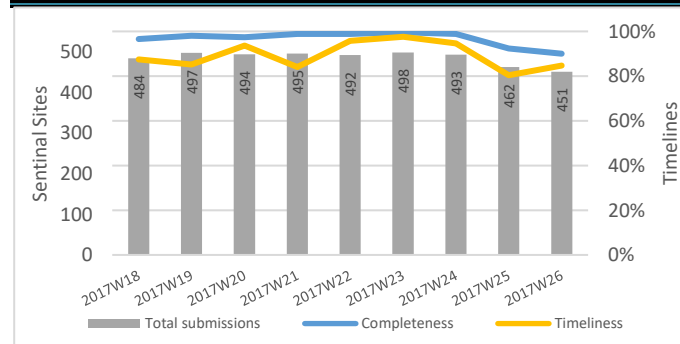


Governorate	Reporting Sites	No. Sentinel Sites	Completeness
Aleppo	105	120	88%
Al-Hasakeh	81	89	91%
Ar-Raqqa	30	34	88%
Dar'a	25	27	93%
Deir-ez-Zor	49	50	98%
Hama	15	15	100%
Homs	12	12	100%
Idleb	121	132	92%
Quneitra	2	5	40%
Rural Damascus	11	17	65%
Total	451	501	90%

Numbers of Top 4 Alerts



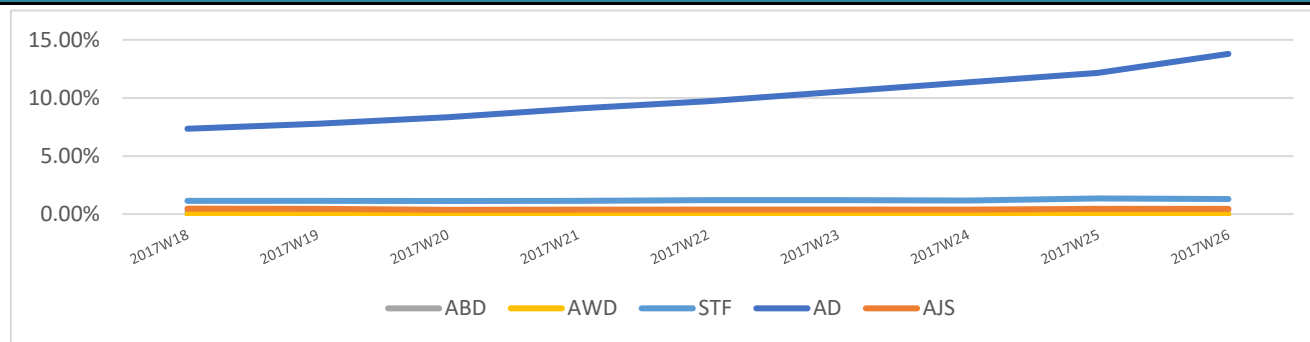
Reporting Rate and Timeliness



Water Borne Diseases details

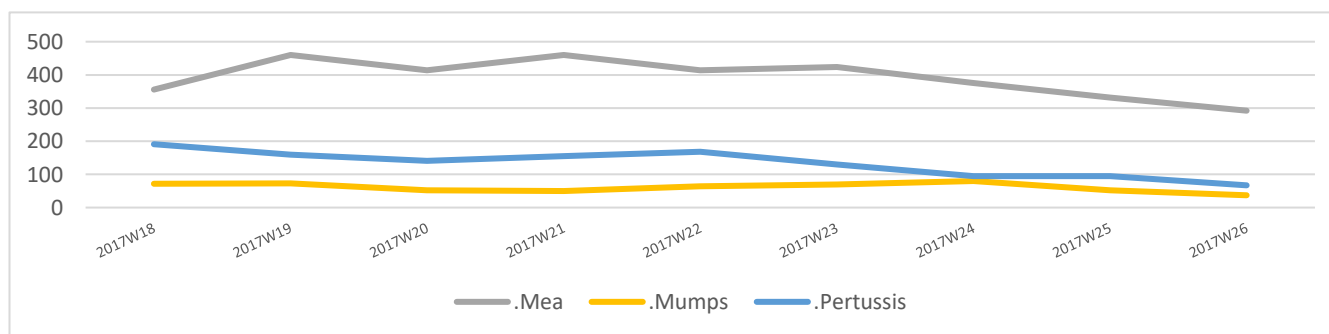
- The number of the reported STF cases was 2169, as well as 741 new cases of AJS were reported .
- EWARN reported 22881 OAD cases, the number of OAD cases doubled only in : Homs
- As a result of reporting high cases number of water-borne diseases (acute diarrhea - suspected typhoid) in Rural Damascus (Hammura - Arbin – Kafr Batna), a screening for water sources which are used in 11 ice factories was conducted by WASH team in between 3rd – 12th June. The water samples in Hammouria and Arbin were collected from ice factories and markets , while they were collected from the wells used in Kafr Batna. The results came as follows:
Kafr Batna: 3 out of 4 wells - used as a water sources of ice factories - were not safe for drinking and contaminated
Hammura and Arbin: 4 out of 7 ice factories samples came not safe for drinking and contaminated
Recommendations: using safe sourced of water for ice making – raising the awareness of the best ways for water treatment at home and safe storage .
EWARN team is disseminating posters about the prevention of water contamination, in addition to providing chlorine to the ice factories in the area.
- Cholera Risk scale is being generated and followed on weekly basis in the northern of Syria.
- EWARN informed partners & WASH team about the districts with high WBD levels.

Prop. Morb. of Water Borne Diseases

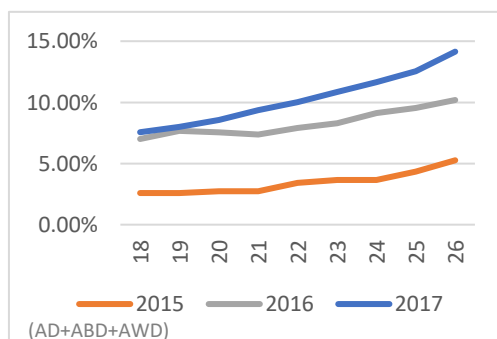


Vaccine Preventable Diseases details

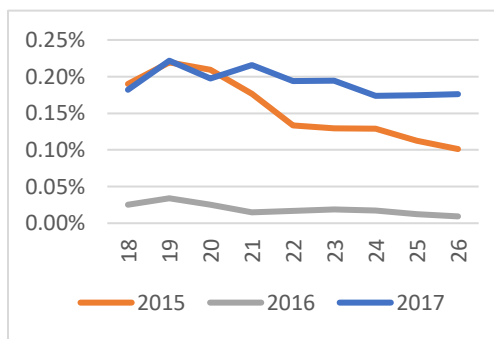
- In Epi-week 26/2017, 292 cases of suspected measles were reported.
- A total 8 suspected cases were investigated in Epi week 26 (Rural Aleppo 2, Idleb and Rural Idleb 3, Tell Abiad 3).
- In the Epi week 26/2017, 215 new cases of suspected measles were reported (Abu Kamal 130, Al-Mayadin 68, Deir ez Zor district 17), 38 new suspected measles cases were reported from Menbij (eastern Aleppo.) and 18 new cases from A'zaz
- It was recommended to: isolate the cases, personal hygiene, providing vitamin A and explain to parents about the importance of the vaccine.
- It is important to consider measles vaccination campaigns, taking into account the spread of outbreaks, populations at risk and age groups at risk.
- The numbers of the reported suspected Pertussis cases was 67, the highest number reported from both Deir ez zor district (16 cases).
- The numbers of the reported suspected Mumps cases was 37, the highest number reported from Menbij district (12 cases).



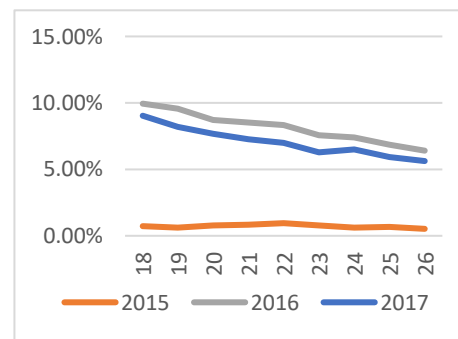
Prop. Morb. of Diarrheal Diseases



Prop. Morb. of Measles



Prop. Morb. of ILI



Case Numbers By Governorate and Age

Gov. & Age	OAD	ABD	AWD	STF	AJS	ILI	SARI	AFP	Mea	Men	UCE	UCD	Leish	Others	Total	
Aleppo	<5	2040	6	0	11	26	985	0	0	36	3	0	0	17	7484	10608
	≥5	1636	21	0	58	52	1004	0	0	20	3	0	0	77	14735	17606
Idleb	<5	2801	11	0	57	63	1304	13	1	4	10	0	0	119	14329	18712
	≥5	2768	7	0	276	41	1798	19	0	2	13	0	0	294	33925	39143
Hama	<5	324	0	0	0	1	114	2	0	0	0	0	0	9	897	1347
	≥5	410	1	0	16	4	117	3	0	0	0	0	0	24	3365	3940
Ar-raqqqa	<5	783	44	0	15	85	3	4	0	2	9	0	0	10	4322	5277
	≥5	786	46	0	526	96	4	1	0	1	3	0	0	37	4816	6316
Deir-ez-Zor	<5	3708	188	0	133	127	612	58	3	168	18	0	0	145	7912	13072
	≥5	1978	119	0	724	110	297	11	0	47	0	0	0	190	7496	10972
Al-Hasakeh	<5	2010	87	0	28	34	1151	47	0	0	29	0	0	24	1750	5160
	≥5	1297	44	0	48	47	784	21	0	0	14	0	0	16	1209	3480

Homs	<5	339	1	0	4	11	254	1	0	0	0	0	0	0	1854	2464
	≥5	312	3	0	57	6	339	1	0	0	0	0	0	1	2830	3549
R. Damascus	<5	119	0	0	2	1	56	2	0	6	0	0	0	0	745	931
	≥5	109	0	0	71	7	34	0	0	1	0	0	0	0	1923	2145
Dar'a	<5	801	6	0	26	15	218	1	0	1	3	0	0	0	7495	8566
	≥5	493	8	0	104	14	237	9	0	1	5	0	0	0	10468	11339
Quneitra	<5	106	0	0	3	0	8	1	0	2	2	0	0	0	631	753
	≥5	62	1	0	10	1	14	0	0	1	1	0	0	0	488	578
Total		22882	593	0	2169	741	9333	194	4	292	113	0	0	963	128674	165958

Alerts' Numbers by District

District	ABD	AWD	AJS	STF	SARI	Leish	Men	Mea	AFP	Total
Abu Kamal	4	0	3	11	2	0	0	13	2	35
Afrin	0	0	0	0	0	0	0	0	0	0
Ain Al Arab	0	0	0	1	0	0	0	0	0	1
Al Bab	0	0	0	0	0	0	0	0	0	0
Al Ma'ra	0	0	1	5	0	0	0	0	0	6
Al Mayadin	8	0	4	11	0	0	0	11	1	35
Al-Hasakeh	0	0	0	0	0	0	0	0	0	0
Al-Malikeyyeh	0	0	0	0	0	0	0	0	0	0
Ariha	0	0	0	0	0	0	0	0	0	0
Ar-Raqqa	14	0	14	14	0	0	0	0	0	42
Ar-Rastan	0	0	1	6	0	0	0	0	0	7
As-Salamiyeh	0	0	0	1	1	0	0	0	0	2
As-Sanamayn	0	0	0	2	0	0	0	0	0	2
As-Suqaylabiyah	0	0	0	0	0	0	0	0	0	0
Ath-Thawrah	0	0	0	0	0	0	0	0	0	0
A'zaz	0	0	1	0	0	0	0	6	0	7
Dar'a	0	0	1	5	0	0	0	1	0	7
Deir-ez-Zor	10	0	14	17	1	0	0	9	0	51
Duma	0	0	0	0	0	0	0	0	0	0
Hama	0	0	0	0	0	0	0	0	0	0
Harim	0	0	2	6	0	0	0	1	1	10
Homs	0	0	0	0	0	0	0	0	0	0
Idleb	0	0	0	6	0	0	0	2	0	8
Izra'	0	0	1	1	0	0	0	1	0	3
Jarablus	0	0	0	0	0	0	0	1	0	1
Jebel Saman (Aleppo)	0	0	0	2	0	0	0	0	0	2
Jisr-Ash-Shugur	0	0	0	3	0	0	0	0	0	3
Menbij	0	0	4	0	0	0	0	14	0	18
Muhradah	0	0	0	0	0	0	0	0	0	0
Quamishli	0	0	1	1	0	0	0	0	0	2
Quneitra	0	0	0	1	0	0	0	1	0	2
Ras Al Ain	3	0	0	2	1	0	0	0	0	6
Rural Damascus	0	0	1	2	0	0	0	3	0	6
Tell Abiad	0	0	1	4	1	0	0	1	0	7
As-Safira	0	0	0	0	0	0	0	0	0	0
Grand Total	39	0	49	101	6	0	0	64	4	263

Ps: The colored cells represent the highest alerts for each surveyed syndrome on district level

Abbreviations

ABD	Acute Bloody Diarrhea	Mea	suspected Measles
OAD	Other Acute Diarrhea	Men	suspected Meningitis
AFP	Acute Flaccid Paralysis	Prop.Morb.	Proportional Morbidity
AJS	Acute Jaundice Syndrome	SARI	Severe Acute Respiratory Illness
AWD	Acute Watery Diarrhea	UCE	Unexplained Cluster Of Health Events
ILI	Influenza-like Illness	UCD	Unexplained Death
WASH	Water Sanitation Hygiene	WBD	Water Borne Diseases
VPD	Vaccine Preventable Diseases	ARI	Acute Respiratory Illness