

Highlights

- Multiple sessions of training for NGOs health workers is ongoing in EWARN coverage areas in between 12th - 20th August ,with focusing on : diseases case definition , AFP surveillance and VDPV outbreak.
- During Epi Week 32, (502/510) 98% of the health facilities across 10 Governorates provided surveillance data for all EWARN Syndroms this week 98% of reporting sites submitted the weekly reports on time.

[For more details regarding EWARN coverage please click here.](#)

- The consultations reported this week were 219940 (including 40% children under the age of five) compared to 228684 consultations in previous week.

- 12 AFP (Acute Flaccid Paralysis) cases were reported 8 deir-ez-zor - [For more details click here.](#)

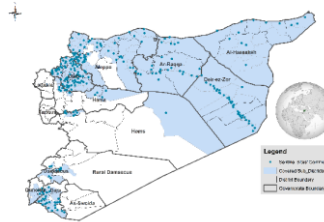
- The number of AJS cases was 692 , with highest number of alerts in Deir ez zor (11 alerts) .

- The number of OAD cases have not doubled this week.

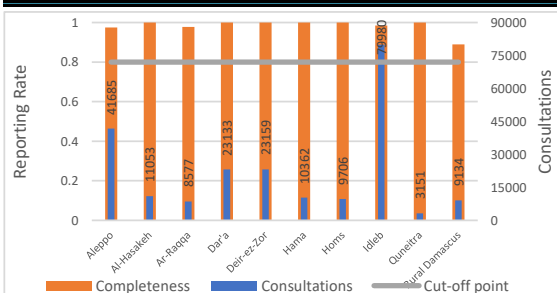
The highest syndromes reported were respectively: OAD (23302) , ILI (12451), and STF (2084).

The highest proportional morbidity for STF (3.3%) were reported from Deir ez zor governorate.

Al-Hasakeh governorate recorded the highest proportional morbidity for : OAD (39.2%) , ILI (19.9%) and AJS (1.2%).

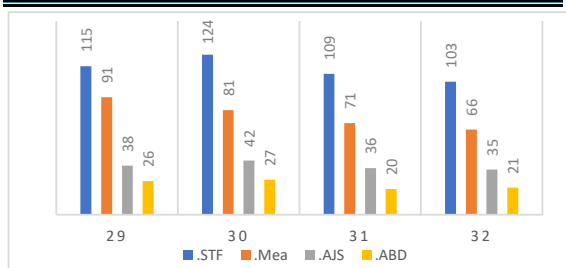


Reporting Rate and Consultations

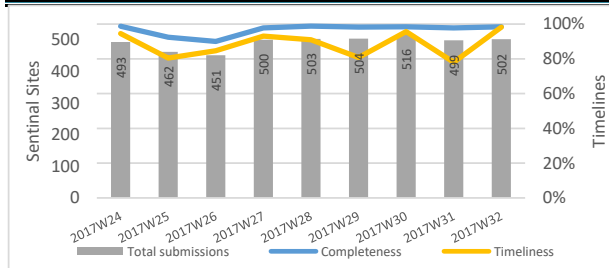


Governorate	Reporting Sites	No. Sentinel Sites	Completeness
Aleppo	119	122	98%
Al-Hasakeh	89	89	100%
Ar-Raqqa	45	46	98%
Dar'a	27	27	100%
Deir-ez-Zor	46	46	100%
Hama	15	15	100%
Homs	12	12	100%
Idlib	128	130	98%
Quneitra	5	5	100%
Rural Damascus	16	18	89%
Total	502	510	98%

Numbers of Top 4 Alerts

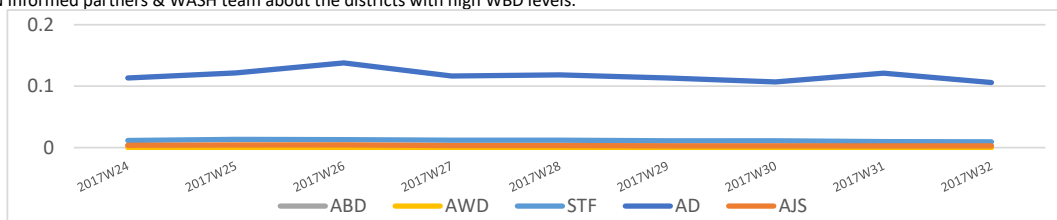


Reporting Rate and Timeliness



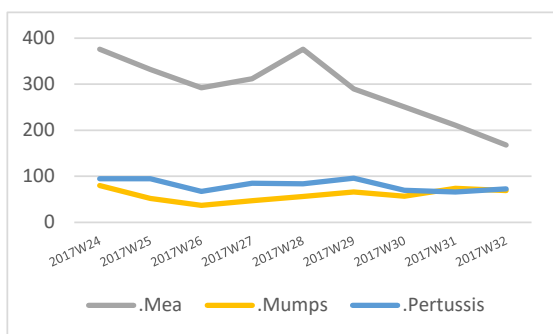
Prop. Morb. of Water Borne Diseases

- The number of the reported STF cases was 2084, as well as 692 new cases of AJS were reported .
 - EWARN reported 23302 OAD cases, The number of OAD cases have not doubled this week.
 - Follow up for STF alert in Jasim _ Dar'a : the specimens of 4 water sources (wells) were tested and showed no contamination , whereas the specimens of ice testing showed contamination.
- Care organization provided chlorine with the needed pumps in many areas in Dar'a governorate , in full coordination with water directorate and local councils . It is important to note that Typhoid fever was confirmed in Jasim on Epi week 12 , and proper response procedures were taken then (providing chlorine, case management medicines , IEC materials , in addition to health workers education) .
- Cholera Risk scale is being generated and followed on weekly basis in the northern of Syria.
 - EWARN informed partners & WASH team about the districts with high WBD levels.



Water Borne Diseases details

Numbers of Vaccine Preventable Diseases (by cases)



Vaccine Preventable Diseases details

In Epi-week 32/2017, 168 cases of suspected measles were reported.

- A total 6 suspected cases were investigated in Epi week 32 (3 in Rural Aleppo , 2 in Rural Idleb and 1 in Rural Hama).

- In the Epi week 32/2017 , 109 new cases of suspected measles were reported from Deir Ez zor as follows : (Abu Kamal 56, Al-Mayadin 44 , Deir ez Zor district 9), 20 new suspected measles cases were reported from Menbij (eastern Aleppo.) The reporting of new measles cases from different areas of Menbij and Deir-ez- Zor is still ongoing.

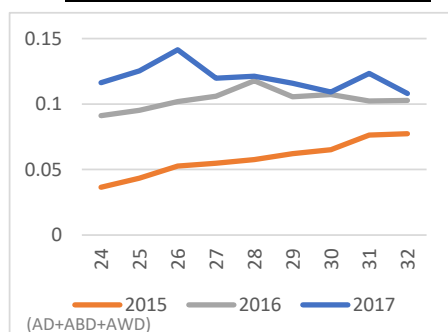
It was recommended to: isolate the cases, personal hygiene, providing vitamin A and explain to parents about the importance of the vaccine.

- It is important to consider measles vaccination campaigns, taking into account the spread of outbreaks, populations at risk and age groups at risk.

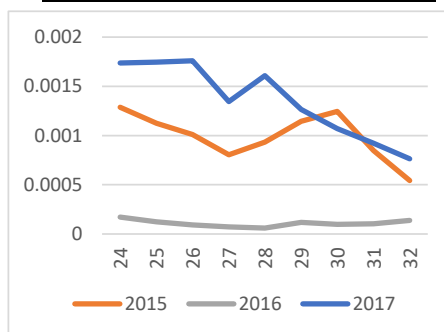
- The numbers of the reported suspected Pertussis cases was 73 , the highest number reported from Al Mayadin district (30 cases).

- The numbers of the reported suspected Mumps cases was 69, the highest number reported from Menbij district (13 cases).

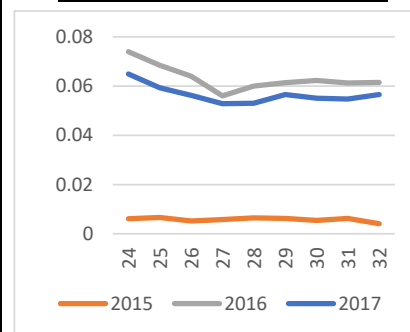
Prop. Morb. of Diarrheal Diseases



Prop. Morb. of Measles



Prop. Morb. of ILI



Case Numbers By Governorate and Age

Gov. & Age	OAD	ABD	AWD	STF	AJS	ILI	SARI	AFP	Mea	Men	UCE	UCD	Leish	Others	Total	
Aleppo	<5	2318	15	0	4	18	1416	5	2	20	6	0	0	45	10162	14011
	≥5	1634	32	0	193	61	1502	6	1	19	4	0	0	131	24091	27674
Idleb	<5	3004	8	0	55	50	2119	32	0	5	9	0	0	187	20309	25778
	≥5	2388	4	0	419	86	1900	31	0	2	6	0	0	450	48916	54202
Hama	<5	293	0	0	0	3	159	3	1	0	0	0	0	22	2326	2807
	≥5	389	0	0	46	7	229	0	0	0	0	0	0	62	6822	7555
Ar-raqqqa	<5	460	4	0	13	31	23	1	0	5	1	3	0	9	3174	3724
	≥5	322	8	0	31	21	29	3	0	1	2	1	0	7	4428	4853
Deir-ez-Zor	<5	3528	156	0	108	120	725	57	7	83	17	0	0	116	7445	12362
	≥5	2012	116	0	659	77	296	15	1	26	3	0	0	149	7443	10797
Al-Hasakeh	<5	2670	72	0	92	69	1330	43	0	1	28	1	0	33	2318	6657
	≥5	1660	45	0	69	69	874	24	0	0	17	0	0	29	1609	4396
Homs	<5	492	0	0	5	17	395	5	0	0	0	0	0	0	3082	3996
	≥5	360	1	0	38	19	368	2	0	0	0	0	0	0	4922	5710
R. Damascus	<5	134	0	0	6	1	252	0	0	3	0	0	0	0	1736	2132
	≥5	123	0	0	129	6	176	0	0	1	1	0	0	0	6566	7002
Dar'a	<5	886	0	0	35	17	259	7	0	1	0	0	0	0	9074	10279
	≥5	466	7	0	150	20	325	4	0	1	2	0	0	0	11879	12854
Quneitra	<5	113	0	0	5	0	42	0	0	0	1	0	0	0	1529	1690
	≥5	50	0	0	27	0	32	0	0	0	0	0	0	0	1352	1461
Total		23302	468	0	2084	692	12451	238	12	168	97	5	0	1240	179183	219940

Alerts' Numbers by District

District	ABD	AWD	AJS	STF	SARI	Leish	Men	Mea	AFP	Total
Abu Kamal	1	0	3	13	2	0	0	11	0	30
Afrin	0	0	0	0	0	0	0	4	1	5
Ain Al Arab	0	0	0	1	0	0	0	0	0	1
Al Bab	0	0	2	1	0	0	0	1	0	4
Al Ma'ra	0	0	0	4	0	0	0	0	0	4
Al Mayadin	5	0	7	13	4	0	1	10	8	48
Al-Hasakeh	0	0	0	0	0	0	0	0	0	0
Al-Malikeyyeh	0	0	1	0	0	0	0	0	0	1
Ariha	0	0	1	2	0	0	0	1	0	4
Ar-Raqqa	0	0	0	0	0	0	0	4	0	4
Ar-Rastan	0	0	0	2	0	0	0	0	0	2
As-Salamiyeh	0	0	0	2	0	0	0	0	0	2
As-Sanamayn	0	0	0	0	0	0	0	0	0	0
As-Suqaylabiyah	0	0	0	0	0	0	0	0	1	1
Ath-Thawrah	0	0	0	0	0	0	0	1	0	1
A'zaz	0	0	0	1	0	0	0	4	0	5
Dar'a	0	0	1	6	1	0	0	1	0	9
Deir-ez-Zor	10	0	11	12	1	0	0	6	0	40
Duma	0	0	0	0	0	0	0	1	0	1
Hama	0	0	0	0	0	0	0	0	0	0
Harim	0	0	0	8	1	0	0	4	0	13
Homs	0	0	1	0	0	0	0	0	0	1
Idleb	0	0	1	6	2	0	0	1	0	10
Izra'	0	0	0	3	0	0	0	1	0	4
Jarablus	0	0	0	2	0	0	0	0	0	2
Jisr-Ash-Shugur	0	0	1	8	0	0	0	0	0	9
Menbij	1	0	3	0	0	0	0	15	1	20
Muhradah	0	0	0	0	0	0	0	0	0	0
Quamishli	2	0	1	2	0	0	0	1	0	6
Quneitra	0	0	0	4	0	0	0	0	0	4
Ras Al Ain	2	0	0	1	0	0	0	0	0	3
Rural Damascus	0	0	0	5	0	0	0	0	0	5
Tell Abiad	0	0	2	4	0	0	0	0	0	6
As-Safira	0	0	0	0	0	0	0	0	1	1
Jebel Saman	0	0	0	3	0	0	0	0	0	3
Grand Total	21	0	35	103	11	0	1	66	12	249

Ps: The colored cells represent the highest alerts for each surveyed syndrome on district level

Lab Activities Epi Week 32

Syndrome	No. of Sampels	No. of positive samples	Positive sample distribution (District)
Measles IgM	17	9	1 Talabiad , 1 Ma'ara , 1 Idleb , 3 Efrin , 3 Harim
Rubella IgM	8	0	All suspected cases for Rubella IgM were negative

ABD	Acute Bloody Diarrhea	Mea	suspected Measles
OAD	Other Acute Diarrhea	Men	suspected Meningitis
AFP	Acute Flaccid Paralysis	Prop.Morb.	Proportional Morbidity
AJS	Acute Jaundice Syndrome	SARI	Severe Acute Respiratory Illness
AWD	Acute Watery Diarrhea	UCE	Unexplained Cluster Of Health Events
ILI	Influenza-like Illness	UCD	Unexplained Death
WASH	Water Sanitation Hygiene	WBD	Water Borne Diseases
VPD	Vaccine Preventable Diseases	ARI	Acute Respiratory Illness