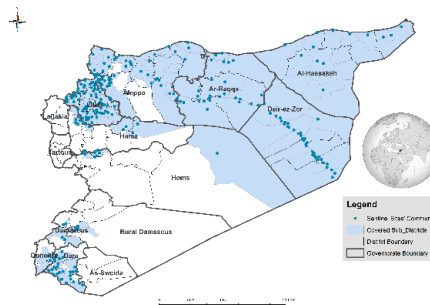
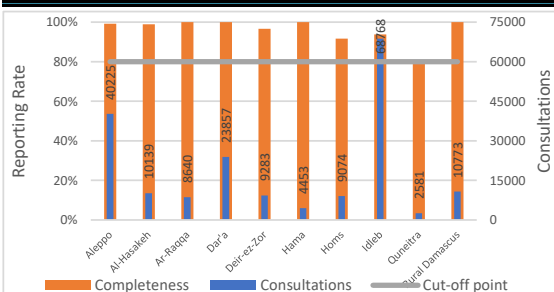


### Highlights

- Second training for 150 Field level officers ( FLOs) was conducted in 8 Governorates in between 24<sup>th</sup>September – 4<sup>th</sup> October , the main topics are : case definition review , AFP surveillance and VDPV outbreak.
- During Epi Week 38, (482/495) 97% of the health facilities across 10 Governorates provided surveillance data for all EWARN Syndroms this week 85% of reporting sites submitted the weekly reports on time.  
[For more details regarding EWARN coverage please click here.](#)
- The consultations reported this week were 187793 (including 40% children under the age of five) compared to 203085 consultations in previous week.
- 4 AFP (Acute Flaccid Paralysis) cases were reported 2 Deir-ez-zor , 2 Aleppo  
[For more details click here.](#)
- EWARN labs reported 11 positive cases for Measles IgM in Al Hasakeh and Al Mayadin , 1 positive case for Rubella IgM in Dar`a and 1 positive case for Mumps IgM in A`zaz.
- The number of AJS cases was 599 , with highest number of alerts in Ar Raqqa (8 alerts) .
- The number of OAD cases have not doubled this Epi week
- The highest syndromes reported were respectively: ILI (16245), OAD (16179) and STF (1421).
- The highest proportional morbidity for STF (3.8%) were reported from Deir ez zor governorate.
- Al-Hasakeh governorate recorded the highest proportional morbidity for : OAD (32.0%) , ILI (28.7%).

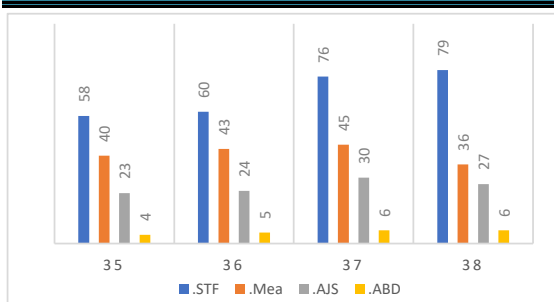


### Reporting Rate and Consultations

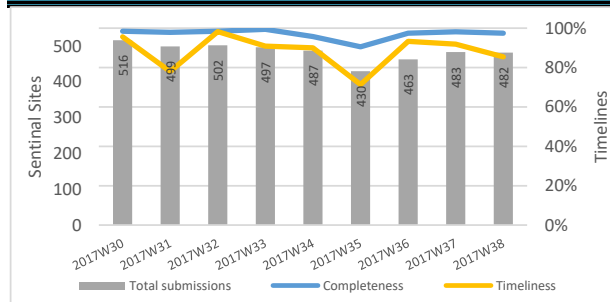


Governorate	Reporting Sites	No. Sentinal Sites	Completeness
Aleppo	117	118	99%
Al-Hasakeh	86	87	99%
Ar-Raqqa	58	58	100%
Dar`a	26	26	100%
Deir-ez-Zor	29	30	97%
Hama	12	12	100%
Homs	11	12	92%
Idleb	120	128	94%
Quneitra	4	5	80%
Rural Damascus	19	19	100%
<b>Total</b>	<b>482</b>	<b>495</b>	<b>97%</b>

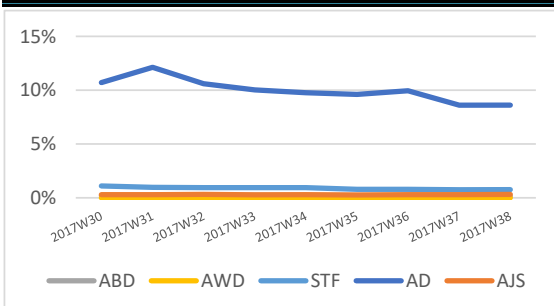
### Numbers of Top 4 Alerts



### Reporting Rate and Timeliness



### Prop. Morb. of Water Borne Diseases



### Water Borne Diseases details

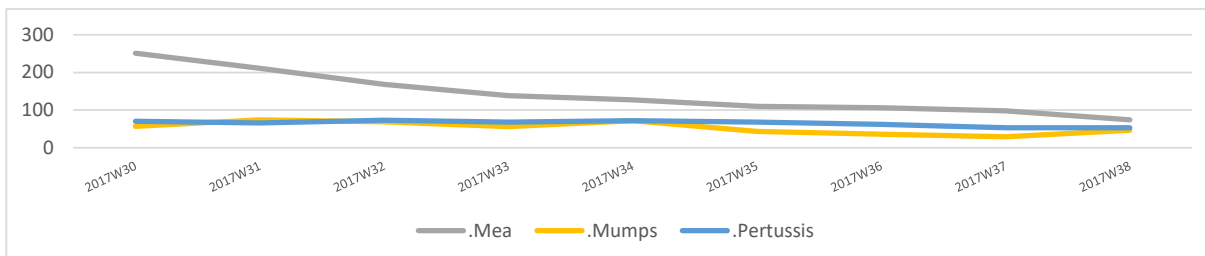
- The number of the reported STF cases was 1421, as well as 599 new cases of AJS were reported .
- EWARN reported 16179 OAD cases, The number of OAD cases have not doubled this Epi week
- Water borne diseases risk scale is being generated and followed on community level and on weekly basis in all EWARN coverage areas.
- EWARN informed partners & WASH team about the districts with high WBD levels.

## Numbers of Vaccine Preventable Diseases (by cases)

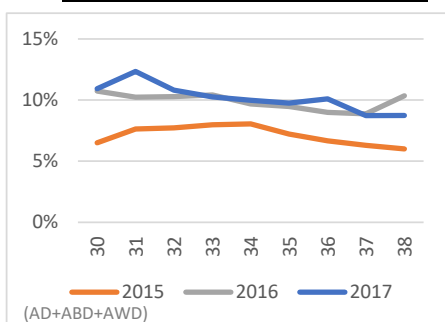
## Vaccine Preventable Diseases details

In Epi-week 38/2017, 74 cases of suspected measles were reported.

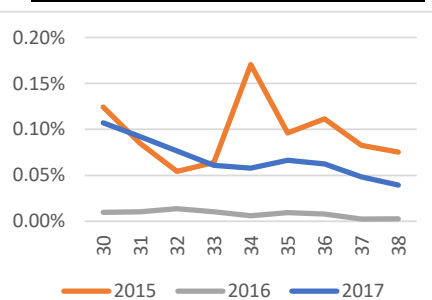
- One suspected measles case was investigated in Dar`a in Epi week 38.
- 11 suspected measles cases were tested for IgM with positive results as follows : 8 in Al Mayadin and 3 in Al-Hasakeh , 1 positive case for Rubella IgM in Dar`a.
- In the Epi week 38/2017 , 54 new cases of suspected measles were reported from Deir Ez zor as follows : (Abu Kamal 24, Al-Mayadin 30), 8 new suspected measles cases were reported from Ar-Raqqa. The reporting of new measles cases from different areas of Ar-raqqa and Deir-ez- Zor is still ongoing.
- It was recommended to: isolate the cases, personal hygiene, providing vitamin A and explain to parents about the importance of the vaccine.
- Implementing IPV vaccination campaign in AL Bab and Jarablus since 10th September and lasting for 10 days, the targeted children number is 20,962.
- The numbers of the reported suspected Pertussis cases was 53 , the highest number reported from Al Mayadin district (13 cases).
- The numbers of the reported suspected Mumps cases was 46, the highest number reported from Jebel Saman district (14 cases).



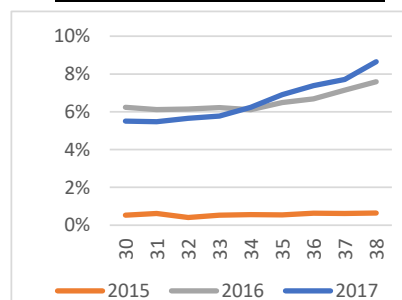
### Prop. Morb. of Diarrheal Diseases



### Prop. Morb. of Measles



### Prop. Morb. of ILI



## Case Numbers By Governorate and Age

Gov. & Age	OAD	ABD	AWD	STF	AJS	ILI	SARI	AFP	Mea	Men	UCE	UCD	Leish	Others	Total	
Aleppo	<5	1688	5	0	0	25	2072	0	0	6	2	0	0	44	9380	13222
	≥5	1166	9	0	173	38	2536	1	2	1	1	0	0	109	22967	27003
Idleb	<5	2225	7	0	38	38	2020	13	0	1	5	0	1	96	17755	22199
	≥5	1765	3	0	282	60	2011	19	0	1	8	0	0	251	42169	46569
Hama	<5	144	0	0	0	0	204	1	0	0	0	0	0	4	759	1112
	≥5	269	0	0	22	0	336	2	0	0	0	0	0	14	2698	3341
Ar-raqqa	<5	518	15	0	32	68	419	13	0	6	16	1	0	31	2790	3909
	≥5	323	12	0	130	83	405	4	0	2	18	1	0	20	3733	4731
Deir-ez-Zor	<5	1822	64	0	55	50	657	42	2	36	8	0	0	3	3175	5914
	≥5	613	13	0	299	38	316	9	0	18	1	0	0	9	2053	3369
Al-Hasakeh	<5	2001	63	1	32	63	1679	39	0	0	19	0	0	39	2046	5982
	≥5	1241	42	0	39	41	1228	23	0	0	20	1	1	41	1480	4157
Homs	<5	390	1	0	1	23	383	0	0	0	0	0	0	0	2818	3616
	≥5	325	1	0	33	16	288	1	0	0	0	0	0	0	4794	5458
R. Damascus	<5	237	0	0	10	0	429	1	0	1	0	0	0	0	2822	3500
	≥5	114	0	0	103	11	283	0	0	0	0	0	0	0	6762	7273
Dar'a	<5	706	1	0	33	23	468	12	0	2	3	0	0	2	8494	9744
	≥5	501	2	0	124	22	427	8	0	0	2	0	0	6	13021	14113
Quneitra	<5	98	0	0	5	0	49	1	0	0	1	0	0	0	1207	1361
	≥5	33	0	0	10	0	35	0	0	0	0	0	0	0	1142	1220
<b>Total</b>		<b>16179</b>	<b>238</b>	<b>1</b>	<b>1421</b>	<b>599</b>	<b>16245</b>	<b>189</b>	<b>4</b>	<b>74</b>	<b>104</b>	<b>3</b>	<b>2</b>	<b>669</b>	<b>152065</b>	<b>187793</b>

## Alerts' Numbers by District

District	ABD	AWD	AJS	STF	SARI	Leish	Men	Mea	AFP	Total
Abu Kamal	1	0	2	9	1	0	0	9	0	22
Afrin	0	0	0	0	0	0	0	1	0	1
Ain Al Arab	0	0	0	0	0	0	0	0	0	0
Al Bab	0	0	0	3	0	0	0	0	0	3
Al Ma'ra	0	0	0	2	0	0	0	0	0	2
Al Mayadin	3	0	5	9	1	0	0	10	2	30
Al-Hasakeh	0	0	0	0	0	0	0	0	0	0
Al-Malikeyyeh	0	0	1	0	0	0	0	0	0	1
Ariha	0	0	0	1	0	0	0	0	0	1
Ar-Raqqa	1	0	8	7	0	0	1	0	0	17
Ar-Rastan	0	0	1	3	0	0	0	0	0	4
As-Salamiyeh	0	0	0	1	0	0	0	0	0	1
As-Sanamayn	0	0	0	1	0	0	0	0	0	1
As-Suqaylabiyah	0	0	0	0	0	0	0	0	0	0
Ath-Thawrah	0	0	0	0	0	0	0	3	0	3
A'zaz	0	0	0	0	0	0	0	1	0	1
Dar'a	0	0	3	5	0	0	0	1	0	9
Deir-ez-Zor	1	0	1	3	1	0	0	0	0	6
Duma	0	0	0	1	0	0	0	0	0	1
Hama	0	0	0	0	0	0	0	0	0	0
Harim	0	0	0	6	1	0	0	1	0	8
Homs	0	0	1	0	0	0	0	0	0	1
Idleb	0	0	1	9	1	0	0	1	0	12
Izra'	0	0	0	3	0	0	0	1	0	4
Jarablus	0	0	1	2	0	0	0	0	0	3
Jisr-Ash-Shugur	0	0	0	2	0	0	0	0	0	2
Menbij	0	0	1	0	0	0	0	5	2	8
Quamishli	0	1	0	0	0	0	0	0	0	1
Quneitra	0	0	0	1	0	0	0	0	0	1
Ras Al Ain	0	0	0	0	0	0	0	0	0	0
Rural Damascus	0	0	1	5	0	0	0	1	0	7
Tell Abiad	0	0	1	3	0	0	0	2	0	6
As-Safira	0	0	0	0	0	0	0	0	0	0
Jebel Saman	0	0	0	3	0	0	0	0	0	3
Grand Total	6	1	27	79	5	0	1	36	4	159

Ps: The colored cells represent the highest alerts for each surveyed syndrome on district level

## Lab Activities Epi Week 38

Syndrome	No. of Sampels	No. of positive samples	Positive sample distribution (District)
Measles IgM	32	11	3 Al Hasakeh and 8 Al Mayadin
Rubella IgM	20	1	1 Dar'a
HAV igM	7	6	2 Menbij , 3 Idleb
Mumps IgM	4	1	Ezaz

ABD	Acute Bloody Diarrhea	Mea	suspected Measles
OAD	Other Acute Diarrhea	Men	suspected Meningitis
AFP	Acute Flaccid Paralysis	Prop.Morb.	Proportional Morbidity
AJS	Acute Jaundice Syndrome	SARI	Severe Acute Respiratory Illness
AWD	Acute Watery Diarrhea	UCE	Unexplained Cluster Of Health Events
ILI	Influenza-like Illness	UCD	Unexplained Death
WASH	Water Sanitation Hygine	WBD	Water Borne Diseases
VPD	Vaccine Preventable Diseases	ARI	Acute Respiratory Illness