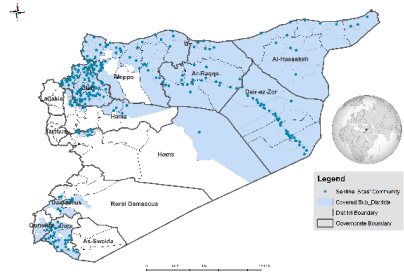
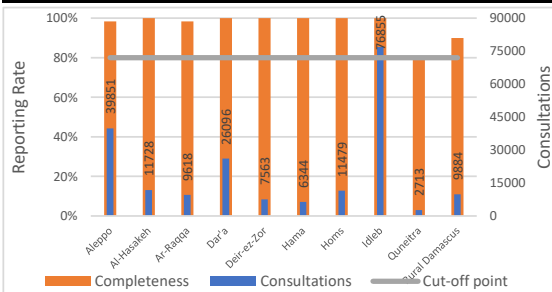


### Highlights

- Participation in a training about Cholera outbreak management in between 23<sup>th</sup> -26<sup>th</sup> of October . The training was organized by WHO and Health directorate of Aleppo , Idleb and Hama . 13 officers from EWARN participated in the training.
- During Epi Week 41, (484/490) 99% of the health facilities across 10 Governorates provided surveillance data for all EWARN Syndroms this week 89% of reporting sites submitted the weekly reports on time.  
[For more details regarding EWARN coverage please click here.](#)
- The consultations reported this week were 202131 (including 40% children under the age of five) compared to 189845 consultations in previous week.
- 7 AFP (Acute Flaccid Paralysis) cases were reported 2 Idelib, 1 Aleppo, 1 Deir-ez-zor, 1 AL-hasakeh, 1 Homs, 1 Dar'a  
[For more details click here.](#)
- EWARN lab reported : 2 positive case for Measles IgM ( Al-thawrah, Idleb ) , 2 positive cases for Mumps IgM in Menbij and 27 positive cases for HAV IgM ( Al-thawrah , Jarablus ) .
- The number of SARI cases was 225 , with highest number of alerts in Abu Kamal (2 alerts) .
- The number of OAD cases have not doubled this Epi week.
- The highest syndromes reported were respectively: ILI (20104) , OAD (15502) and STF (887).
- The highest proportional morbidity for AJS (1.3 %) were reported from both Ar-Raqqa and Deir Ez zor governorate.
- Al-Hasakeh governorate recorded the highest proportional morbidity for : OAD (32%) , ILI (31%).

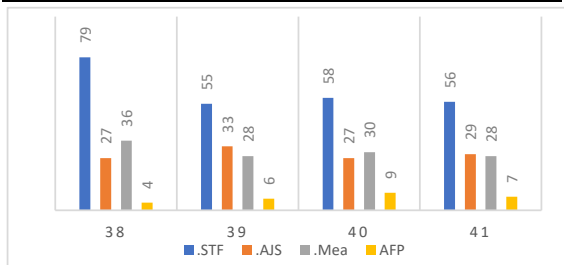


### Reporting Rate and Consultations

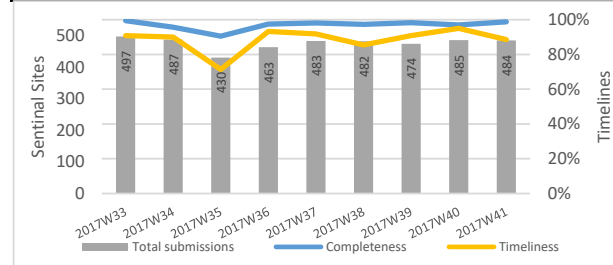


Governorate	Reporting Sites	No. Sentinal Sites	Completeness
Aleppo	115	117	98%
Al-Hasakeh	87	87	100%
Ar-Raqqa	59	60	98%
Dar'a	26	26	100%
Deir-ez-Zor	23	23	100%
Hama	13	13	100%
Homs	12	12	100%
Idlib	127	127	100%
Quneitra	4	5	80%
Rural Damascus	18	20	90%
<b>Total</b>	<b>484</b>	<b>490</b>	<b>99%</b>

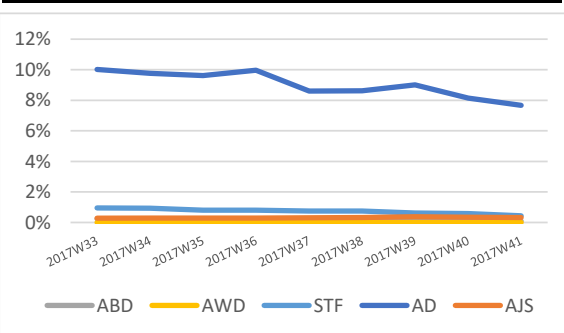
### Numbers of Top 4 Alerts



### Reporting Rate and Timeliness



### Prop. Morb. of Water Borne Diseases



### Water Borne Diseases details

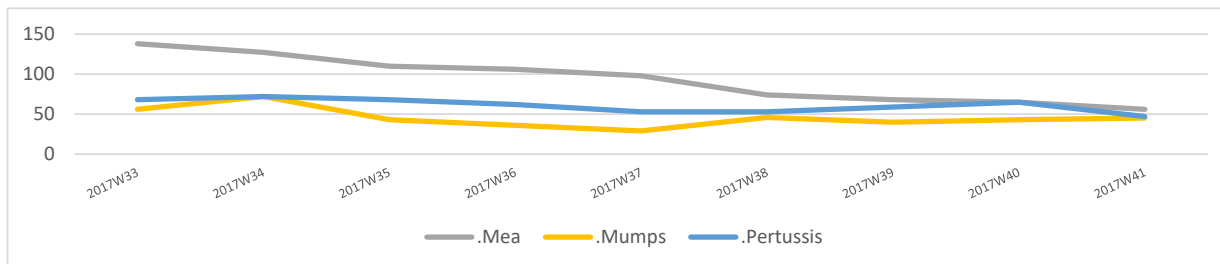
- The number of the reported STF cases was 887, as well as 643 new cases of AJS were reported .
- EWARN reported 15502 OAD cases, The number of OAD cases have not doubled this Epi week.
- An alert of one suspected cholera case was notified from Jarablus district \_ Aleppo governorate on 20th October. Upon verification , the reported case was 4 months old and suffered from severe diarrhea and severe dehydration which managed with I.V and oral fluids. The child was discharged after two days of treatment . According to the investigation information, the reported case was not fit with the case definition of the cholera case.
- Water borne diseases risk scale is being generated and followed on community level and on weekly basis in all EWARN coverage areas.
- EWARN informed partners & WASH team about the districts with high WBD levels.

## Numbers of Vaccine Preventable Diseases (by cases)

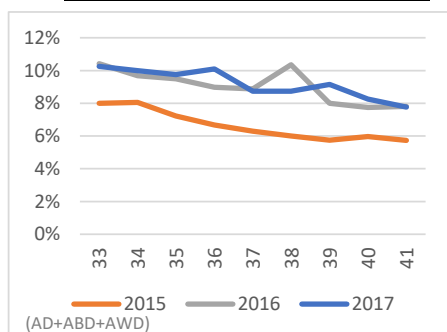
## Vaccine Preventable Diseases details

In Epi-week 41/2017, 56 cases of suspected measles were reported.

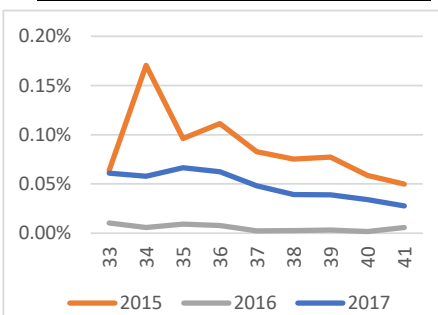
- One suspected measles case was investigated in Al- Hasakeh in Epi week 41.
- In the Epi week 41/2017 , 39 new cases of suspected measles were reported from Deir Ez zor as follows : ( Abu Kamal 20, Al-Mayadin 19 ) . The reporting of new measles cases from different areas of Deir-ez- Zor is still ongoing.
- It was recommended to: isolate the cases, personal hygiene, providing vitamin A and explain to parents about the importance of the vaccine.
- The numbers of the reported suspected Pertussis cases was 47 , the highest number reported from Quamishli district (12 cases).
- The numbers of the reported suspected Mumps cases was 45, the highest number reported from Jebel Saman district (10 cases).



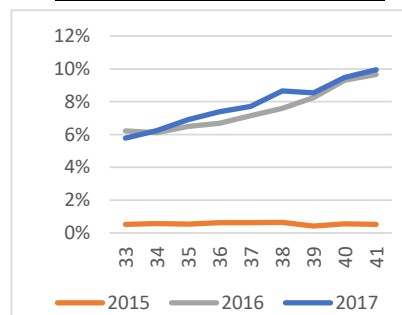
### Prop. Morb. of Diarrheal Diseases



### Prop. Morb. of Measles



### Prop. Morb. of ILI



## Case Numbers By Governorate and Age

Gov. & Age	OAD	ABD	AWD	STF	AJS	ILI	SARI	AFP	Mea	Men	UCE	UCD	Leish	Others	Total	
Aleppo	<5	1407	0	0	1	26	2409	6	0	1	3	0	0	39	9397	13289
	≥5	1020	2	0	58	55	2153	5	1	1	0	0	138	23129	26562	
Idleb	<5	2227	7	0	39	53	2931	24	1	2	4	0	0	112	20685	26085
	≥5	1697	6	0	217	95	2907	22	1	4	7	0	4	399	45411	50770
Hama	<5	171	0	0	0	1	457	1	0	0	0	0	0	14	988	1632
	≥5	160	0	0	6	4	382	0	0	0	0	0	0	14	4146	4712
Ar-raqqqa	<5	618	20	0	22	69	271	5	0	0	5	0	2	48	3387	4447
	≥5	446	9	0	86	60	296	4	0	4	2	0	1	35	4228	5171
Deir-ez-Zor	<5	1467	51	0	17	49	622	45	1	29	10	0	0	2	2677	4970
	≥5	494	8	0	218	49	237	6	0	10	1	0	0	2	1568	2593
Al-Hasakeh	<5	2352	57	0	18	67	2111	50	1	1	18	0	0	40	2149	6864
	≥5	1396	39	0	25	63	1520	31	0	0	12	0	0	39	1739	4864
Homs	<5	367	0	0	2	7	743	2	0	0	0	0	0	0	4178	5299
	≥5	266	0	0	14	12	582	5	1	0	0	0	0	2	5298	6180
R. Damascus	<5	197	0	0	3	0	555	0	0	0	0	0	0	0	2623	3378
	≥5	101	0	0	55	4	287	1	0	3	0	0	0	0	6055	6506
Dar'a	<5	558	0	0	12	10	771	8	1	1	1	0	0	0	9165	10527
	≥5	457	0	0	87	19	685	8	0	0	2	0	0	1	14310	15569
Quneitra	<5	66	0	0	3	0	116	0	0	0	1	0	0	0	1306	1492
	≥5	35	0	0	4	0	69	2	0	0	0	0	0	0	1111	1221
<b>Total</b>		<b>15502</b>	<b>199</b>	<b>0</b>	<b>887</b>	<b>643</b>	<b>20104</b>	<b>225</b>	<b>7</b>	<b>56</b>	<b>66</b>	<b>0</b>	<b>7</b>	<b>885</b>	<b>163550</b>	<b>202131</b>

## Alerts' Numbers by District

District	ABD	AWD	AJS	STF	SARI	Leish	Men	Mea	AFP	Total
Abu Kamal	1	0	4	9	2	0	0	7	0	23
Afrin	0	0	0	0	0	0	0	0	0	0
Ain Al Arab	0	0	0	0	0	0	0	0	0	0
Al Bab	0	0	0	0	0	0	0	0	0	0
Al Ma'ra	0	0	1	3	1	0	0	1	1	7
Al Mayadin	1	0	2	5	0	0	0	7	1	16
Al-Hasakeh	0	0	0	0	0	0	0	1	0	1
Al-Malikeyyeh	0	0	2	0	0	0	0	0	0	2
Ariha	0	0	0	1	0	0	0	0	1	2
Ar-Raqqa	0	0	2	1	0	0	0	0	0	3
Ar-Rastan	0	0	0	0	0	0	0	0	1	1
As-Salamiyeh	0	0	0	0	0	0	0	0	0	0
As-Sanamayn	0	0	0	1	0	0	0	0	0	1
As-Suqaylabiyah	0	0	0	0	0	0	0	0	0	0
Ath-Thawrah	0	0	3	2	0	0	0	4	0	9
A'zaz	0	0	0	0	0	0	0	0	1	1
Dar'a	0	0	1	4	1	0	0	0	0	6
Deir-ez-Zor	0	0	1	2	0	0	0	0	0	3
Duma	0	0	0	0	0	0	0	1	0	1
Hama	0	0	0	0	0	0	0	0	0	0
Harim	0	0	2	6	0	0	0	0	0	8
Homs	0	0	0	0	0	0	0	0	0	0
Idleb	0	0	3	4	1	0	0	4	0	12
Izra'	0	0	0	1	0	0	0	1	1	3
Jarablus	0	0	1	1	0	0	0	0	0	2
Jisr-Ash-Shugur	0	0	0	5	0	0	0	0	0	5
Menbij	0	0	3	0	0	0	0	1	0	4
Muhradah	0	0	0	0	0	0	0	0	0	0
Quamishli	0	0	0	0	0	0	0	0	1	1
Quneitra	0	0	0	0	0	0	0	0	0	0
Ras Al Ain	0	0	0	0	0	0	0	0	0	0
Rural Damascus	0	0	0	3	0	0	0	0	0	3
Tell Abiad	0	0	4	5	0	0	0	0	0	9
As-Safira	0	0	0	0	0	0	0	0	0	0
Jebel Saman	0	0	0	3	0	1	0	1	0	5
Grand Total	2	0	29	56	5	1	0	28	7	128

Ps: The colored cells represent the highest alerts for each surveyed syndrome on district level

## Lab Activities Epi Week 41

Syndrome	No. of Sampels	No. of positive samples	Positive sample distribution (District)
Measles IgM	3	2	1 Al'thawra, 1 Idleb
HAV IgM	42	27	18 Al'Thawra, 9 Jarablus
Mumps igM	2	2	2 Menbij

### Abbreviations

ABD	Acute Bloody Diarrhea	Mea	suspected Measles
OAD	Other Acute Diarrhea	Men	suspected Meningitis
AFP	Acute Flaccid Paralysis	Prop.Morb.	Proportional Morbidity
AJS	Acute Jaundice Syndrome	SARI	Severe Acute Respiratory Illness
AWD	Acute Watery Diarrhea	UCE	Unexplained Cluster Of Health Events
ILI	Influenza-like Illness	UCD	Unexplained Death
WASH	Water Sanitation Hygiene	WBD	Water Borne Diseases
VPD	Vaccine Preventable Diseases	ARI	Acute Respiratory Illness