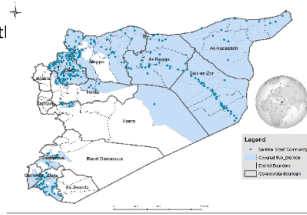
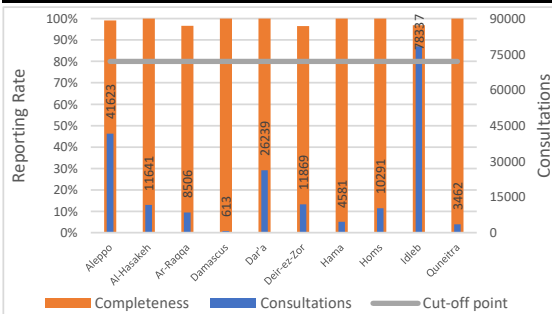


### Highlights

- During Epi Week 43, (481/494) 97% of the health facilities across 10 Governorates provided surveillance data for all EWARN Syndroms this week 79% of reporting sites submitted the weekly reports on time.  
[For more details regarding EWARN coverage please click here.](#)
- The consultations reported this week were 206138 (including 40% children under the age of five) compared to 194680 consultations in previous week.
- 5 AFP (Acute Flaccid Paralysis) cases were reported [For more details click here.](#)  
EWARN lab reported: 2 positive cases for Measles IgM ( Al Ma`ra- A`zaz ), 1 positive case for Mumps IgM (A`zaz ), and 16 positive cases for HAV IgM (11 Ath-Thawrah – 4 Menbij – 1 Jebel Saman ).
- The number of SARI cases was 265 , with highest number of alerts in Abu Kamal and Al-Malikiyyeh (2 alerts in each of t)
- The number of OAD cases doubled in :
- The highest syndromes reported were respectively: ILI (22709) , OAD (14985) and STF (943).
- Deir Ez zor governorate recorded the highest proportional morbidity for STF (2.8%) and ABD (1%).
- Al-Hasakeh governorate recorded the highest proportional morbidity for OAD (30.8%) and ILI (32.3%).

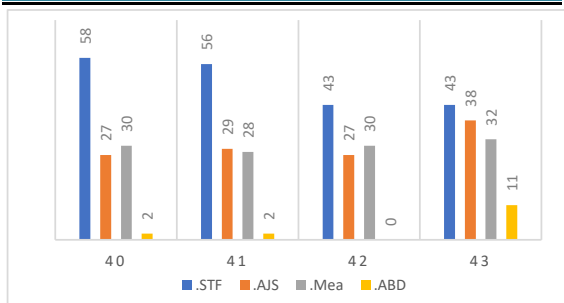


### Reporting Rate and Consultations

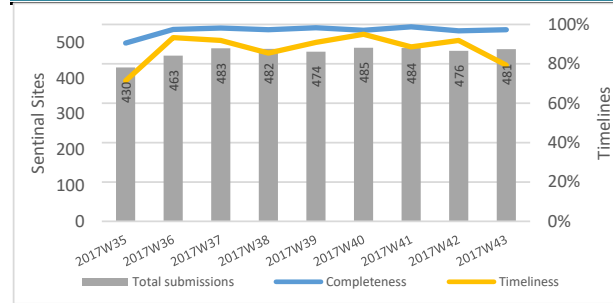


Governorate	Reporting Sites	No. Sentinal Sites	Completeness
Aleppo	117	117	100%
Al-Hasakeh	86	88	98%
Ar-Raqqa	56	61	92%
Damascus	1	1	100%
Dar'a	26	26	100%
Deir-ez-Zor	21	21	100%
Hama	14	14	100%
Homs	12	12	100%
Idleb	124	127	98%
Quneitra	4	5	80%
Rural Damascus	15	20	75%
<b>Total</b>	<b>476</b>	<b>492</b>	<b>97%</b>

### Numbers of Top 4 Alerts

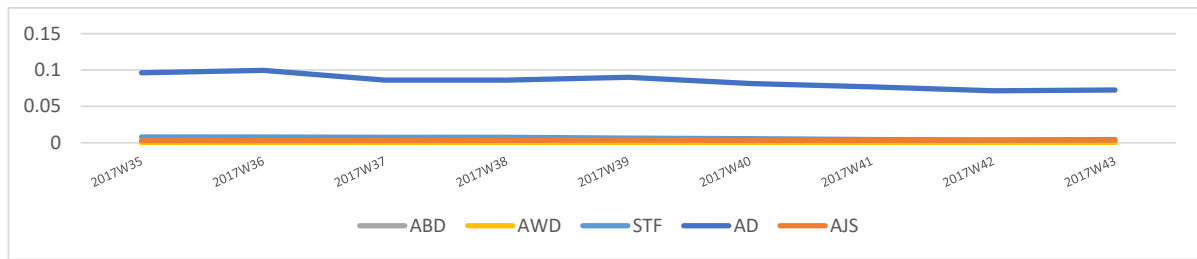


### Reporting Rate and Timeliness



### Water Borne Diseases details

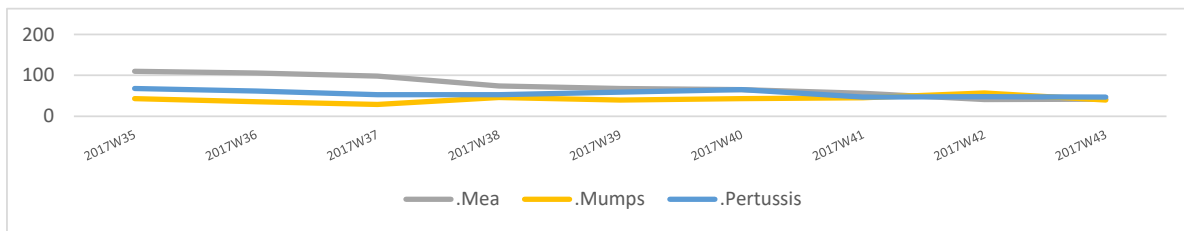
- The number of the reported STF cases was 943, as well as 773 new cases of AJS were reported .
  - EWARN reported 14985 OAD cases, the number of OAD cases doubled only in :
  - AJS alert investigation in Ath-Thawrah \_ Rural Ar Raqqa , the reported cases in-between Epi weeks 39 – 43 is about 660 cases . 16 samples were collected with 11 positive results for HAV IgM.
- Water sources testing (tanks) shows no bacterial contamination, but there was a decrease in the hygiene and sanitation procedures in the area. Aqua tabs were disseminated in some villages.
- Recommendations:
- Reactivating the water station in the area
  - Raising up the awareness about hygiene and water treatment methods
  - Distribution of aqua tabs to avoid the of water contamination
  - Water borne diseases risk scale is being generated and followed on community level and on weekly basis in all EWARN coverage areas.
  - EWARN informed partners & WASH team about the districts with high WBD levels.



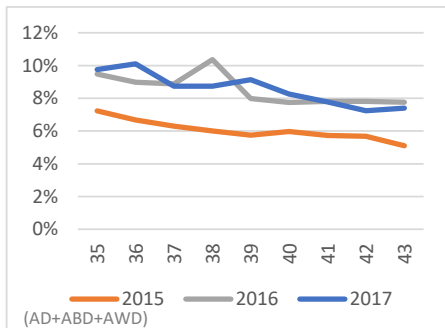
### Vaccine Preventable Diseases details

In Epi-week 43/2017, 42 cases of suspected measles were reported.

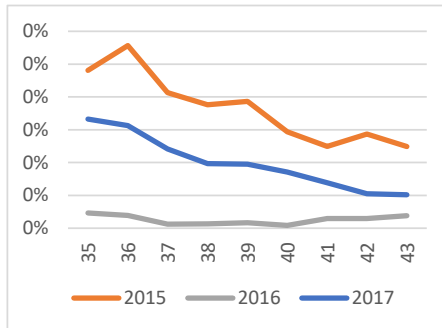
- 8 suspected measles cases were investigated in : Aleppo 3 , Idleb 3 and Dar`a 2 during Epi week 43.
- EWARN labs reported: 2 positive case for Measles IgM (A`zaz and Al Ma`ra).
- In the Epi week 43/2017 , 19 new cases of suspected measles were reported from Deir Ez zor as follows : (Abu Kamal 8, Al-Mayadin 6, Deir Ez zor district 5) .The reporting of new measles cases from different areas of Deir-ez- Zor is still ongoing.
- Follow up the surveillance of Adverse Events following immunization for IPV campaign which implemented in Idleb , Hama , Aleppo during October. Only 8 mild cases were reported during the campaign.
- It was recommended to: isolate the cases, personal hygiene, providing vitamin A and explain to parents about the importance of the vaccine.
- The numbers of the reported suspected Pertussis cases was 47 , the highest number reported from Quamishli district (10 cases).
- The numbers of the reported suspected Mumps cases was 40, the highest number reported from Jebel Saman district (9 cases) .



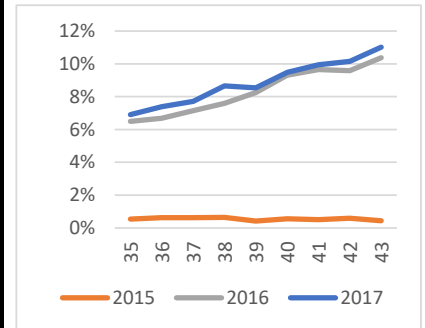
### Prop. Morb. of Diarrheal Diseases



### Prop. Morb. of Measles



### Prop. Morb. of ILI



### Case Numbers By Governorate and Age

Gov. & Age	OAD	ABD	AWD	STF	AJS	ILI	SARI	AFP	Mea	Men	UCE	UCD	Leish	Others	Total	
Aleppo	<5	1296	2	0	3	112	2686	9	1	7	1	0	0	40	9732	13889
	≥5	886	11	0	52	108	2475	5	0	3	0	0	0	128	24066	27734
Idleb	<5	2214	3	0	51	56	3018	32	0	2	12	0	0	153	20860	26401
	≥5	1705	4	0	255	82	3446	22	0	5	8	0	0	415	45994	51936
Hama	<5	152	0	0	0	0	584	1	0	0	0	0	0	17	817	1571
	≥5	117	0	0	1	0	554	1	0	0	0	0	0	31	2306	3010
Ar-raqqqa	<5	488	8	0	25	59	308	21	0	1	1	1	0	2	2970	3884
	≥5	355	7	0	18	40	328	10	0	1	3	1	0	17	3842	4622
Deir-ez-Zor	<5	1533	92	0	44	74	1082	53	0	15	13	0	0	61	3863	6830
	≥5	565	29	0	293	41	728	9	0	4	2	0	0	82	3286	5039
Al-Hasakeh	<5	2240	66	0	16	58	2182	61	0	0	19	0	0	31	2199	6872
	≥5	1345	41	0	33	49	1579	22	1	0	5	0	2	45	1647	4769

Homs	<5	320	0	0	6	13	780	3	1	0	0	0	0	0	3223	4346
	≥5	214	0	0	13	7	642	0	1	0	0	0	0	0	5068	5945
R. Damascus	<5	213	0	0	3	3	453	1	0	0	0	0	0	0	2249	2922
	≥5	84	0	0	33	6	150	0	0	0	0	0	0	4	5777	6054
Damascus	<5	14	0	0	0	0	5	0	0	0	0	0	0	0	75	94
	≥5	8	0	0	2	0	37	0	0	0	0	0	0	0	472	519
Dar'a	<5	624	1	0	6	34	725	7	0	4	0	0	0	2	9186	10589
	≥5	459	4	0	81	30	640	8	1	0	0	0	0	6	14421	15650
Quneitra	<5	97	0	0	5	0	158	0	0	0	1	0	0	0	1657	1918
	≥5	56	0	0	3	1	149	0	0	0	0	0	0	0	1335	1544
<b>Total</b>		<b>14985</b>	<b>268</b>	<b>0</b>	<b>943</b>	<b>773</b>	<b>22709</b>	<b>265</b>	<b>5</b>	<b>42</b>	<b>65</b>	<b>2</b>	<b>2</b>	<b>1034</b>	<b>165045</b>	<b>206138</b>

### Alerts' Numbers by District

District	ABD	AWD	AJS	STF	SARI	Leish	Men	Mea	AFP	Total
Abu Kamal	0	0	3	7	2	0	0	9	0	21
Afrin	0	0	0	0	0	0	0	0	0	0
Ain Al Arab	0	0	0	0	0	0	0	0	1	1
Al Bab	0	0	0	0	0	0	0	0	0	0
Al Ma'ra	0	0	1	2	0	0	0	2	0	5
Al Mayadin	0	0	0	4	0	0	0	5	0	9
Al-Hasakeh	0	0	0	0	0	0	0	0	0	0
Al-Malikeyyeh	0	0	2	0	2	0	0	0	0	4
Ariha	0	0	0	0	0	1	0	0	0	1
Ar-Raqqa	0	0	2	0	0	0	0	0	0	2
Ar-Rastan	0	0	2	0	0	0	0	0	0	2
As-Salamiyeh	0	0	0	0	0	0	0	0	0	0
As-Sanamayn	0	0	0	0	0	0	0	0	0	0
As-Suqaylabiyah	0	0	0	0	0	0	0	0	0	0
Ath-Thawrah	0	0	1	0	0	0	0	1	0	2
A'zaz	0	0	2	0	0	0	0	3	2	7
Damascus	0	0	0	0	0	0	0	0	0	0
Dar'a	0	0	3	4	1	0	0	0	0	8
Duma	0	0	0	0	0	0	0	0	0	0
Hama	0	0	0	0	0	0	0	0	0	0
Harim	0	0	2	7	1	0	0	2	0	12
Homs	0	0	1	0	0	0	0	0	0	1
Idleb	0	0	2	2	0	0	0	2	1	7
Izra'	0	0	0	1	0	0	0	2	0	3
Jarablus	0	0	2	1	0	0	0	0	0	3
Jisr-Ash-Shugur	0	0	1	7	0	0	0	0	0	8
Menbij	0	0	2	0	0	0	0	3	0	5
Muhradah	0	0	0	0	0	0	0	0	0	0
Quamishli	0	0	0	0	0	0	0	1	0	1
Quneitra	0	0	0	0	0	0	0	0	0	0
Ras Al Ain	0	0	0	0	0	0	0	0	0	0
Rural Damascus	0	0	0	3	0	0	0	0	0	3
Tell Abiad	0	0	1	2	0	0	0	0	0	3
As-Safira	0	0	0	0	0	0	0	0	0	0
Jebel Saman	0	0	0	3	0	1	0	0	0	4
<b>Grand Total</b>	<b>0</b>	<b>0</b>	<b>27</b>	<b>43</b>	<b>6</b>	<b>2</b>	<b>0</b>	<b>30</b>	<b>4</b>	<b>112</b>

Ps: The colored cells represent the highest alerts for each surveyed syndrome on district level

Syndrome	No. of Sampels	No. of positive samples	Positive sample distribution (District)
Measles IgM	2	2	1 AL'Maara, 1 Ezaz
Mumps IgM	2	1	1 Ezaz
HAV igM	22	16	Al'Thawra , 4 Menbij , 1 Jabal'Sa

**Abbreviations**

ABD	Acute Bloody Diarrhea	Mea	suspected Measles
OAD	Other Acute Diarrhea	Men	suspected Meningitis
AFP	Acute Flaccid Paralysis	Prop.Morb.	Proportional Morbidity
AJS	Acute Jaundice Syndrome	SARI	Severe Acute Respiratory Illness
AWD	Acute Watery Diarrhea	UCE	Unexplained Cluster Of Health Events
ILI	Influenza-like Illness	UCD	Unexplained Death
WASH	Water Sanitation Hygine	WBD	Water Borne Diseases
VPD	Vaccine Preventable Diseases	ARI	Acute Respiratory Illness