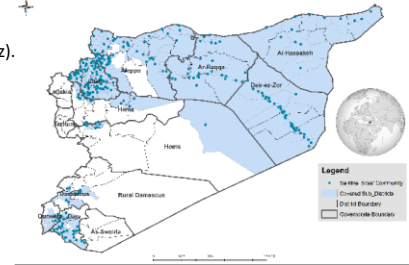
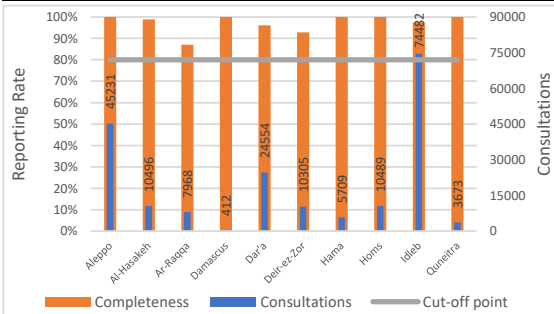


Highlights

- A training for 50 physicians in private clinics was conducted in 3 areas : Tell Abiad – Al Hasakeh – Afrin inbetween 14th – 20th October , the main topics are : Cholera case definition review , case management , sampling , surveillance and reporting mechanism.
- During Epi Week 45, (480/498) 96% of the health facilities across 10 Governorates provided surveillance data for all EWARN Syndroms this week 92% of reporting sites submitted the weekly reports on time.
[For more details regarding EWARN coverage please click here.](#)
- The consultations reported this week were 202029 (including 40% children under the age of five) compared to 201604 consultations in previous week.
- 3 AFP (Acute Flaccid Paralysis) cases were reported 1 Aleppo - 1 Idleb - 1 Dar'a [For more details click here.](#)
- EWARN lab reported 8 positive cases for Measles IgM (6 Ar Raqqa- 1 A`zaz – 1 Al bab), 2 positive cases for Mumps IgM (Menbij) and 11 positive cases for HAV IgM (2 Idleb , 3 Menbij ,1 Jarablus , 5 A`zaz).
- The number of SARI cases was 270 , with highest number of alerts in Idleb (4 alerts).
- The number of OAD cases have not doubled this Epi week
- The highest syndromes reported were respectively: ILI (21687) , OAD (13516) and STF (761).
- The highest proportional morbidity for STF (2.8%) were reported from Deir Ez zor governorate , and the highest proportional morbidity for AJS (1.5%) were reported from Ar Raqqa governorate.
- Al-Hasakeh governorate recorded the highest proportional morbidity for OAD (28.5%) and ILI (31.2%).

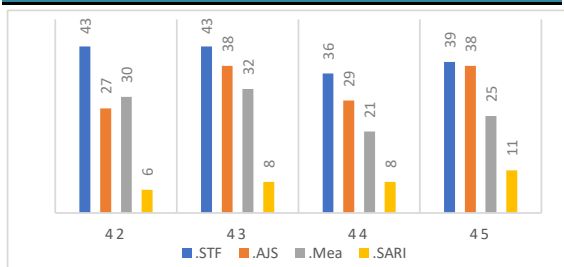


Reporting Rate and Consultations

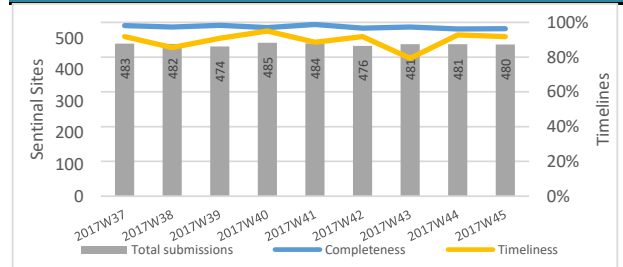


Governorate	Reporting Sites	No. Sentinal Sites	Completeness
Aleppo	121	121	100%
Al-Hasakeh	87	88	99%
Ar-Raqqa	54	62	87%
Damascus	1	1	100%
Dar'a	25	26	96%
Deir-ez-Zor	26	28	93%
Hama	9	9	100%
Homs	12	12	100%
Idleb	123	126	98%
Quneitra	5	5	100%
Rural Damascus	17	20	85%
Total	480	498	96%

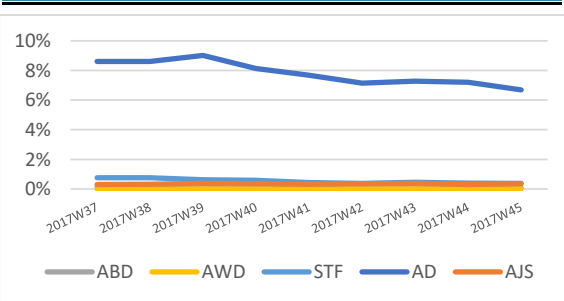
Numbers of Top 4 Alerts



Reporting Rate and Timeliness



Prop. Morb. of Water Borne Diseases



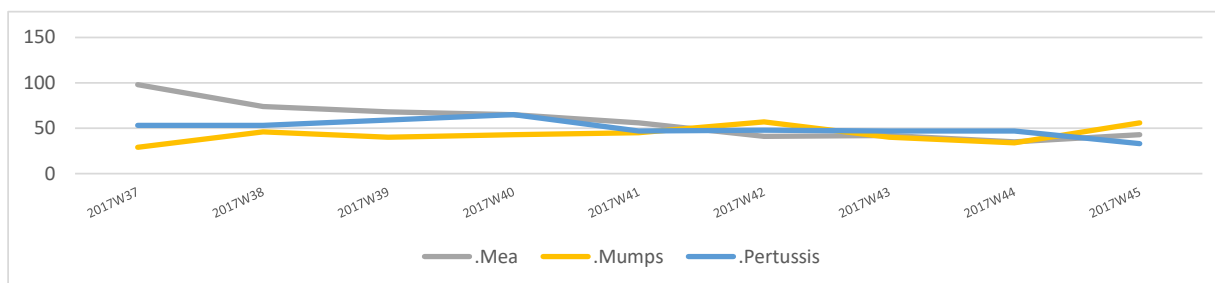
Water Borne Diseases details

- The number of the reported STF cases was 761, as well as 702 new cases of AJS were reported .
- EWARN reported 13516 OAD cases, The number of OAD cases have not doubled this Epi week
- AJS alert investigation in Zafaraniya _Homs , 18 cases were reported in Epi weeks 45 (10 cases < 5 years and 8 > 5 years) , only 3 cases fitted case definition. The team still monitoring any new cases may be reported from the area.
- Water borne diseases risk scale is being generated and followed on community level and on weekly basis in all EWARN coverage areas.
- EWARN informed partners & WASH team about the districts with high WBD levels.

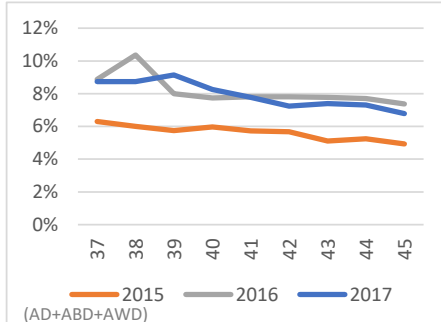
Vaccine Preventable Diseases details

In Epi-week 45/2017, 43 cases of suspected measles were reported.

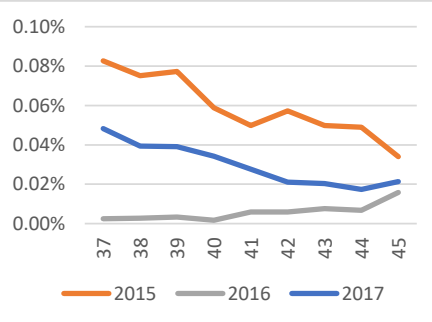
- 4 suspected measles cases were investigated in : Aleppo 2 , Idleb 1 and Dar`a 1 during Epi week 45.
- EWARN labs reported 8 positive cases for Measles IgM (6 Ar Raqqa-1 A`zaz – 1 Al Bab).
- In the Epi week 45/2017 , 15 new cases of suspected measles were reported from Deir Ez zor as follows : (Abu Kamal 6, Al-Mayadin 3, Deir Ez zor district 6) , 14 cases were reported from north-eastern rural of Aleppo : A'zaz 6, Al Bab 3 and Menbij 5.
- The reporting of new measles cases from different areas of Deir-ez- Zor and Ar Raqqa is still ongoing.
- It was recommended to: isolate the cases, personal hygiene, providing vitamin A and explain to parents about the importance of the vaccine.
- The numbers of the reported suspected Pertussis cases was 33 , the highest number reported from Qamishli district (7 cases).
- The numbers of the reported suspected Mumps cases was 56, the highest number reported from Jebel Saman district (16 cases) .



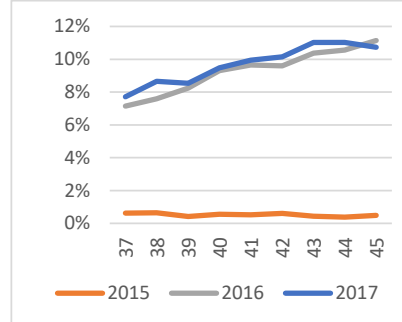
Prop. Morb. of Diarrheal Diseases



Prop. Morb. of Measles



Prop. Morb. of ILI



Case Numbers By Governorate and Age

Gov. & Age	OAD	ABD	AWD	STF	AJS	ILI	SARI	AFP	Mea	Men	UCE	UCD	Leish	Others	Total	
Aleppo	<5	1252	3	0	1	58	2901	11	1	5	3	1	0	42	11102	15380
	≥5	845	9	0	46	86	2489	7	0	9	1	16	0	114	26229	29851
Idleb	<5	2140	12	0	31	66	2639	42	1	4	11	0	0	159	19490	24595
	≥5	1631	2	0	199	84	3010	33	0	5	6	0	0	453	44464	49887
Hama	<5	221	0	0	0	0	687	2	0	0	0	0	0	31	867	1808
	≥5	171	0	0	6	2	604	0	0	0	0	0	0	55	3063	3901
Ar-raqqqa	<5	411	5	0	22	59	237	3	0	2	6	0	0	9	3051	3805
	≥5	329	7	0	38	61	257	3	0	1	3	0	0	15	3449	4163
Deir-ez-Zor	<5	1203	50	0	32	56	1002	50	0	12	9	0	0	78	3307	5799
	≥5	437	18	0	253	46	773	7	0	3	1	0	0	88	2880	4506
Al-Hasakeh	<5	1903	43	0	19	46	1912	51	0	0	12	0	0	40	2114	6140
	≥5	1087	35	0	27	66	1367	28	0	0	10	0	2	53	1681	4356
Homs	<5	323	0	0	2	23	707	12	0	0	0	0	0	0	3366	4433
	≥5	280	0	0	8	13	591	5	0	0	0	0	0	0	5159	6056
R. Damascus	<5	250	0	0	1	3	440	1	0	0	0	0	0	0	2101	2796
	≥5	94	0	0	24	8	199	0	0	1	0	0	0	0	5588	5914
Damascus	<5	4	0	0	0	0	2	0	0	0	0	0	0	0	53	59
	≥5	4	0	0	4	0	20	0	0	0	0	0	0	0	325	353
Dar'a	<5	439	1	0	5	6	770	7	1	1	1	0	0	0	8655	9886
	≥5	338	1	0	37	18	627	7	0	0	1	0	0	1	13638	14668

Quneitra	<5	102	0	0	1	0	255	1	0	0	0	0	0	0	1561	1920
	≥5	52	1	0	5	1	198	0	0	0	0	0	0	0	1496	1753
Total		13516	187	0	761	702	21687	270	3	43	64	17	2	1138	163639	202029

Alerts' Numbers by District

District	ABD	AWD	AJS	STF	SARI	Leish	Men	Mea	AFP	Total
Abu Kamal	1	0	4	5	3	0	0	2	0	15
Afrin	0	0	0	0	0	0	0	0	0	0
Ain Al Arab	0	0	0	0	0	0	0	0	0	0
Al Bab	0	0	1	0	0	0	0	1	0	2
Al Ma'ra	0	0	1	3	0	2	0	1	1	8
Al Mayadin	1	0	1	4	0	0	0	3	0	9
Al-Hasakeh	0	0	0	0	0	0	0	0	0	0
Al-Malikeyyeh	0	0	2	0	0	0	0	0	0	2
Ariha	0	0	0	0	0	1	0	0	0	1
Ar-Raqqa	0	0	5	1	0	0	0	0	0	6
Ar-Rastan	0	0	2	0	3	0	0	0	0	5
As-Salamiyeh	0	0	0	0	0	0	0	0	0	0
As-Sanamayn	0	0	0	0	0	0	0	1	0	1
As-Suqaylabiyah	0	0	0	0	0	0	0	0	0	0
Ath-Thawrah	0	0	1	0	0	0	0	2	0	3
A'zaz	0	0	5	0	0	0	0	2	0	7
Damascus	0	0	0	0	0	0	0	0	0	0
Dar'a	0	0	0	2	0	0	0	0	1	3
Deir-ez-Zor	1	0	4	7	0	0	0	3	0	15
Duma	0	0	0	0	0	0	0	0	0	0
Harim	0	0	1	5	1	0	0	2	0	9
Homs	0	0	0	0	0	0	0	0	0	0
Idleb	0	0	4	3	4	0	0	2	0	13
Izra'	0	0	0	1	0	0	0	0	0	1
Jarablus	0	0	3	0	0	0	0	0	0	3
Jisr-Ash-Shugur	0	0	0	3	0	0	0	1	0	4
Menbij	0	0	2	0	0	0	0	3	1	6
Muhradah	0	0	0	0	0	0	0	0	0	0
Quamishli	0	0	0	0	0	0	0	0	0	0
Quneitra	0	0	0	0	0	0	0	0	0	0
Ras Al Ain	0	0	0	0	0	0	0	0	0	0
Rural Damascus	0	0	0	1	0	0	0	1	0	2
Tell Abiad	0	0	2	2	0	0	0	1	0	5
As-Safira	0	0	0	0	0	0	0	0	0	0
Jebel Saman	0	0	0	2	0	0	0	0	0	2
Grand Total	3	0	38	39	11	3	0	25	3	122

Ps: The colored cells represent the highest alerts for each surveyed syndrome on district level

Lab Activities Epi Week 45

Syndrome	No. of Sampels	No. of positive samples	Positive sample distribution (District)
Measles IgM	24	8	6 Arraqa , 2 Ezaz
Rubella IgM	16		all suspected samples for Rubella were negative for
HAV IgM	11	11	2 Idleb , 3 Menbij , 1 Jarablus, 5 Ezaz
Mumps igM	6	2	2 Menbij

Abbreviations

ABD	Acute Bloody Diarrhea	Mea	suspected Measles
OAD	Other Acute Diarrhea	Men	suspected Meningitis
AFP	Acute Flaccid Paralysis	Prop.Morb.	Proportional Morbidity
AJS	Acute Jaundice Syndrome	SARI	Severe Acute Respiratory Illness
AWD	Acute Watery Diarrhea	UCE	Unexplained Cluster Of Health Events
ILI	Influenza-like Illness	UCD	Unexplained Death
WASH	Water Sanitation Hygiene	WBD	Water Borne Diseases
VPD	Vaccine Preventable Diseases	ARI	Acute Respiratory Illness