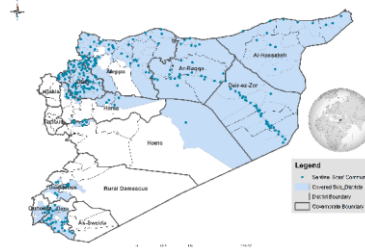


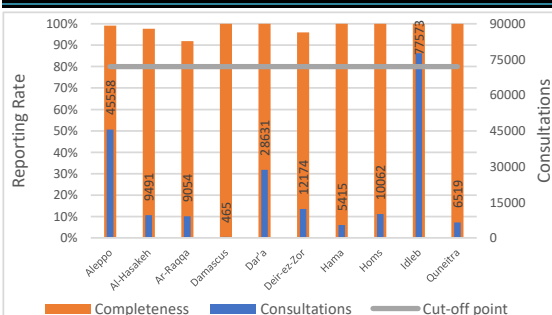
### Highlights

- During Epi Week 48, (492/502) 98% of the health facilities across 10 Governorates provided surveillance data for all EWARN Syndroms this week 93% of reporting sites submitted the weekly reports on time.  
[For more details regarding EWARN coverage please click here.](#)
- The consultations reported this week were 211303 (including 40% children under the age of five) compared to 202843 consultations in previous week.
- 5 AFP (Acute Flaccid Paralysis) cases were reported  
[For more details click here.](#)
- EWARN lab reported : 5 positive cases for Measles IgM (2 Harim- 1 Idleb- 2 Al-Hasakeh ) and 2 positive cases for HAV IgM (Ariha).
- The number of SARI cases was 336, with highest number of alerts in Abu Kamal and Idleb districts (3 alerts in each district).
- The number of OAD cases have not doubled this epi week.
- The highest syndromes reported were respectively: ILI (24499) , OAD (13035) and STF (732).
- Al-Hasakeh governorate recorded the highest proportional morbidity for OAD (24.1%) , ILI (35.4%), SARI (1.0%) and AIS (1.4%).
- 7 Cases of Malari (Plasmodium Ovale) were confirmed in Sura village \_ Dar'a \_ Izra' .



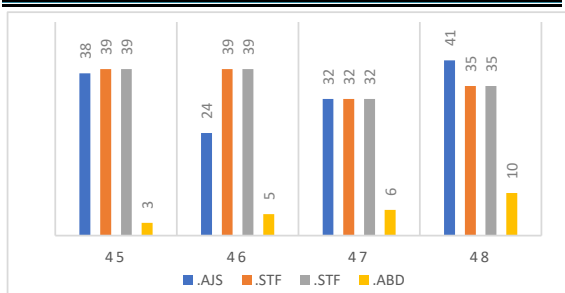
All the cases are belong to one family and have travel history to Guinea. The convenient medication for treatment is not available for them.

### Reporting Rate and Consultations

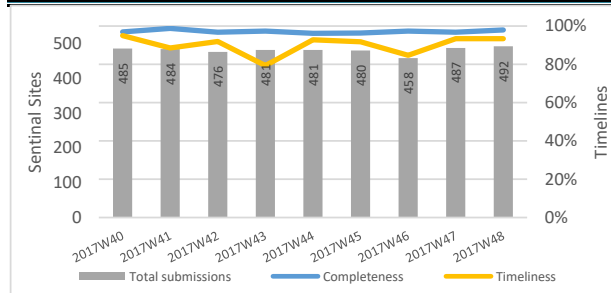


Governorate	Reporting Sites	No. Sentinal Sites	Completeness
Aleppo	119	120	99%
Al-Hasakeh	86	88	98%
Ar-Raqqa	57	62	92%
Damascus	1	1	100%
Dar'a	32	32	100%
Deir-ez-Zor	24	25	96%
Hama	9	9	100%
Homs	11	11	100%
Idleb	126	126	100%
Quneitra	11	11	100%
Rural Damascus	16	17	94%
Total	492	502	98%

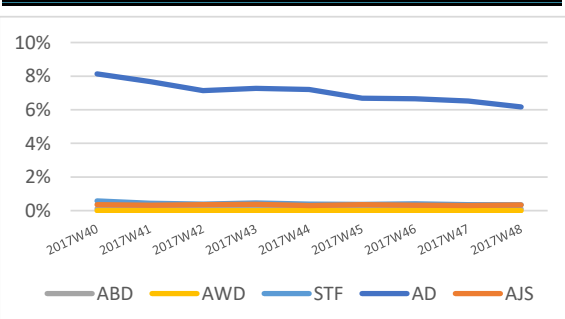
### Numbers of Top 4 Alerts



### Reporting Rate and Timeliness



### Prop. Morb. of Water Borne Diseases



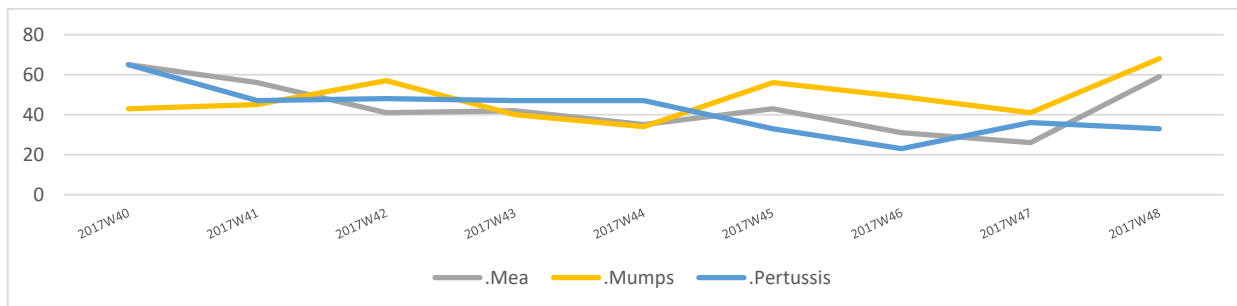
### Water Borne Diseases details

- The number of the reported STF cases was 732, as well as 698 new cases of AIS were reported .
- EWARN reported 13035 OAD cases, The number of OAD cases have not doubled this epi week.
- A training for 160 field level officers was conducted in all coverage areas in coordination with health directorates in-between 20th – 26th November, the main topics are : Cholera case definition review , case management , sampling , surveillance and reporting mechanism, in addition to CTC and CTU establishment stimulation.
- Water borne diseases risk scale is being generated and followed on community level and on weekly basis in all EWARN coverage areas.
- EWARN informed partners & WASH team about the districts with high WBD levels.

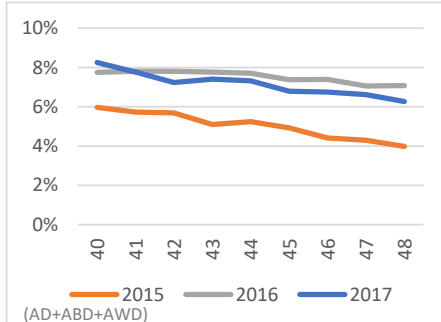
## Vaccine Preventable Diseases details

In Epi-week 48/2017, 59 cases of suspected measles were reported.

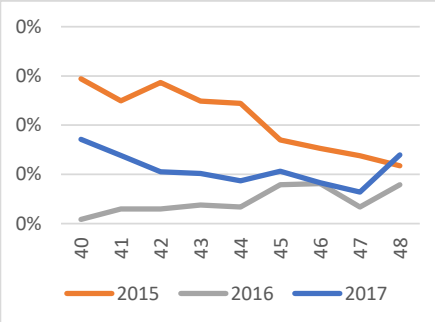
- 9 suspected measles cases were investigated in Epi week 48 : 7 in A`zaz , 1 in Al Ma`ra and 1 in Al-Malikeyyeh.
- EWARN labs reported 5 positive cases for Measles IgM : 2 Harim , 1 Idleb and 2 Al-Hasakeh out of 9 sampled suspected cases.
- In the Epi week 48/2017, 25 new cases of suspected measles were reported from Deir Ez zor as follows : (Abu Kamal 8, Al-Mayadin 1, Deir Ez zor district 16 ), another 16 cases were reported from Ar-Raqqa governorate.
- The reporting of new measles cases from different areas of Deir-ez- Zor and rural Aleppo is still ongoing.
- It was recommended to: isolate the cases, personal hygiene, providing vitamin A and explain to parents about the importance of the vaccine.
- The numbers of the reported suspected Pertussis cases was 33 , the highest number reported from Al-Malikeyyeh district (6 cases).
- The numbers of the reported suspected Mumps cases was 68, the highest number reported from Jebel Saman district (28 cases in each of them).



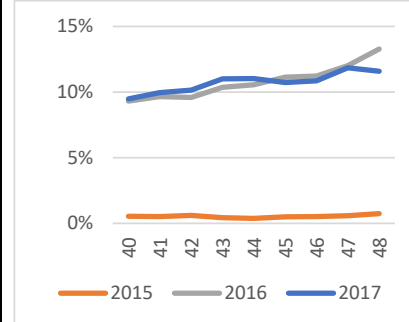
### Prop. Morb. of Diarrheal Diseases



### Prop. Morb. of Measles



### Prop. Morb. of ILI



## Case Numbers By Governorate and Age

Gov. & Age	OAD	ABD	AWD	STF	AJS	ILI	SARI	AFP	Mea	Men	UCE	UCD	Leish	Others	Total	
Aleppo	<5	1155	3	0	10	39	2773	16	1	10	1	0	0	44	11131	15183
	≥5	860	0	0	50	81	2783	6	0	1	3	0	0	134	26457	30375
Idleb	<5	2052	4	0	25	64	3021	63	3	3	11	2	0	152	20954	26354
	≥5	1625	3	0	197	83	3286	36	0	2	6	6	0	426	45549	51219
Hama	<5	172	0	0	0	1	606	0	0	0	0	0	0	21	809	1609
	≥5	169	0	0	4	1	702	1	0	0	0	0	0	49	2880	3806
Ar-raqqa	<5	366	6	0	20	66	255	15	0	12	8	0	1	36	3223	4008
	≥5	272	6	0	28	53	284	17	0	4	7	0	0	61	4314	5046
Deir-ez-Zor	<5	1053	63	0	47	68	1430	46	0	15	6	0	0	117	3510	6355
	≥5	488	42	0	237	62	1138	9	0	10	3	0	0	143	3687	5819
Al-Hasakeh	<5	1432	37	0	11	64	2027	55	1	1	14	0	0	50	1922	5614
	≥5	857	30	0	29	73	1331	37	0	0	3	0	1	50	1466	3877
Homs	<5	240	0	0	0	13	942	0	0	0	0	0	0	0	3541	4736
	≥5	238	0	0	3	4	728	0	0	0	0	0	0	0	4353	5326
R. Damascus	<5	176	2	0	1	0	340	0	0	0	0	0	0	0	1571	2090
	≥5	68	4	0	23	4	157	2	0	0	0	0	0	0	4013	4271
Damascus	<5	12	0	0	0	0	1	0	0	0	0	0	0	0	61	74
	≥5	7	0	0	2	0	23	0	0	0	0	0	0	0	359	391
Dar'a	<5	772	0	0	2	5	976	16	0	1	1	0	0	6	10514	12293
	≥5	482	3	0	40	17	859	14	0	0	0	0	0	9	14914	16338

Quneitra	<5	334	0	0	1	0	468	1	0	0	0	0	0	0	2737	3541
	≥5	205	0	0	2	0	369	2	0	0	0	0	0	0	2400	2978
<b>Total</b>		<b>13035</b>	<b>203</b>	<b>0</b>	<b>732</b>	<b>698</b>	<b>24499</b>	<b>336</b>	<b>5</b>	<b>59</b>	<b>63</b>	<b>8</b>	<b>2</b>	<b>1298</b>	<b>170365</b>	<b>211303</b>

### Alerts' Numbers by District

District	ABD	AWD	AJS	STF	SARI	Leish	Men	Mea	AFP	Total
Abu Kamal	1	0	3	3	3	0	0	6	0	16
Afrin	0	0	0	0	0	0	0	0	0	0
Ain Al Arab	0	0	0	0	0	0	0	0	0	0
Al Bab	0	0	3	0	0	0	0	0	0	3
Al Ma'ra	0	0	0	2	0	1	0	1	0	4
Al Mayadin	1	0	1	1	0	0	0	1	0	4
Al-Hasakeh	0	0	0	0	0	0	0	0	0	0
Al-Malikeyyeh	0	0	2	0	1	0	0	1	1	5
Ariha	0	0	0	0	1	0	0	0	0	1
Ar-Raqqa	0	0	5	2	0	0	0	7	0	14
Ar-Rastan	0	0	1	0	0	0	0	0	0	1
As-Salamiyeh	0	0	0	0	0	0	0	0	0	0
As-Sanamayn	0	0	0	0	0	0	0	0	0	0
As-Suqaylabiyah	0	0	0	0	0	0	0	0	0	0
Ath-Thawrah	0	0	2	0	0	0	0	1	0	3
A'zaz	0	0	1	0	0	0	0	5	1	7
Damascus	0	0	0	0	0	0	0	0	0	0
Dar'a	0	0	0	2	1	0	0	0	0	3
Deir-ez-Zor	7	0	9	10	0	0	0	7	0	33
Duma	1	0	0	0	0	0	0	0	0	1
Harim	0	0	1	4	1	0	0	2	1	9
Homs	0	0	0	0	0	0	0	0	0	0
Idleb	0	0	4	1	3	0	0	2	0	10
Izra'	0	0	0	0	0	0	0	1	0	1
Jarablus	0	0	2	0	0	0	0	0	0	2
Jisr-Ash-Shugur	0	0	1	6	0	0	0	0	2	9
Menbij	0	0	3	0	0	0	0	1	0	4
Muhradah	0	0	0	0	0	0	0	0	0	0
Quamishli	0	0	0	0	0	0	0	0	0	0
Quneitra	0	0	0	0	0	0	0	0	0	0
Ras Al Ain	0	0	0	0	0	0	0	0	0	0
Rural Damascus	0	0	0	2	0	0	0	0	0	2
Tell Abiad	0	0	3	0	0	0	0	0	0	3
As-Safira	0	0	0	0	0	0	0	0	0	0
Jebel Saman	0	0	0	2	0	1	0	0	0	3
Al Fiq	0	0	0	0	0	0	0	0	0	0
<b>Grand Total</b>	<b>10</b>	<b>0</b>	<b>41</b>	<b>35</b>	<b>10</b>	<b>2</b>	<b>0</b>	<b>35</b>	<b>5</b>	<b>138</b>

Ps: The colored cells represent the highest alerts for each surveyed syndrome on district level

### Lab Activities Epi Week 48

Syndrome	No. of Sampels	No. of positive samples	Positive sample distribution (District)
Measles IgM	11	5	2 Harem, 1 idleb, 2 Al'Hasaka
Rubella IgM	6		
HAV IgM	3	2	2 Ariha
All suspected samples for Rubella were negative for Rubella igM			

### Abbreviations

ABD	Acute Bloody Diarrhea	Mea	suspected Measles
OAD	Other Acute Diarrhea	Men	suspected Meningitis
AFP	Acute Flaccid Paralysis	Prop.Morb.	Proportional Morbidity
AJS	Acute Jaundice Syndrome	SARI	Severe Acute Respiratory Illness
AWD	Acute Watery Diarrhea	UCE	Unexplained Cluster Of Health Events
ILI	Influenza-like Illness	UCD	Unexplained Death
WASH	Water Sanitation Hygine	WBD	Water Borne Diseases
VPD	Vaccine Preventable Diseases	ARI	Acute Respiratory Illness