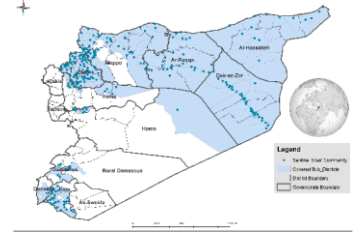
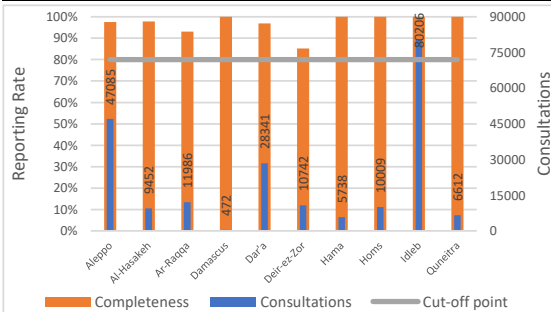


Highlights

- During Epi Week 49, (506/522) 97% of the health facilities across 10 Governorates provided surveillance data for all EWARN Syndroms this week 97% of reporting sites submitted the weekly reports on time.
[For more details regarding EWARN coverage please click here.](#)
- The consultations reported this week were 218661 (including 40% children under the age of five) compared to 211303 consultations in previous week.
- 8 AFP (Acute Flaccid Paralysis) cases were reported 3 Aleppo - 2 Idleb - 1 Deir-ez-zor - 1 Al-hasakeh
[For more details click here.](#)
- EWARN lab reported: 9 positive cases for Measles IgM (8 in Idleb - 1 Jebel Saman) , 4 Pstive for Salmonella IgM (Harim) and 9 positive cases for HAV IgM (6 Idleb – 3 Harim).
- The number of SARI cases was 365, with highest number of alerts in Abu Kamal and Idleb districts (4 alerts in each district).
- The number of OAD cases have not doubled this Epi week.
- The highest syndromes reported were respectively: ILI (25877) , OAD (12583) and AIS (889).
- Al-Hasakeh governorate recorded the highest proportional morbidity for OAD (22.7%) , ILI (38.8%) and SARI (1.1%).

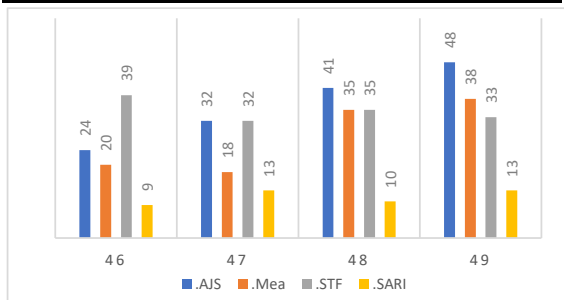


Reporting Rate and Consultations

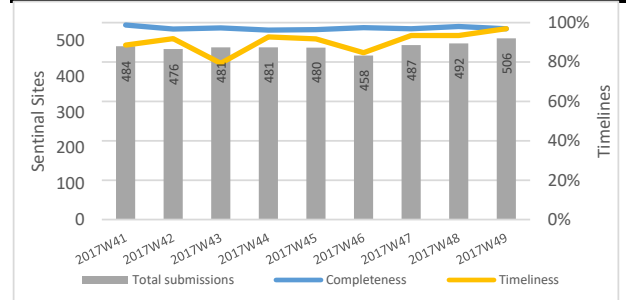


Governorate	Reporting Sites	No. Sentinal Sites	Completeness
Aleppo	119	122	98%
Al-Hasakeh	87	89	98%
Ar-Raqqa	67	72	93%
Damascus	1	1	100%
Dar'a	31	32	97%
Deir-ez-Zor	23	27	85%
Hama	10	10	100%
Homs	11	11	100%
Idleb	127	127	100%
Quneitra	11	11	100%
Rural Damascus	19	20	95%
Total	506	522	97%

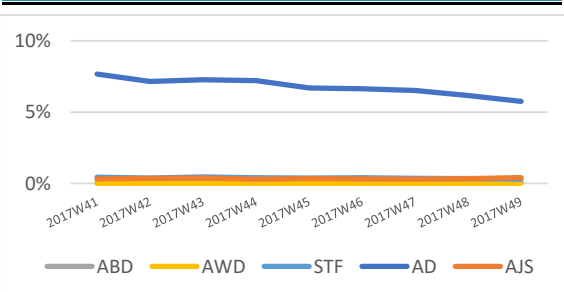
Numbers of Top 4 Alerts



Reporting Rate and Timeliness



Prop. Morb. of Water Borne Diseases



Water Borne Diseases details

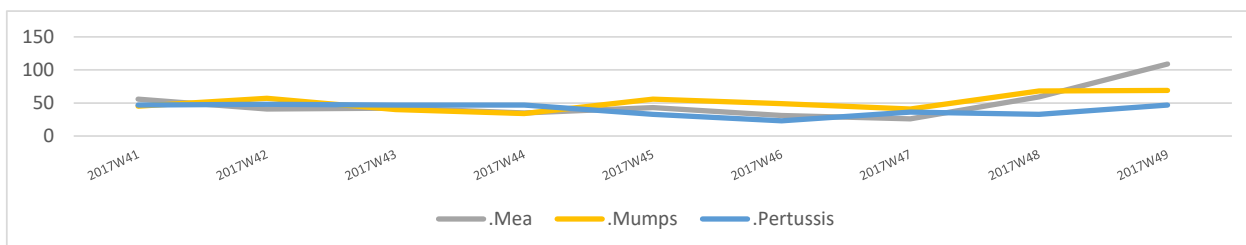
- The number of the reported STF cases was 654, as well as 889 new cases of AIS were reported .
- EWARN reported 12583 OAD cases, The number of OAD cases have not doubled this Epi week.
- Water borne diseases risk scale is being generated and followed on community level and on weekly basis in all EWARN coverage areas.
- EWARN informed partners & WASH team about the districts with high WBD levels.

Numbers of Vaccine Preventable Diseases (by cases)

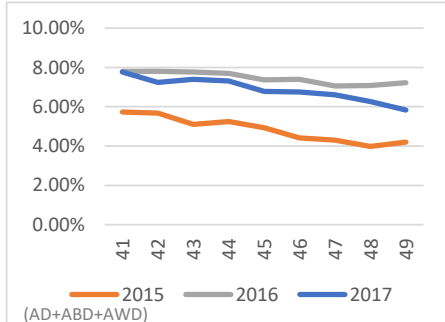
Vaccine Preventable Diseases details

In Epi-week 49/2017, 109 cases of suspected measles were reported.

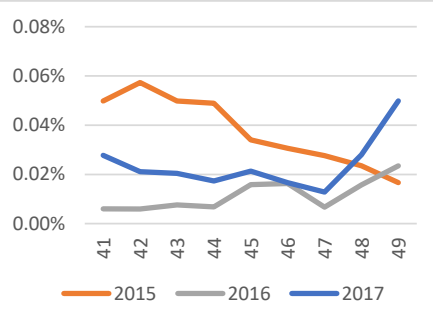
- 12 suspected measles cases were investigated in Epi week 49 : 8 in Idleb and 4 in Al Bab.
- EWARN labs reported 9 positive cases for Measles IgM out of 14 specimens: 8 in Idleb and 1 in Jebel Saman.
- In the Epi week 49/2017, 65 new cases of suspected measles were reported from Ar Raqqa governorate (Ar Raqqa district 64 , 1 Ath-Thawrah district 1), in addition to another 20 new cases were reported from Deir-ez- Zor (Abu Kamal 8, Al-Mayadin 1 and Deir-ez- Zor district 11).
- The reporting of new measles cases from different areas of Deir-ez- Zor ,Ar Raqqa and rural Aleppo is still ongoing.
- It was recommended to: isolate the cases, personal hygiene, providing vitamin A and explain to parents about the importance of the vaccine.
- Implementation of vaccination campaign against poliomyelitis OPV in Jarablus , Al Bab and northern of Homs in between 23rd – 26th of December. The total number of vaccinated children was 127,547 with coverage 135%.
- The numbers of the reported suspected Pertussis cases was 47 , the highest number reported from Qamishli district (8 cases).
- The numbers of the reported suspected Mumps cases was 69, the highest number reported from Jebel Saman district (22 cases in each of them).



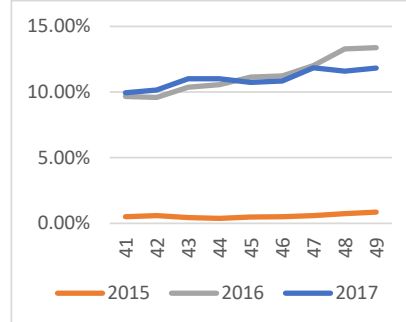
Prop. Morb. of Diarrheal Diseases



Prop. Morb. of Measles



Prop. Morb. of ILI



Case Numbers By Governorate and Age

Gov. & Age	OAD	ABD	AWD	STF	AJS	ILI	SARI	AFP	Mea	Men	UCE	UCD	Leish	Others	Total	
Aleppo	<5	1154	6	0	8	40	2873	19	2	7	3	0	0	29	11402	15543
	≥5	812	8	0	43	94	3058	7	1	2	2	0	1	120	27394	31542
Idleb	<5	1739	5	0	22	75	3232	69	0	10	7	0	0	179	22718	28056
	≥5	1440	4	0	144	97	3289	36	2	3	7	1	0	451	46676	52150
Hama	<5	167	0	0	0	1	752	0	0	0	0	0	0	19	842	1781
	≥5	204	0	0	3	3	739	0	0	0	0	0	0	45	2963	3957
Ar-raqqqa	<5	626	7	0	36	155	828	20	0	45	3	0	0	71	4220	6011
	≥5	324	23	0	49	99	434	12	0	20	4	0	0	103	4907	5975
Deir-ez-Zor	<5	914	39	0	27	55	1221	48	0	15	6	0	0	94	3237	5656
	≥5	395	19	0	174	48	959	4	1	5	0	0	0	121	3360	5086
Al-Hasakeh	<5	1341	30	0	14	61	2330	60	0	0	20	0	0	53	1763	5672
	≥5	809	24	0	37	89	1334	42	1	0	14	0	1	60	1369	3780
Homs	<5	429	0	0	0	13	832	3	0	0	0	0	0	0	3202	4479
	≥5	259	0	0	4	16	810	0	0	0	0	0	0	0	4441	5530
R. Damascus	<5	171	0	0	2	0	309	1	0	0	0	0	0	0	2002	2485
	≥5	103	0	0	27	5	178	0	0	0	0	0	0	0	5220	5533
Damascus	<5	9	0	0	0	0	1	0	0	0	0	0	0	0	82	92
	≥5	8	0	0	2	2	34	0	0	0	0	0	0	0	334	380
Dar'a	<5	697	2	0	0	18	926	18	0	1	2	0	0	3	10631	12298
	≥5	462	4	0	60	18	845	14	1	1	1	0	0	9	14628	16043

Quneitra	<5	341	1	0	1	0	500	1	0	0	0	0	0	0	2766	3610
	≥5	179	0	0	1	0	393	2	0	0	0	0	0	0	2427	3002
Total		12583	172	0	654	889	25877	356	8	109	69	1	2	1357	176584	218661

Alerts' Numbers by District

District	ABD	AWD	AJS	STF	SARI	Leish	Men	Mea	AFP	Total
Abu Kamal	0	0	2	3	4	0	0	5	0	14
Afrin	0	0	1	0	0	0	0	0	0	1
Ain Al Arab	0	0	0	0	0	0	0	0	0	0
Al Bab	0	0	2	0	0	0	0	0	0	2
Al Ma'ra	0	0	0	1	0	1	0	1	0	3
Al Mayadin	1	0	1	2	0	0	0	1	0	5
Al-Hasakeh	0	0	0	0	0	0	0	0	1	1
Al-Malikeyyeh	0	0	2	0	0	0	0	0	0	2
Ariha	0	0	0	0	2	0	0	1	0	3
Ar-Raqqa	2	0	9	5	1	1	0	9	0	27
Ar-Rastan	0	0	1	0	0	0	0	0	0	1
As-Salamiyeh	0	0	0	0	0	0	0	0	0	0
As-Sanamayn	0	0	0	0	0	0	0	0	0	0
As-Suqaylabiyah	0	0	0	0	0	0	0	0	0	0
Ath-Thawrah	0	0	2	0	0	0	0	1	0	3
A'zaz	0	0	3	0	0	0	0	3	0	6
Damascus	0	0	0	0	0	0	0	0	0	0
Dar'a	0	0	2	3	1	0	0	2	1	9
Deir-ez-Zor	4	0	4	7	0	0	0	7	1	23
Duma	0	0	0	0	0	0	0	0	0	0
Hama	0	0	0	0	0	0	0	0	0	0
Harim	0	0	3	5	0	0	0	4	1	13
Homs	0	0	1	0	0	0	0	0	0	1
Idleb	0	0	4	0	4	0	0	1	1	10
Izra'	0	0	1	0	1	0	0	0	0	2
Jarablus	0	0	2	0	0	0	0	0	1	3
Jisr-Ash-Shugur	0	0	1	4	0	0	0	0	0	5
Menbij	0	0	2	0	0	0	0	2	2	6
Muhradah	0	0	0	0	0	0	0	0	0	0
Quamishli	0	0	2	0	0	0	0	0	0	2
Quneitra	0	0	0	0	0	0	0	0	0	0
Ras Al Ain	0	0	0	0	0	0	0	0	0	0
Rural Damascus	0	0	0	1	0	0	0	0	0	1
Tell Abiad	0	0	3	0	0	0	0	0	0	3
As-Safira	0	0	0	0	0	0	0	1	0	1
Jebel Saman	0	0	0	2	0	1	0	0	0	3
Al Fiq	0	0	0	0	0	0	0	0	0	0
Grand Total	7	0	48	33	13	3	0	38	8	150

Ps: The colored cells represent the highest alerts for each surveyed syndrome on district level

Lab Activities Epi Week 49

Syndrome	No. of Sampels	No. of positive samples	Positive sample distribution (District)
Measles IgM	9	9	8 idleb, 1 Jabal'Saman
Rubella IgM			All suspected samples for Rubella were negative for Rubella igM
Salmonella IgM	7	4	4 Harem
HAV IgM	10	9	6 Idleb, 3 Harem

Abbreviations

ABD	Acute Bloody Diarrhea	Mea	suspected Measles
OAD	Other Acute Diarrhea	Men	suspected Meningitis
AFP	Acute Flaccid Paralysis	Prop.Morb.	Proportional Morbidity
AJS	Acute Jaundice Syndrome	SARI	Severe Acute Respiratory Illness
AWD	Acute Watery Diarrhea	UCE	Unexplained Cluster Of Health Events
ILI	Influenza-like Illness	UCD	Unexplained Death
WASH	Water Sanitation Hygiene	WBD	Water Borne Diseases
VPD	Vaccine Preventable Diseases	ARI	Acute Respiratory Illness