

### Highlights

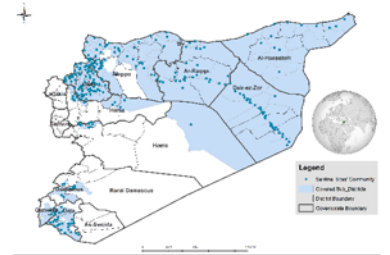
- 13<sup>th</sup> ERC was held on 26<sup>th</sup> January to classify 6 AFP cases, 5 cases are classified as discarded and 1 as compatible.
- During Epi Week 5, (515/538) 96% of the health facilities across 10 Governorates provided surveillance data for all EWARN Syndroms this week  
91% of reporting sites submitted the weekly reports on time.  
[For more details regarding EWARN coverage please click here.](#)

- The consultations reported this week were 238742 (including 40% children under the age of five) compared to 231286 consultations in previous week.

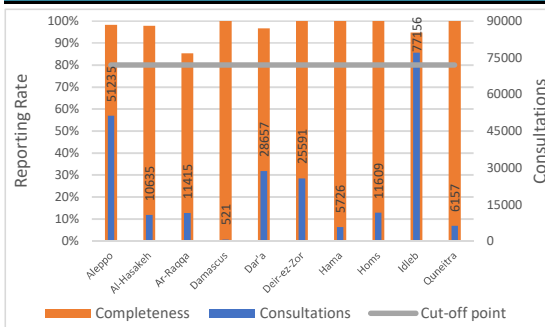
- 12 AFP (Acute Flaccid Paralysis) cases were reported 5 Deir-ez-zor - 4 Ar-raqqa - 1 Idleb - 1 Aleppo - 1 Dar'a  
[For more details click here.](#)

EWARN lab reported: 27 positive cases for Measles IgM (Harim 3, Idleb 4, Jisr-Ash-Shugur 3, Al Hasakeh 2, Tell Abiad 15), and 10 positive cases for HAV IgM (Idleb).

- The number of SARI cases was 592, with highest number of alerts in Ar Raqqa and Deir Ez zor districts (10 alerts).
- The number of OAD cases have not doubled
- The highest syndromes reported were respectively: ILI (31499), OAD (11998) and AJS (1050).
- Al-Hasakeh governorate recorded the highest proportional morbidity for OAD (20.8%), ILI (38%) and SARI (1.2%).
- Deir Ez Zor governorate recorded the highest proportional morbidity for ABD (0.6%), STF (1.6%) and Leishmaniasis (3.7%).
- Ar Raqqa governorate recorded the highest proportional morbidity for AJS (2.7%) and Measles (1.9%).

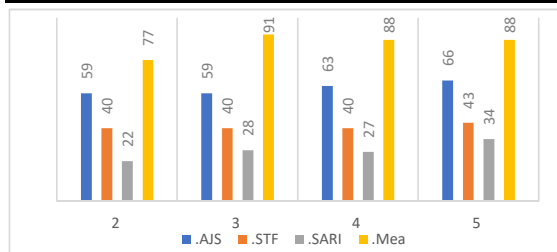


### Reporting Rate and Consultations

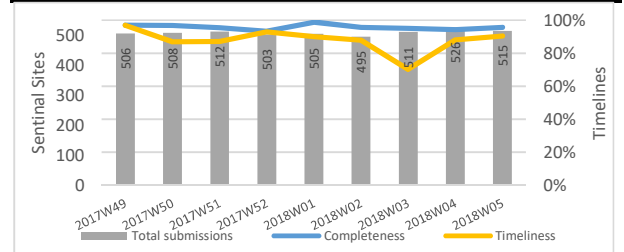


Governorate	Reporting Sites	No. Sentinal Sites	Completeness
Aleppo	114	116	98%
Al-Hasakeh	91	93	98%
Ar-Raqqa	70	82	85%
Damascus	1	1	100%
Dar'a	30	31	97%
Deir-ez-Zor	49	49	100%
Hama	8	8	100%
Homs	12	12	100%
Idleb	109	115	95%
Quneitra	11	11	100%
Rural Damascus	20	20	100%
<b>Total</b>	<b>515</b>	<b>538</b>	<b>96%</b>

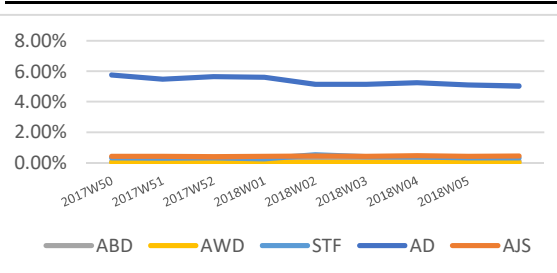
### Numbers of Top 4 Alerts



### Reporting Rate and Timeliness



### Prop. Morb. of Water Borne Diseases



### Water Borne Diseases details

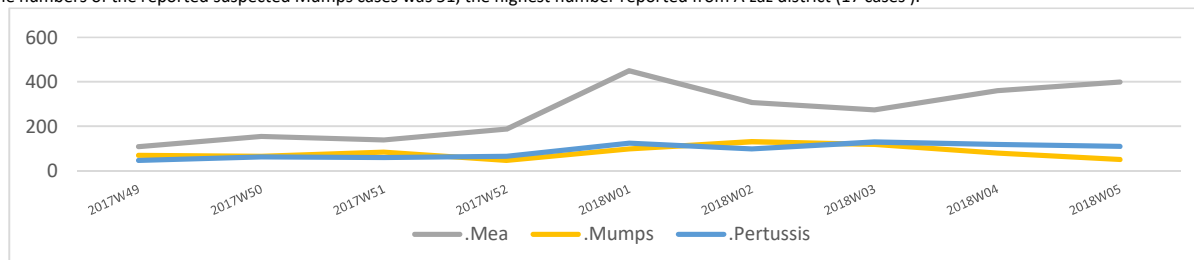
- The number of the reported STF cases was 742, as well as 1050 new cases of AJS were reported.
- EWARN reported 11998 OAD cases, The number of OAD cases have not doubled
- Water borne diseases risk scale is being generated and followed on community level and on monthly basis in all EWARN coverage areas.
- EWARN informed partners & WASH team about the districts with high WBD levels.

### Numbers of Vaccine Preventable Diseases (by cases)

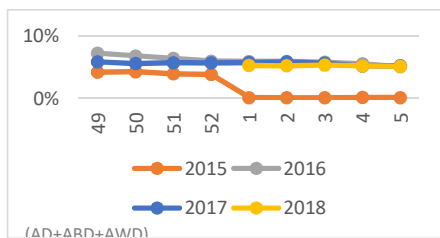
### Vaccine Preventable Diseases details

In Epi-week 5 /2018, 399 cases of suspected measles were reported.

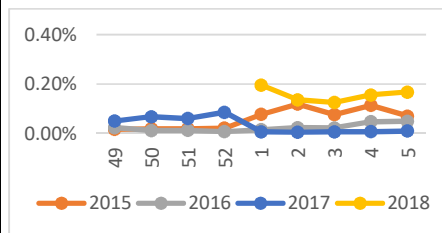
- 17 suspected measles cases were investigated in Epi week 5 : Aleppo rural 12, Idleb rural 4 and Tell Abiad 1.
- EWARN labs reported 27 positive cases for Measles IgM out of 31 specimens: Harim 3, Idleb 4, Jisr-Ash-Shugur 3, Al Hasakeh 2 and Tell Abiad 15.
- In the Epi week 5/2018, 220 new cases of suspected measles were reported from Ar Raqqa governorate (Ar Raqqa district 199 ,Tell Abiad 20, Ath-Thawrah 1), in addition to another 122 new cases were reported from Deir-ez- Zor (Al Mayadin 6 and Deir-ez- Zor district 116).
- The reporting of new measles cases from different areas of Deir-ez- Zor ,Ar Raqqa and rural Idleb is still ongoing.
- It was recommended to: isolate the cases, personal hygiene, providing vitamin A and explain to parents about the importance of the vaccine.
- The numbers of the reported suspected Pertussis cases was 110 , the highest number reported from Deir ez zor district (44 cases).
- The numbers of the reported suspected Mumps cases was 51, the highest number reported from A'zaz district (17 cases ).



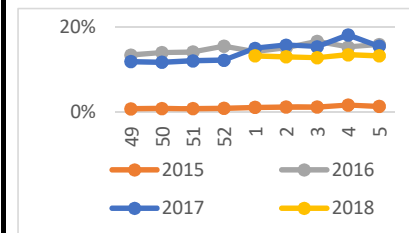
### Prop. Morb. of Diarrheal Diseases



### Prop. Morb. of Measles



### Prop. Morb. of ILI



### Case Numbers By Governorate and Age

Gov. & Age	OAD	ABD	AWD	STF	AJS	ILI	SARI	AFP	Mea	Men	UCE	UCD	Leish	Others	Total	
Aleppo	<5	1141	8	0	5	46	3845	37	1	6	5	0	0	72	12431	17597
	≥5	798	6	0	23	58	3685	5	0	10	0	0	0	155	28898	33638
Idleb	<5	1389	1	0	30	53	2899	58	0	19	16	0	0	84	21699	26248
	≥5	1299	3	0	147	116	2954	58	1	12	13	0	0	279	46026	50908
Hama	<5	205	1	0	0	0	725	0	0	0	0	0	0	42	820	1793
	≥5	230	2	0	4	1	603	0	0	0	0	0	0	73	3020	3933
Ar-raqqqa	<5	467	5	0	7	165	858	71	2	126	6	1	0	75	3694	5477
	≥5	285	6	0	19	139	641	54	2	94	4	1	0	81	4612	5938
Deir-ez-Zor	<5	857	62	0	91	79	3235	53	2	51	7	0	0	347	6963	11747
	≥5	827	101	0	322	139	3587	90	3	71	0	0	0	610	8094	13844
Al-Hasakeh	<5	1394	29	0	13	83	2437	78	0	3	4	0	0	59	2194	6294
	≥5	817	16	0	35	114	1600	50	0	1	9	0	0	62	1637	4341
Homs	<5	418	0	0	0	4	839	0	0	0	0	0	0	0	3838	5099
	≥5	317	0	0	0	8	824	0	0	0	0	0	0	0	5361	6510
R. Damascus	<5	158	0	0	1	4	439	4	0	4	1	0	0	0	2386	2997
	≥5	84	0	0	10	14	269	0	0	0	0	0	0	2	6664	7043
Damascus	<5	4	0	0	0	0	1	0	0	0	0	0	0	0	87	92
	≥5	5	0	0	1	0	15	0	0	0	0	0	0	0	408	429
Dar'a	<5	621	0	0	4	8	744	19	1	2	0	0	0	2	11048	12449
	≥5	357	3	0	30	18	866	12	0	0	1	0	0	4	14917	16208
Quneitra	<5	230	0	0	0	1	172	1	0	0	0	0	0	0	2677	3081
	≥5	95	0	0	0	0	261	2	0	0	1	0	0	0	2717	3076
<b>Total</b>		<b>11998</b>	<b>243</b>	<b>0</b>	<b>742</b>	<b>1050</b>	<b>31499</b>	<b>592</b>	<b>12</b>	<b>399</b>	<b>67</b>	<b>2</b>	<b>0</b>	<b>1947</b>	<b>190191</b>	<b>238742</b>

## Alerts' Numbers by District

District	ABD	AWD	AJS	STF	SARI	Leish	Men	Mea	AFP	Total
Abu Kamal	0	0	1	1	0	0	0	0	0	2
Afrin	0	0	0	0	0	0	0	2	0	2
Ain Al Arab	0	0	0	0	0	0	0	0	0	0
Al Bab	0	0	1	0	0	0	0	1	0	2
Al Ma'ra	0	0	2	0	0	0	1	1	0	4
Al Mayadin	0	0	1	0	1	0	0	4	2	8
Al-Hasakeh	0	0	0	0	0	0	0	0	0	0
Al-Malikeyyeh	0	0	4	0	0	0	0	0	0	4
Ariha	0	0	0	0	2	0	0	3	0	5
Ar-Raqqa	1	0	19	0	10	0	1	14	1	46
Ar-Rastan	0	0	0	0	0	0	0	0	0	0
As-Sanamayn	0	0	0	0	0	0	0	0	0	0
As-Suqaylabiyah	0	0	0	0	0	0	0	0	0	0
Ath-Thawrah	0	0	2	0	0	0	0	1	0	3
A'zaz	0	0	0	0	0	0	0	2	0	2
Damascus	0	0	0	0	0	0	0	0	0	0
Dar'a	0	0	1	3	2	0	0	1	1	8
Deir-ez-Zor	9	0	17	28	10	1	0	35	3	103
Duma	0	0	0	0	0	0	0	1	0	1
Harim	0	0	2	2	1	0	0	8	1	14
Homs	0	0	0	0	0	0	0	0	0	0
Idleb	0	0	5	3	3	0	0	2	0	13
Izra'	0	0	0	0	0	0	0	1	0	1
Jarablus	0	0	1	0	1	0	0	0	0	2
Jisr-Ash-Shugur	0	0	1	3	1	0	0	2	0	7
Menbij	0	0	2	0	0	0	0	2	1	5
Muhradah	0	0	0	0	0	0	0	0	0	0
Quamishli	0	0	3	1	1	0	0	3	0	8
Quneitra	0	0	0	0	0	0	0	0	0	0
Ras Al Ain	0	0	0	0	0	0	0	0	0	0
Rural Damascus	0	0	0	1	0	0	0	1	0	2
Tell Abiad	0	0	2	1	1	0	0	2	3	9
Jebel Saman	0	0	2	0	1	0	0	2	0	5
Al Fiq	0	0	0	0	0	0	0	0	0	0
Grand Total	10	0	66	43	34	1	2	88	12	256

Ps: The colored cells represent the highest alerts for each surveyed syndrome on district level

## Lab Activities Epi Week 5

Syndrome	Pattern analysis	No. of Sampels	No. of positive samples	Positive sample distribution (District)
Measles	Measles IgM	42	37	3 Harim, 15 Tal'Abyad, 2 Al'Hasaka, 3 Idleb, 1 Ma'ara, 3 Jesr'Ashughour, 8 E'zaz, 2 Jarablus
Rubella	Rubella IgM	5	All suspected samples for Rubella IgM were negative	
Acute Jaundice Syndrom	HAV IgM	15	10	10 Idleb
	HEV IgM	5	All suspected samples for Rubella IgM were negative	

## Abbreviations

ABD	Acute Bloody Diarrhea	Mea	suspected Measles
OAD	Other Acute Diarrhea	Men	suspected Meningitis
AFP	Acute Flaccid Paralysis	Prop.Morb.	Proportional Morbidity
AJS	Acute Jaundice Syndrome	SARI	Severe Acute Respiratory Illness
AWD	Acute Watery Diarrhea	UCE	Unexplained Cluster Of Health Events
ILI	Influenza-like Illness	UCD	Unexplained Death
WASH	Water Sanitation Hygiene	WBD	Water Borne Diseases
VPD	Vaccine Preventable Diseases	ARI	Acute Respiratory Illness