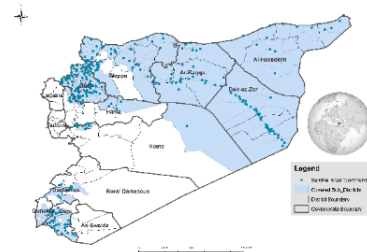
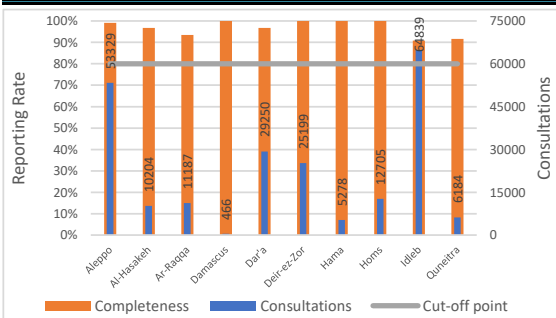


### Highlights

- 13th ERC was held on 26th January to classify 6 AFP cases, 5 cases are classified as discarded and 1 as compatible.
- During Epi Week 6, (500/521) 96% of the health facilities across 10 Governorates provided surveillance data for all EWARN Syndroms this week  
90% of reporting sites submitted the weekly reports on time.  
[For more details regarding EWARN coverage please click here.](#)
- The consultations reported this week were 226050 (including 40% children under the age of five) compared to 238742 consultations in previous week.
- 6 AFP (Acute Flaccid Paralysis) cases were reported 2 Idleb - 2 Deir-ez-zor - 1 Ar-raqqa - 1 Al-hasakeh  
[For more details click here.](#)
- EWARN lab reported: 11 positive cases for Measles IgM (Harim 4, Jisr-Ash-Shugur 1, Al Hasakeh 5, Tell Abiad 1), and 4 positive cases for HAV IgM (Idleb).
- The number of SARI cases was 624 with highest number of alerts in Ar Raqqa district (11 alerts).
- The number of OAD cases have not doubled
- The highest syndromes reported were respectively: ILI (29627) , OAD (12105) and AJS (996).
- Al-Hasakeh governorate recorded the highest proportional morbidity for OAD (20.5%) , ILI (39.4 %) and SARI (1.5%).
- Deir Ez Zor governorate recorded the highest proportional morbidity for ABD (0.6%) , STF (2.0%) and Leishmaniasis (4.3%).
- Ar Raqqa governorate recorded the highest proportional morbidity for AJS (2.3%) and Measles (2.9%).

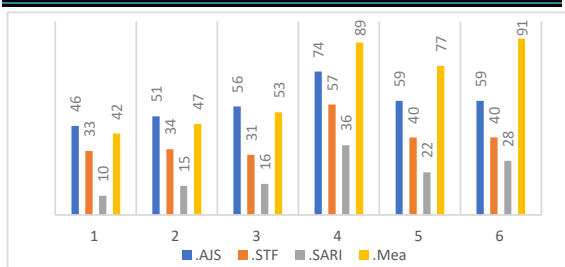


### Reporting Rate and Consultations

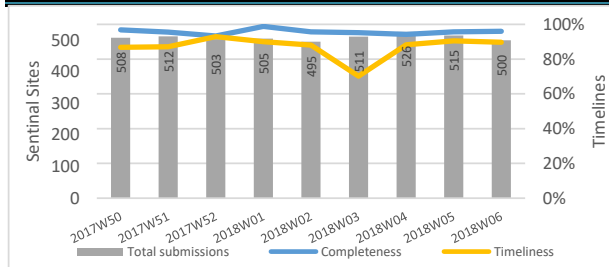


Governorate	Reporting Sites	No. Sentinel Sites	Completeness
Aleppo	110	111	99%
Al-Hasakeh	89	92	97%
Ar-Raqqa	72	77	94%
Damascus	1	1	100%
Dar'a	30	31	97%
Deir-ez-Zor	49	49	100%
Hama	8	8	100%
Homs	12	12	100%
Idleb	100	110	91%
Quneitra	11	12	92%
Rural Damascus	18	18	100%
<b>Total</b>	<b>500</b>	<b>521</b>	<b>96%</b>

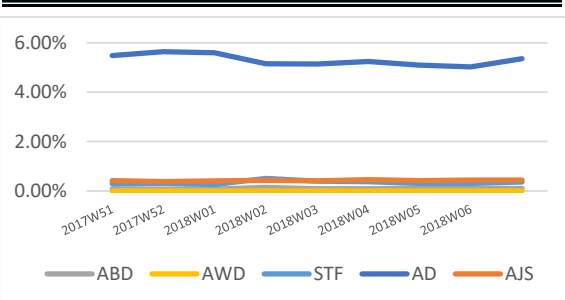
### Numbers of Top 4 Alerts



### Reporting Rate and Timeliness



### Prop. Morb. of Water Borne Diseases



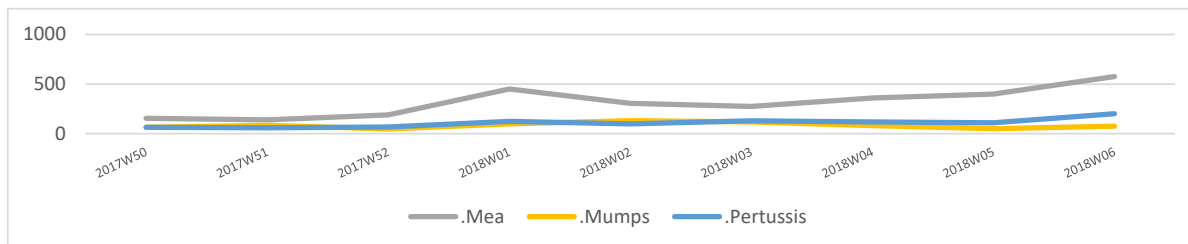
### Water Borne Diseases details

- The number of the reported STF cases was 808, as well as 996 new cases of AJS were reported .
- EWARN reported 12105 OAD cases, The number of OAD cases have not doubled.
- Water borne diseases risk scale is being generated and followed on community level and on monthly basis in all EWARN coverage areas.
- EWARN informed partners & WASH team about the districts with high WBD levels.

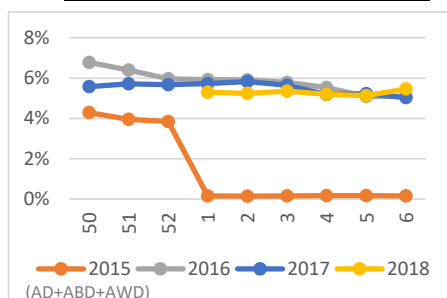
## Vaccine Preventable Diseases details

In Epi-week 6 /2018, 576 cases of suspected measles were reported.

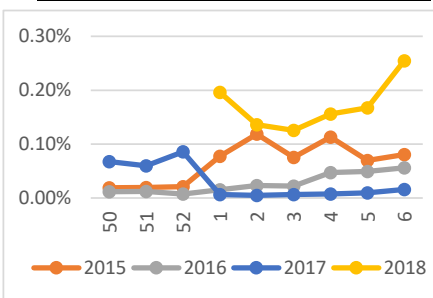
- 52 suspected measles cases were investigated in Epi week 6 : Aleppo rural 47, Idleb rural 3 and Al Hasakeh 2.
- EWARN labs reported 11 positive cases for Measles IgM out of 13 specimens: Harim 4, Jisr-Ash-Shugur 1, Al Hasakeh 5, Tell Abiad 1.
- In the Epi week 6/2018, 327 new cases of suspected measles were reported from Ar Raqqa governorate (Ar Raqqa district 298 ,Tell Abiad 25, Ath-Thawrah 4), in addition to another 144 new cases were reported from Deir-ez- Zor (Al Mayadin 4 and Deir-ez- Zor district 140).
- The reporting of new measles cases from different areas of Deir-ez- Zor ,Ar Raqqa and rural Aleppo is still ongoing.
- It was recommended to: isolate the cases, personal hygiene, providing vitamin A and explain to parents about the importance of the vaccine.
- The numbers of the reported suspected Pertussis cases was 201, the highest number reported from Deir ez zor district (85 cases).
- The numbers of the reported suspected Mumps cases was 77, the highest number reported from Jebel Saman district (28 cases).



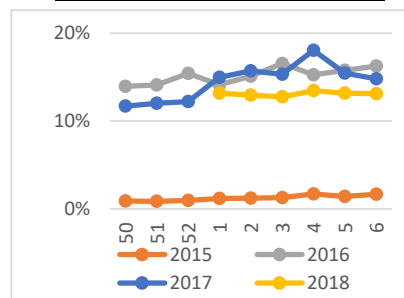
### Prop. Morb. of Diarrheal Diseases



### Prop. Morb. of Measles



### Prop. Morb. of ILI



## Case Numbers By Governorate and Age

Gov. & Age	OAD	ABD	AWD	STF	AJS	ILI	SARI	AFP	Mea	Men	UCE	UCD	Leish	Others	Total	
Aleppo	<5	1326	5	0	1	31	3888	45	0	43	6	0	0	44	12432	17821
	≥5	950	5	0	47	97	3689	10	0	28	0	0	0	172	30510	35508
Idleb	<5	1329	1	0	19	42	2227	78	2	19	6	0	0	77	18318	22118
	≥5	1132	1	0	101	77	1969	43	0	8	2	0	0	247	39141	42721
Hama	<5	208	0	0	0	0	563	0	0	1	0	0	0	17	713	1502
	≥5	172	0	0	0	3	582	0	0	0	0	0	0	50	2969	3776
Ar-raqqqa	<5	486	5	0	12	147	784	68	0	192	3	1	0	49	3361	5108
	≥5	385	6	0	24	111	636	60	1	135	4	1	0	94	4622	6079
Deir-ez-Zor	<5	838	74	0	108	107	2947	69	2	61	12	0	1	385	6470	11074
	≥5	980	80	0	397	119	3687	75	0	83	0	0	0	703	8001	14125
Al-Hasakeh	<5	1283	35	0	28	92	2475	102	0	3	11	0	2	55	2039	6125
	≥5	813	18	0	43	133	1546	48	1	0	8	0	0	63	1406	4079
Homs	<5	484	0	0	0	3	1058	0	0	0	0	0	0	0	3972	5517
	≥5	344	0	0	1	6	965	0	0	0	0	0	0	0	5872	7188
R. Damascus	<5	103	0	0	2	2	299	2	0	2	0	0	0	0	1591	2001
	≥5	72	1	0	7	5	206	0	0	0	0	0	0	7	5110	5408
Damascus	<5	11	0	0	0	0	0	0	0	0	0	0	0	0	91	102
	≥5	4	0	0	2	0	5	0	0	0	0	0	0	0	353	364
Dar'a	<5	540	0	0	0	5	798	20	0	1	1	0	0	1	11699	13065
	≥5	330	2	0	15	15	882	4	0	0	1	0	0	2	14934	16185
Quneitra	<5	215	0	0	1	1	171	0	0	0	0	0	0	0	2785	3173
	≥5	100	0	0	0	0	250	0	0	0	1	0	0	0	2660	3011
<b>Total</b>		<b>12105</b>	<b>233</b>	<b>0</b>	<b>808</b>	<b>996</b>	<b>29627</b>	<b>624</b>	<b>6</b>	<b>576</b>	<b>55</b>	<b>2</b>	<b>3</b>	<b>1966</b>	<b>179049</b>	<b>226050</b>

## Alerts' Numbers by District

District	ABD	AWD	AJS	STF	SARI	Leish	Men	Mea	AFP	Total
Abu Kamal	0	0	0	1	0	0	0	0	0	1
Afrin	0	0	1	0	0	0	0	2	0	3
Ain Al Arab	0	0	0	0	0	0	0	1	0	1
Al Bab	0	0	3	1	1	0	0	4	0	9
Al Ma'ra	0	0	0	0	0	0	0	0	0	0
Al Mayadin	0	0	1	0	0	0	0	3	1	5
Al-Hasakeh	0	0	0	0	0	0	0	0	1	1
Al-Malikeyyeh	0	0	8	0	0	0	0	2	0	10
Ariha	0	0	1	0	2	0	0	2	0	5
Ar-Raqqa	0	0	18	2	11	0	0	17	1	49
Ar-Rastan	0	0	0	0	0	0	0	0	0	0
As-Sanamayn	0	0	0	0	0	0	0	0	0	0
As-Suqaylabiyah	0	0	0	0	0	0	0	1	0	1
Ath-Thawrah	0	0	0	0	0	0	0	3	0	3
A'zaz	0	0	0	0	0	0	0	7	0	7
Damascus	0	0	0	0	0	0	0	0	0	0
Dar'a	0	0	0	0	1	0	0	0	0	1
Deir-ez-Zor	9	0	19	28	10	1	0	34	1	102
Duma	0	0	0	0	0	0	0	1	0	1
Harim	0	0	1	4	2	0	0	7	2	16
Homs	0	0	0	0	0	0	0	0	0	0
Idleb	0	0	2	1	3	0	0	2	0	8
Izra'	0	0	0	0	0	0	0	1	0	1
Jarablus	0	0	2	0	1	0	0	1	0	4
Jisr-Ash-Shugur	0	0	1	3	0	0	0	0	0	4
Menbij	0	0	2	0	0	0	0	0	0	2
Muhradah	0	0	0	0	0	0	0	0	0	0
Qamishli	0	0	4	1	2	0	0	0	0	7
Quneitra	0	0	0	0	0	0	0	0	0	0
Ras Al Ain	0	0	0	0	0	0	0	0	0	0
Rural Damascus	0	0	0	0	0	0	0	1	0	1
Tell Abiad	0	0	3	0	1	0	0	4	0	8
Jebel Saman	0	0	0	2	1	0	0	1	0	4
Al Fiq	0	0	0	0	0	0	0	0	0	0
Grand Total	9	0	66	43	35	1	0	94	6	254

Ps: The colored cells represent the highest alerts for each surveyed syndrome on district level

## Lab Activities Epi Week 6

Syndrome	Pattern analysis	No. of Sampels	No. of positive samples	Positive sample distribution (District)
Measles	Measles IgM	13	11	3 Harim, 1 Tal'Abyad, 5 Al'Hasaka, 1 Idleb, 1 Jeser'Ashghour
Rubella	Rubella IgM	2	All suspected samples for Rubella IgM were negative	
Acute Jaundice Syndrom	HAV IgM	4	4	4 Idleb

### Abbreviations

ABD	Acute Bloody Diarrhea	Mea	suspected Measles
OAD	Other Acute Diarrhea	Men	suspected Meningitis
AFP	Acute Flaccid Paralysis	Prop.Morb.	Proportional Morbidity
AJS	Acute Jaundice Syndrome	SARI	Severe Acute Respiratory Illness
AWD	Acute Watery Diarrhea	UCE	Unexplained Cluster Of Health Events
ILI	Influenza-like Illness	UCD	Unexplained Death
WASH	Water Sanitation Hygiene	WBD	Water Borne Diseases
VPD	Vaccine Preventable Diseases	ARI	Acute Respiratory Illness