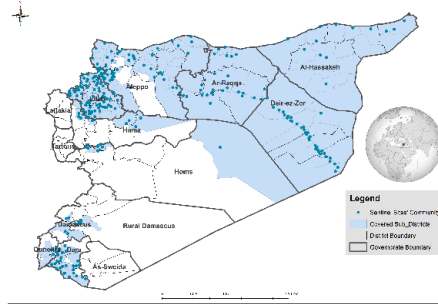
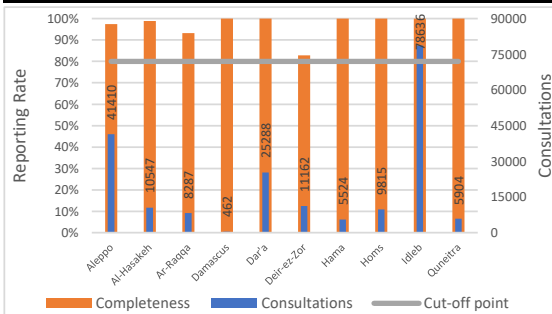


### Highlights

- During Epi Week 47, (487/503) 97% of the health facilities across 10 Governorates provided surveillance data for all EWARN Syndroms this week 93% of reporting sites submitted the weekly reports on time.  
[For more details regarding EWARN coverage please click here.](#)
- The consultations reported this week were 202843 (including 40% children under the age of five) compared to 186820 consultations in previous week.
- 2 AFP (Acute Flaccid Paralysis) cases were reported 2 Aleppo - 2 Deir-ez-zor  
[For more details click here.](#)
- EWARN lab reported: 2 positive cases for Measles IgM (Harim) and 5 positive cases for HAV IgM (Jebel Saman).
- The number of SARI cases was 291, with highest number of alerts in Idlib district (4 alerts).
- The number of OAD cases doubled in : Damascus
- The highest syndromes reported were respectively: ILI (24034), OAD (13210) and STF (713).
- Al-Hasakeh governorate recorded the highest proportional morbidity for OAD (26.2%), ILI (33.3%) and SARI (0.9%).

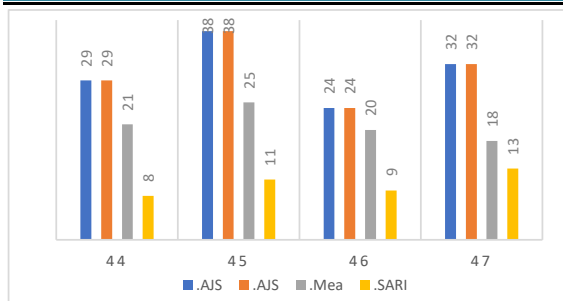


### Reporting Rate and Consultations

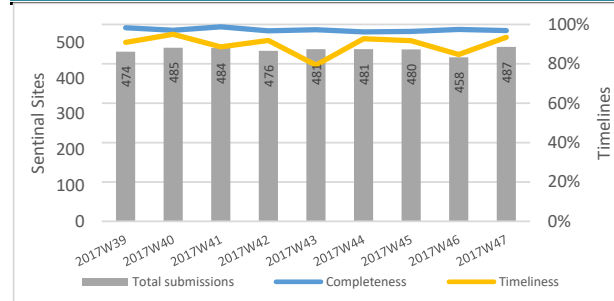


Governorate	Reporting Sites	No. Sentinal Sites	Completeness
Aleppo	116	119	97%
Al-Hasakeh	87	88	99%
Ar-Raqqa	55	59	93%
Damascus	1	1	100%
Dar'a	31	31	100%
Deir-ez-Zor	24	29	83%
Hama	9	9	100%
Homs	11	11	100%
Idlib	127	127	100%
Quneitra	11	11	100%
Rural Damascus	15	18	83%
<b>Total</b>	<b>487</b>	<b>503</b>	<b>97%</b>

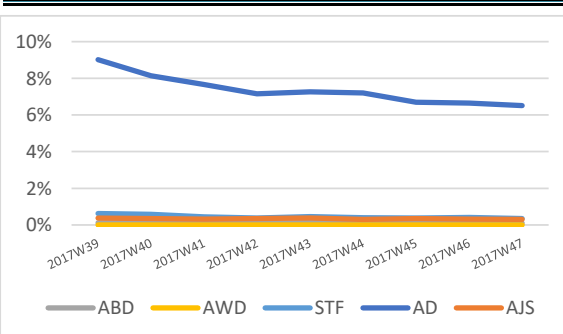
### Numbers of Top 4 Alerts



### Reporting Rate and Timeliness



### Prop. Morb. of Water Borne Diseases



### Water Borne Diseases details

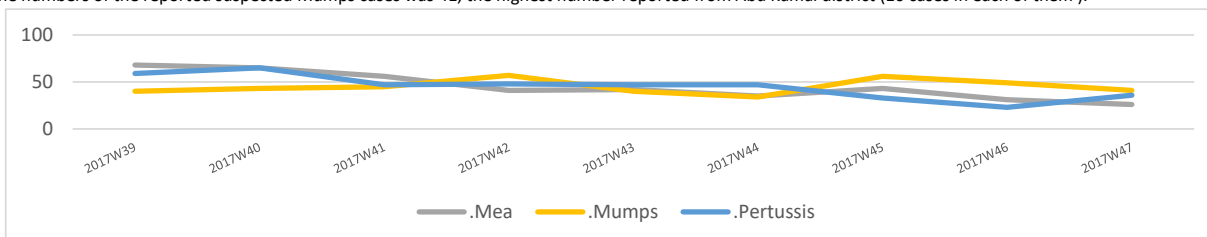
- The number of the reported STF cases was 713, as well as 623 new cases of AJS were reported.
- EWARN reported 13210 OAD cases, the number of OAD cases doubled only in : Damascus
- A training for 160 field level officers was conducted in all coverage areas in coordination with health directorates in-between 20th – 26th November, the main topics are : Cholera case definition review, case management , sampling , surveillance and reporting mechanism, in addition to CTC and CTU establishment stimulation.
- Water borne diseases risk scale is being generated and followed on community level and on weekly basis in all EWARN coverage areas.
- EWARN informed partners & WASH team about the districts with high WBD levels.

### Numbers of Vaccine Preventable Diseases (by cases)

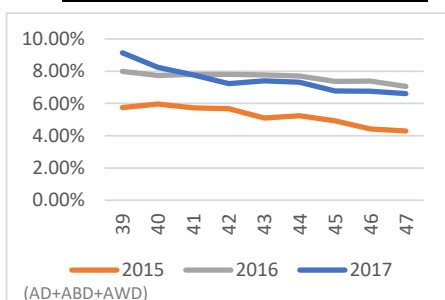
In Epi-week 47/2017, 26 cases of suspected measles were reported.

- 3 suspected measles cases were investigated in Epi week 47 : 2 in A'zaz and 1 in Al Hasakeh.
- EWARN labs reported 2 positive cases for Measles IgM from Harim out of 5 investigated suspected cases.
- In the Epi week 47/2017, 11 new cases of suspected measles were reported from Deir Ez zor as follows : (Abu Kamal 4, Al-Mayadin 1, Deir Ez zor district 6).
- The reporting of new measles cases from different areas of Deir-ez- Zor and rural Aleppo is still ongoing.
- It was recommended to: isolate the cases, personal hygiene, providing vitamin A and explain to parents about the importance of the vaccine.
- Follow up the Adverse events following (AEFI) immunization during the OPV vaccination campaign against poliomyelitis in northern of Homs, no AEFI cases were reported. It is worth to mention that this campaign was implemented between 15th – 18th November, the total number of vaccinated children was 36.422 with 108% coverage.
- The numbers of the reported suspected Pertussis cases was 36 , the highest number reported from Qamishli district (7 cases).
- The numbers of the reported suspected Mumps cases was 41, the highest number reported from Abu Kamal district (10 cases in each of them ).

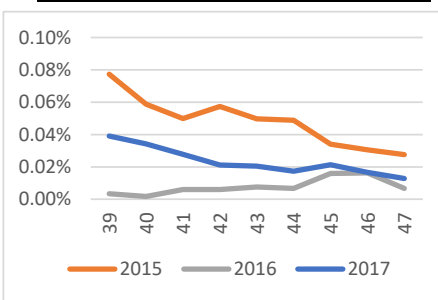
### Vaccine Preventable Diseases details



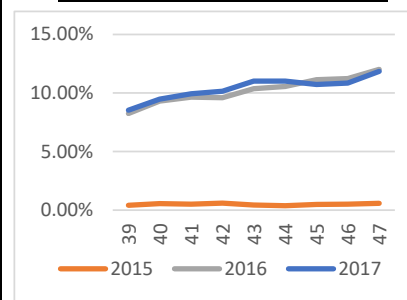
### Prop. Morb. of Diarrheal Diseases



### Prop. Morb. of Measles



### Prop. Morb. of ILI



### Case Numbers By Governorate and Age

Gov. & Age	OAD	ABD	AWD	STF	AJS	ILI	SARI	AFP	Mea	Men	UCE	UCD	Leish	Others	Total	
Aleppo	<5	1137	4	0	8	54	2772	7	1	5	4	0	0	39	10439	14470
	≥5	743	5	0	44	58	2691	6	0	1	0	0	0	143	23249	26940
Idleb	<5	2094	14	0	27	75	3161	55	0	5	10	0	0	157	20826	26424
	≥5	1606	2	0	189	84	3367	45	0	1	8	0	0	426	46484	52212
Hama	<5	209	0	0	0	1	737	0	0	0	0	0	0	42	845	1834
	≥5	148	0	0	4	2	646	0	0	0	0	0	0	36	2854	3690
Ar-raqqqa	<5	385	6	0	17	51	210	5	0	0	3	0	0	23	2852	3552
	≥5	326	6	0	29	48	256	7	0	0	1	0	0	44	4018	4735
Deir-ez-Zor	<5	1058	49	0	42	44	1150	45	1	8	8	0	0	105	3441	5951
	≥5	429	25	0	220	59	925	3	0	3	0	0	0	130	3417	5211
Al-Hasakeh	<5	1691	51	0	12	47	2112	52	0	0	8	0	0	33	2239	6245
	≥5	1073	30	0	31	69	1400	38	0	0	15	0	1	66	1579	4302
Homs	<5	324	0	0	0	2	931	0	0	0	0	0	0	0	3564	4821
	≥5	250	0	0	4	8	673	0	0	0	0	0	0	0	4059	4994
R. Damascus	<5	171	0	0	1	0	339	0	0	0	1	6	2	0	1272	1792
	≥5	75	2	0	25	3	140	0	0	2	0	25	1	0	3743	4016
Damascus	<5	10	0	0	0	0	0	0	0	1	0	0	0	0	64	75
	≥5	3	0	0	2	0	9	0	0	0	0	0	0	0	373	387
Dar'a	<5	628	4	0	2	4	949	11	0	0	2	0	0	2	10218	11820
	≥5	389	4	0	51	13	754	14	0	0	1	0	0	8	12234	13468
Quneitra	<5	297	1	0	1	0	473	0	0	0	0	0	0	0	2438	3210
	≥5	164	1	0	4	1	339	3	0	0	0	0	0	0	2182	2694
<b>Total</b>		<b>13210</b>	<b>204</b>	<b>0</b>	<b>713</b>	<b>623</b>	<b>24034</b>	<b>291</b>	<b>2</b>	<b>26</b>	<b>61</b>	<b>31</b>	<b>4</b>	<b>1254</b>	<b>162390</b>	<b>202843</b>

## Alerts' Numbers by District

District	ABD	AWD	AJS	STF	SARI	Leish	Men	Mea	AFP	Total
Abu Kamal	1	0	4	4	3	0	0	2	1	15
Afrin	0	0	0	0	0	0	0	0	0	0
Ain Al Arab	0	0	0	0	0	0	0	0	0	0
Al Bab	0	0	2	0	0	0	0	1	0	3
Al Ma'ra	0	0	1	2	0	1	0	1	0	5
Al Mayadin	1	0	1	2	0	0	0	1	0	5
Al-Hasakeh	0	0	0	0	0	0	0	0	0	0
Al-Malikeyyeh	0	0	1	0	0	0	0	0	0	1
Ariha	0	0	0	0	3	0	0	0	0	3
Ar-Raqqa	0	0	1	0	0	0	0	0	0	1
Ar-Rastan	0	0	0	0	0	0	0	0	0	0
As-Salamiyeh	0	0	0	0	0	0	0	0	0	0
As-Sanamayn	0	0	0	0	0	0	0	0	0	0
As-Suqaylabiyah	0	0	0	0	0	0	0	0	0	0
Ath-Thawrah	0	0	3	0	0	0	0	0	0	3
A'zaz	0	0	2	0	0	0	0	3	0	5
Damascus	0	0	0	0	0	0	0	1	0	1
Dar'a	0	0	1	3	1	0	0	0	0	5
Deir-ez-Zor	4	0	6	9	0	0	0	4	0	23
Duma	0	0	0	0	0	0	0	1	0	1
Harim	0	0	1	3	1	0	0	1	0	6
Homs	0	0	0	0	0	0	0	0	0	0
Idleb	0	0	3	1	4	0	0	0	0	8
Izra'	0	0	0	0	0	0	0	0	0	0
Jarablus	0	0	2	1	0	0	0	0	0	3
Jisr-Ash-Shugur	0	0	1	3	1	0	0	1	0	6
Menbij	0	0	1	0	0	0	0	1	1	3
Muhradah	0	0	0	0	0	0	0	0	0	0
Quamishli	0	0	0	0	0	0	0	0	0	0
Quneitra	0	0	0	0	0	0	0	0	0	0
Ras Al Ain	0	0	0	0	0	0	0	0	0	0
Rural Damascus	0	0	0	2	0	0	0	0	0	2
Tell Abiad	0	0	1	1	0	0	0	0	0	2
As-Safira	0	0	0	0	0	0	0	0	0	0
Jebel Saman	0	0	1	1	0	1	0	1	0	4
Al Fiq	0	0	0	0	0	0	0	0	0	0
Grand Total	6	0	32	32	13	2	0	18	2	105

Ps: The colored cells represent the highest alerts for each surveyed syndrome on district level

## Lab Activities Epi Week 47

Syndrome	No. of Sampels	No. of positive samples	Positive sample distribution (District)
Measles IgM	5	2	2 Harim
Rubella IgM	3		all suspected samples for Rubella were negative for Rubella igM
HAV IgM	8	5	2 Jebel Saman

### Abbreviations

ABD	Acute Bloody Diarrhea	Mea	suspected Measles
OAD	Other Acute Diarrhea	Men	suspected Meningitis
AFP	Acute Flaccid Paralysis	Prop.Morb.	Proportional Morbidity
AJS	Acute Jaundice Syndrome	SARI	Severe Acute Respiratory Illness
AWD	Acute Watery Diarrhea	UCE	Unexplained Cluster Of Health Events
ILI	Influenza-like Illness	UCD	Unexplained Death
WASH	Water Sanitation Hygiene	WBD	Water Borne Diseases
VPD	Vaccine Preventable Diseases	ARI	Acute Respiratory Illness