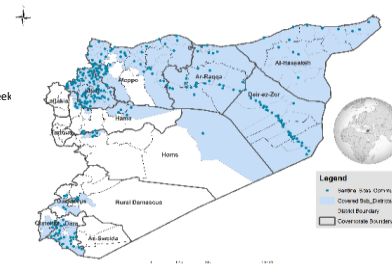
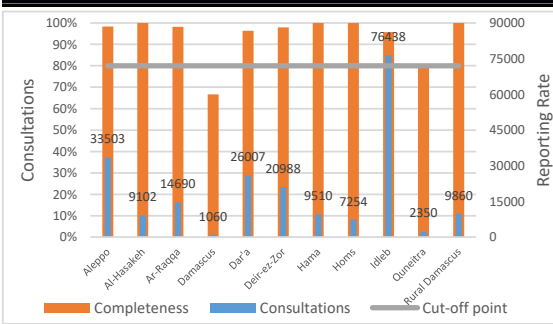


### Highlights

- During Epi Week 6, (493/506) 97% of the health facilities across 11 Governorates provided surveillance data for all EWARN Syndroms this week 84% of reporting sites submitted the weekly reports on time.  
[For more details regarding EWARN coverage please click here.](#)
- The consultations reported this week were 210759 (including 40% children under the age of five) compared to 210156 consultations in previous week.
- 5 AFP (Acute Flaccid Paralysis) cases were reported: 3 Deir-ez-zor - 1 Al-hasakeh - 1 R.Damascus  
[For more details click here.](#)
- EWARN lab reported eleven positive cases for Measles IgM: 2 A'zaz - 2 Al bab - 4 Harim - 2 Idleb - 1 Al-Hasakeh
- The raise in the number of SARI cases continued, 869 cases were reported this week.
- The highest number of SARI alerts documented in Ar Raqqa district (10).
- The number of OAD cases have not been doubled in any of the covered sub districts during this Epi week
- The highest syndromes reported were respectively: ILI (31252), OAD (10401) and STF (1129).
- Deir Ez-Zor governorate recorded the highest proportional morbidity of STF (3.3%) and AJS (1.7%).
- Al-Hasakeh governorate recorded the highest proportional morbidity of OAD (16.6%) and ILI (37%).

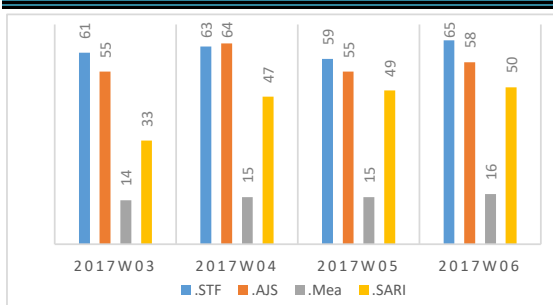


### Reporting Rate and Consultations

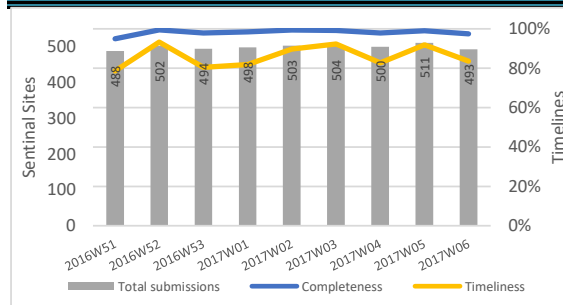


Governorate	Reporting Sites	No. Sentinal Sites	Completeness
Aleppo	118	120	98%
Al-Hasakeh	62	62	100%
Ar-Raqqa	57	58	98%
Damascus	2	3	67%
Dar'a	27	28	96%
Deir-ez-Zor	49	50	98%
Hama	15	15	100%
Homs	12	12	100%
Idleb	132	138	96%
Quneitra	4	5	80%
Rural Damascus	15	15	100%
<b>Total</b>	<b>493</b>	<b>506</b>	<b>97%</b>

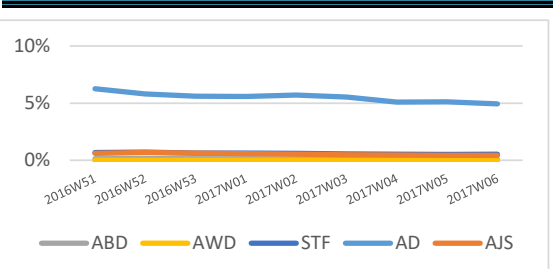
### Numbers of Top 4 Alerts



### Reporting Rate and Timeliness



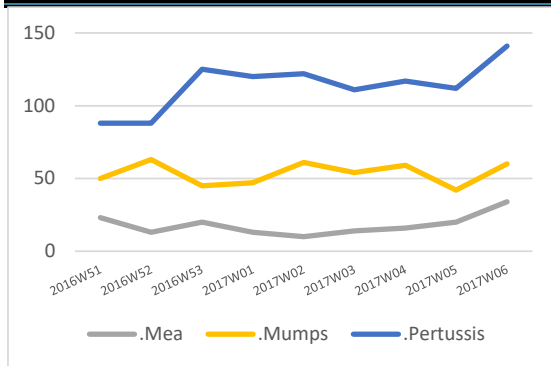
### Prop. Morb. of Water Borne Diseases



### Water Borne Diseases details

- EWARN informed partners & WASH team about the districts with high WBD levels.
- The number of the reported STF cases was 1129, lab investigation for 12 suspected cases of Typhoid fever with 5 positive results for IgM in Al Hasakeh, as well as 901 new cases of AJS were reported.
- EWARN reported 10401 OAD cases, The number of OAD cases have not been doubled in any of the covered sub districts during this Epi week

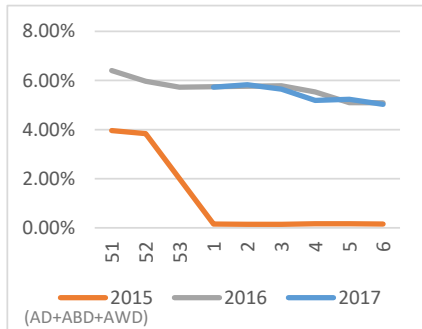
### Numbers of Vaccine Preventable Diseases (by cases)



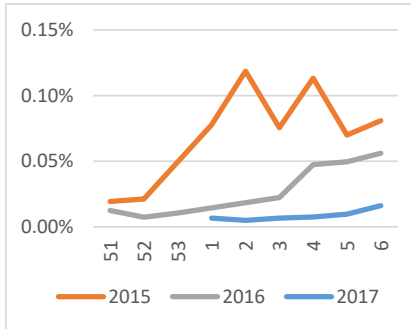
### Vaccine Preventable Diseases details

- The last measles case reported from Shamarikh camp (Azaz) was in 27 Jan. No more cases were reported after that . Among 13 cases investigated through the outbreak, there were 12 cases positive for measles IgM and 1 case epidemiologically linked to another confirmed case.
- There were 22-suspected measles cases reported from Rural Damascus in this week: 18 from Kafr Batna, 3 from Harasta and 1 from Doma. EWARN DLO investigated 8 cases, all results were negative for measles IgM in private lab. EWARN will follow the situation.
- EWARN DLOs investigated 14 suspected cases measles this week. Eleven of them were positive for Measles IgM: 4 from Harim, 2 from Azaz, 2 from Al-Bab, 2 from Idleb, and 1 from AL-Hasaka districts.
- One hundred and forty one suspected pertussis cases reported, the highest number reported from Abu Kamal (42 cases) and 30 from Ar-Raqqa and Al-Mayadin districts.
- Sixty suspected Mumps cases were reported, the highest number reported from Al-Hasakeh and Ar-Raqaa districts (10 cases in each of them).

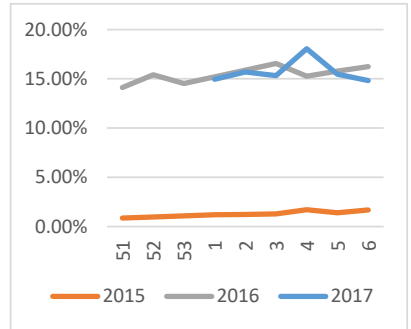
### Prop. Morb. of Diarrheal Diseases



### Prop. Morb. of Measles



### Prop. Morb. of ILI



### Case Numbers By Governorate and Age

Gov. & Age	OAD	ABD	AWD	STF	AJS	ILI	SARI	AFP	Mea	Men	UCE	UCD	Leish	Others	Total	
Aleppo	<5	1048	8	0	5	27	3457	20	0	3	0	0	66	7647	12281	
	≥5	678	8	0	25	60	3174	4	0	2	1	0	141	17129	21222	
Idleb	<5	1241	4	0	22	48	4037	145	0	2	5	0	147	22077	27728	
	≥5	1263	7	0	114	73	4241	65	0	0	3	0	387	42557	48710	
Hama	<5	149	0	0	4	1	552	5	0	0	0	0	28	2226	2965	
	≥5	178	0	0	13	4	601	1	0	0	0	0	49	5699	6545	
Ar-raqqa	<5	189	20	0	10	81	498	90	0	0	28	1	36	5706	6659	
	≥5	192	28	0	131	53	576	16	0	0	34	1	87	6913	8031	
Deir-ez-Zor	<5	1489	35	0	98	219	3243	168	3	2	19	0	133	5144	10553	
	≥5	816	23	0	590	146	2421	42	0	0	2	0	251	6144	10435	
Al-Hasakeh	<5	815	32	0	22	41	2006	118	0	0	14	1	64	2059	5172	
	≥5	695	27	0	35	64	1362	42	1	0	13	4	91	1593	3927	
Homs	<5	115	0	0	2	18	635	82	0	0	2	0	5	1993	2852	
	≥5	127	3	0	8	6	771	20	0	0	5	0	14	3448	4402	
R. Damascus	<5	57	0	0	0	1	610	1	0	16	1	0	0	2368	3054	
	≥5	45	0	0	18	8	553	1	1	6	1	0	0	6173	6806	
Damascus	<5	16	0	0	0	1	1	0	0	1	0	0	0	259	278	
	≥5	37	0	0	0	2	44	0	0	2	0	0	0	697	782	
Dar'a	<5	628	0	0	3	13	1163	31	0	0	1	0	0	10373	12212	
	≥5	472	2	0	29	33	1000	14	0	0	1	0	10	12234	13795	
Quneitra	<5	90	0	0	0	0	149	1	0	0	0	0	0	998	1238	
	≥5	61	0	0	0	2	158	3	0	0	0	0	0	888	1112	
<b>Total</b>		<b>10401</b>	<b>197</b>	<b>0</b>	<b>1129</b>	<b>901</b>	<b>31252</b>	<b>869</b>	<b>5</b>	<b>34</b>	<b>130</b>	<b>7</b>	<b>0</b>	<b>1509</b>	<b>164325</b>	<b>210759</b>

## Alerts' Numbers by District

District	ABD	AWD	AJS	STF	SARI	Leish	Men	Mea	AFP	Total
Abu Kamal	0	0	16	16	8	0	1	1	0	42
Afrin	0	0	0	0	0	0	0	0	0	0
Ain Al Arab	0	0	0	0	0	0	0	0	0	0
Al Bab	0	0	0	0	0	0	0	0	0	0
Al Ma'ra	0	0	0	0	3	1	0	0	0	4
Al Mayadin	0	0	13	15	6	0	1	1	3	39
Al-Hasakeh	0	0	0	0	0	0	0	0	1	1
Ariha	0	0	0	0	1	0	0	0	0	1
Ar-Raqqa	1	0	4	13	10	0	1	0	0	29
Ar-Rastan	0	0	1	0	3	0	0	0	0	4
As-Salamiyeh	0	0	0	0	0	0	0	0	0	0
As-Sanamayn	0	0	0	0	0	0	0	0	0	0
As-Suqaylabiyah	0	0	0	0	0	0	0	0	0	0
Ath-Thawrah	0	0	0	0	0	0	0	0	0	0
A'zaz	0	0	2	0	0	0	0	1	0	3
Damascus	0	0	0	0	0	0	0	1	0	1
Dar'a	0	0	1	1	1	0	0	0	0	3
Deir-ez-Zor	0	0	13	10	5	1	0	0	0	29
Duma	0	0	0	0	0	0	0	3	0	3
Hama	0	0	0	1	0	0	0	0	0	1
Harim	0	0	1	4	2	0	0	1	0	8
Homs	0	0	0	0	3	0	0	0	0	3
Idleb	0	0	2	1	2	0	0	1	0	6
Izra'	0	0	1	0	0	0	0	0	0	1
Jarablus	0	0	0	0	0	0	0	0	0	0
Jebel Saman (Aleppo)	0	0	0	0	0	0	0	0	0	0
Jisr-Ash-Shugur	0	0	0	1	0	0	0	0	0	1
Menbij	0	0	2	0	0	0	0	3	0	5
Muhradah	0	0	0	0	0	0	0	0	0	0
Qamishli	0	0	1	0	2	0	0	0	0	3
Quneitra	0	0	0	0	0	0	0	0	0	0
Ras Al Ain	0	0	0	1	2	0	0	0	0	3
Rural Damascus	0	0	1	0	0	0	0	4	1	6
Tadmor	0	0	0	0	0	0	0	0	0	0
Tell Abiad	0	0	0	2	2	0	0	0	0	4
As-Safira	0	0	0	0	0	0	0	0	0	0
Grand Total	1	0	58	65	50	2	3	16	5	200

Ps: The colored cells represent the highest alerts for each surveyed syndrome on district level

## Lab Activities Epi Week 6

Syndrome	No. of Sampels	No. of positive samples	Positive sample distribution (District)
Measles IgM	14	11	4 Harim - 2 A'zaz - 2 Al bab - 2 Idleb - 1 Al-Hasakeh
Salmonella Typhi IgM	12	5	5 Al-Hasakeh

### Abbreviations

ABD	Acute Bloody Diarrhea	Mea	suspected Measles
OAD	Other Acute Diarrhea	Men	suspected Meningitis
AFP	Acute Flaccid Paralysis	prop.Morb	Proportional Morbidity
AJS	Acute Jaundice Syndrome	SARI	Severe Acute Respiratory Illness
AWD	Acute Watery Diarrhea	UCE	Unexplained Cluster Of Health Events
ILI	Influenza-like Illness	UCD	Unexplained Death
WASH	Water Sanitation Hygine	WBD	Water Borne Diseases
VPD	Vaccine Preventable Diseases		