

Highlights

- During Epi Week 7, (514/522) 98% of the health facilities across 11 Governorates provided surveillance data for all EWARN Syndroms this week 88% of reporting sites submitted the weekly reports on time.

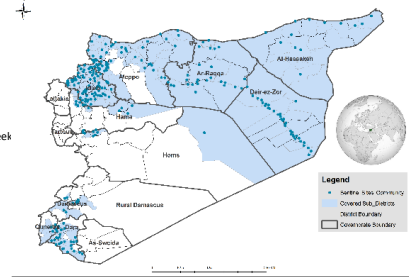
[For more details regarding EWARN coverage please click here.](#)

- The consultations reported this week were 212528 (including 40% children under the age of five) compared to 210762 consultations in previous week.

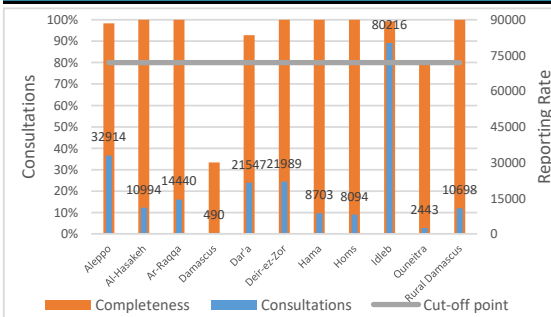
- 15 AFP (Acute Flaccid Paralysis) cases were reported (7 Al-Hasakeh - 4 Deir-ez-Zor - 2 Idleb - 1 Aleppo - 1 Ar-raqqa)

[For more details click here.](#)

- EWARN lab reported 11 positive cases for Measles IgM: 7 Al Bab a, 3 Menbij and 1 in Al Hasakeh.
- The raise in the number of SARI cases continued, 960 cases were reported this week.
- The highest number of SARI alerts documented in Ar Rastan (5) and Al Mayadin (5) .
- The number of OAD cases have not been doubled in any of the covered sub districts during this Epi week
- The highest syndromes reported were respectively: ILI (31090), OAD (10734) and STF (1237).
- Deir Ez-Zor governorate recorded the highest proportional morbidity of STF (3.5%) and AJS (1.5%).
- Al-Hasakeh governorate recorded the highest proportional morbidity of OAD (15.1%) and ILI (36.7%).

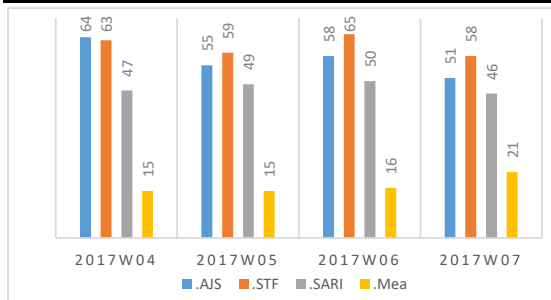


Reporting Rate and Consultations

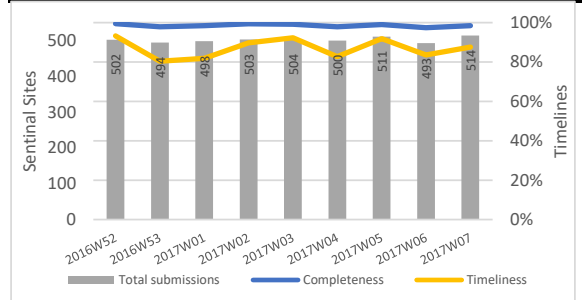


Governorate	Reporting Sites	No. Sentinal Sites	Completeness
Aleppo	117	119	98%
Al-Hasakeh	82	82	100%
Ar-Raqqa	58	58	100%
Damascus	1	3	33%
Dar'a	26	28	93%
Deir-ez-Zor	49	49	100%
Hama	15	15	100%
Homs	12	12	100%
Idleb	135	136	99%
Quneitra	4	5	80%
Rural Damascus	15	15	100%
Total	514	522	98%

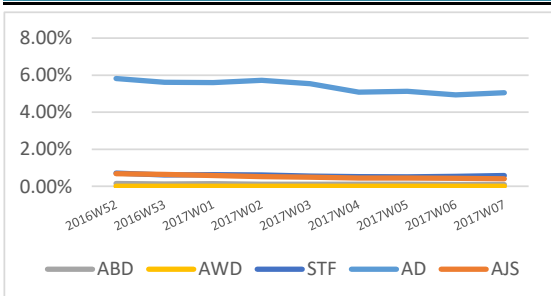
Numbers of Top 4 Alerts



Reporting Rate and Timeliness



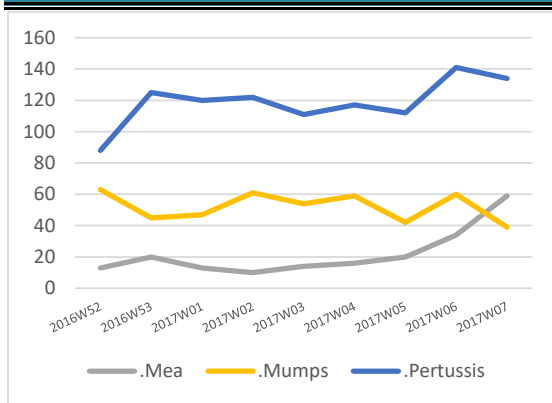
Prop. Morb. of Water Borne Diseases



Water Borne Diseases details

- EWARN informed partners & WASH team about the districts with high WBD levels.
- The number of the reported STF cases was 1237 , as well as 856 new cases of AJS were reported , lab investigation for 30 Acute Jaundice Syndrome cases in both Jebel Saman and Menbij districts with 4 positive results for HAV IgM and 1 for HEV IgM
- EWARN reported 10734 OAD cases, The number of OAD cases have not been doubled in any of the covered sub districts during this Epi week.

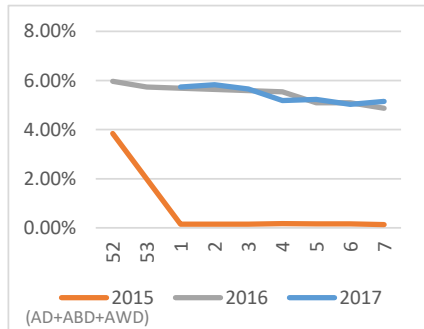
Numbers of Vaccine Preventable Diseases (by cases)



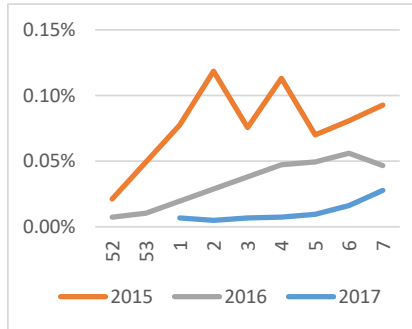
Vaccine Preventable Diseases details

- Rural Damascus measles outbreak: the total number of suspected cases were 100 cases. Most of them from Kafr Batna (63) and Harasta (10) subdistricts. Most of the cases were less than 5 years old (63%) with no prior measles vaccination. One 8 years old girls dead in Hammoria (Kafar Batna). She was diagnosed as viral encephalitis. EWRAN coordinate with partners for response. Fourteen blood samples collected, but no access to send it to lab. EWRAN will support health facilities by medication and provide health education materials. Mass vaccination campaign and Vit A are essential to decrease morbidity & mortality of measles outbreak, which need collaborative efforts in this besieged area.
- EWRAN DLOs investigated 18 suspected cases measles this week. 11 of them were positive for Measles IgM: 7 from Al-Bab, 3 from Menbij and 1 from ALHasaka districts.
- One hundred and thirty four suspected pertussis cases reported, the highest number reported from Ar-Raqqa (35 cases) and Al-Mayadin (27) districts.
- Thirty nine suspected Mumps cases reported, The highest number reported from Al-Mayadin (9) and Al Raqqa and Harim districts (8 in each of them).

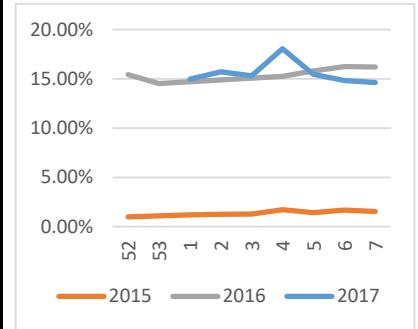
Prop. Morb. of Diarrheal Diseases



Prop. Morb. of Measles



Prop. Morb. of ILI



Case Numbers By Governorate and Age

Gov. & Age	OAD	ABD	AWD	STF	AJS	ILI	SARI	AFP	Mea	Men	UCE	UCD	Leish	Others	Total	
Aleppo	<5	963	7	0	6	36	3147	18	0	6	3	0	0	81	7630	11897
	≥5	643	6	0	39	49	2829	0	1	5	2	0	0	146	17297	21017
Idleb	<5	1436	9	0	29	57	4306	199	1	5	4	0	0	166	21998	28210
	≥5	1457	4	0	121	89	4408	41	1	0	4	0	0	449	45432	52006
Hama	<5	177	0	0	4	0	629	3	0	0	0	0	0	33	2014	2860
	≥5	208	1	0	9	6	629	3	0	0	0	0	0	41	4946	5843
Ar-raqqa	<5	142	15	0	19	72	435	61	1	1	28	0	0	34	5975	6783
	≥5	144	17	0	112	38	446	10	0	0	37	0	0	69	6784	7657
Deir-ez-Zor	<5	1448	35	0	140	164	3079	162	3	4	18	0	0	158	5455	10666
	≥5	884	29	0	640	161	2802	56	1	2	4	0	0	276	6468	11323
Al-Hasakeh	<5	951	46	0	14	53	2187	153	4	0	14	1	0	227	2314	5964
	≥5	714	35	0	33	73	1845	56	3	0	12	1	0	232	2026	5030
Homs	<5	131	2	0	5	12	601	100	0	0	4	0	0	3	2139	2997
	≥5	146	2	0	8	3	698	22	0	0	2	0	0	15	4201	5097
R. Damascus	<5	74	0	0	1	5	590	2	0	28	1	0	0	0	2571	3272
	≥5	44	1	0	19	3	524	0	0	8	0	0	0	0	6827	7426
Damascus	<5	7	0	0	0	0	1	0	0	0	0	0	0	0	64	72
	≥5	15	0	0	0	0	3	0	0	0	0	0	0	0	400	418
Dar'a	<5	526	2	0	5	13	808	53	0	0	3	0	0	0	8040	9450
	≥5	482	3	0	33	20	787	18	0	0	0	1	0	0	10753	12097
Quneitra	<5	90	0	0	0	0	167	1	0	0	0	0	0	0	1048	1306
	≥5	52	0	0	0	2	169	2	0	0	0	0	0	0	912	1137
Total		10734	214	0	1237	856	31090	960	15	59	136	3	0	1930	165294	212528

Alerts' Numbers by District

District	ABD	AWD	AJS	STF	SARI	Leish	Men	Mea	AFP	Total
Abu Kamal	0	0	15	16	4	0	0	0	1	36
Afrin	0	0	0	0	0	0	0	0	1	1
Ain Al Arab	0	0	0	0	0	0	0	0	0	0
Al Bab	0	0	0	0	0	0	0	0	0	0
Al Ma'ra	0	0	1	0	3	1	0	0	1	6
Al Mayadin	1	0	12	14	5	0	1	1	2	36
Al-Hasakeh	0	0	0	0	0	0	0	0	1	1
Al-Malikeyyeh	0	0	0	0	0	1	0	0	1	2
Ariha	0	0	0	0	2	0	0	0	0	2
Ar-Raqqa	0	0	1	5	3	0	3	1	1	14
Ar-Rastan	0	0	1	0	5	0	0	0	0	6
As-Salamiyeh	0	0	0	0	0	0	0	0	0	0
As-Sanamayn	0	0	0	0	0	0	0	0	0	0
As-Suqaylabiyah	0	0	0	0	0	0	0	0	0	0
Ath-Thawrah	0	0	0	0	0	0	0	0	0	0
A'zaz	0	0	0	0	0	0	0	3	0	3
Damascus	0	0	0	0	0	0	0	0	0	0
Dar'a	0	0	1	0	2	0	0	0	0	3
Deir-ez-Zor	1	0	11	12	4	2	0	3	1	34
Duma	0	0	0	0	0	0	0	1	0	1
Hama	0	0	0	1	0	0	0	0	0	1
Harim	0	0	0	4	2	0	0	1	0	7
Homs	0	0	0	0	3	0	0	0	0	3
Idleb	0	0	3	2	3	0	0	3	0	11
Izra'	0	0	0	0	1	0	0	0	0	1
Jarablus	0	0	0	0	0	0	0	0	0	0
Jebel Saman (Aleppo)	0	0	0	1	0	0	0	0	0	1
Jisr-Ash-Shugur	0	0	1	1	0	0	0	0	1	3
Menbij	0	0	2	0	0	0	0	2	0	4
Muhradah	0	0	0	0	0	0	0	0	0	0
Quamishli	0	0	3	0	4	2	0	0	2	11
Quneitra	0	0	0	0	0	0	0	0	0	0
Ras Al Ain	0	0	0	0	3	0	0	0	1	4
Rural Damascus	0	0	0	0	0	0	0	6	0	6
Tadmor	0	0	0	0	0	0	0	0	0	0
Tell Abiad	0	0	0	2	2	0	0	0	0	4
As-Safira	0	0	0	0	0	0	0	0	0	0
Grand Total	2	0	51	58	46	6	4	21	13	201

Ps: The colored cells represent the highest alerts for each surveyed syndrome on district level

Lab Activities Epi Week 7

Syndrome	No. of Sampels	No. of positive samples	Positive sample distribution (District)
Measles	18	11	Al Bab - 3 Menbij - 1 Al-Hasak
Mumps	2	1	1 Menbij
Hepatitis A	15	4	4 Jebel Saman (Aleppo)
Hepatitis E	15	1	1 Menbij

Abbreviations

ABD	Acute Bloody Diarrhea	Mea	suspected Measles
OAD	Other Acute Diarrhea	Men	suspected Meningitis
AFP	Acute Flaccid Paralysis	prop.Morb	Proportional Morbidity
AJS	Acute Jaundice Syndrome	SARI	Severe Acute Respiratory Illness
AWD	Acute Watery Diarrhea	UCE	Unexplained Cluster Of Health Events
ILI	Influenza-like Illness	UCD	Unexplained Death
WASH	Water Sanitation Hygine	WBD	Water Borne Diseases
VPD	Vaccine Preventable Diseases		