

### Highlights

- During Epi Week 9, (493/514) 96% of the health facilities across 11 Governorates provided surveillance data for all EWARN Syndroms this week 89% of reporting sites submitted the weekly reports on time.

[For more details regarding EWARN coverage please click here.](#)

- The consultations reported this week were 196531 (including 40% children under the age of five) compared to 199220 consultations in previous week.

- 3 AFP (Acute Flaccid Paralysis) cases were reported: Aleppo - Idleb - Homs

[For more details click here.](#)

EWARN lab reported 21 positive cases for Measles IgM: 12 in Harim , 5 in A`zaz , 3 in Afrin and 1 Tefnaz.

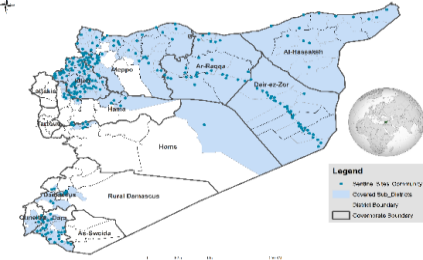
The number of SARI cases was 739 , with highest number of alerts in Al Mayadin (6 alerts ) .

The number of OAD cases doubled in : Ath-Thawrah - Damascus - Muhradah

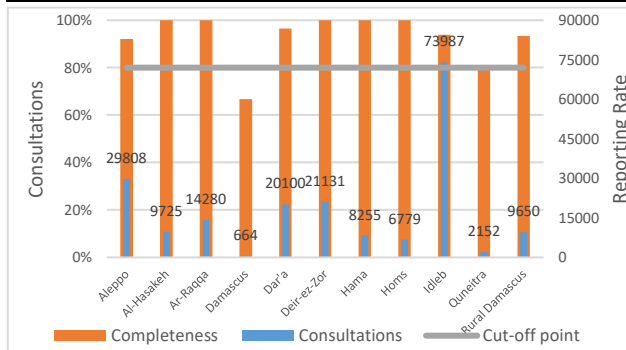
The highest syndromes reported were respectively: ILI (26534), OAD (9787) and STF (1247).

Deir Ez-Zor governorate recorded the highest proportional morbidity of STF (3.8%) and AJS (1.2%).

Al-Hasakeh governorate recorded the highest proportional morbidity of OAD (15.2%) and ILI (38.7%).

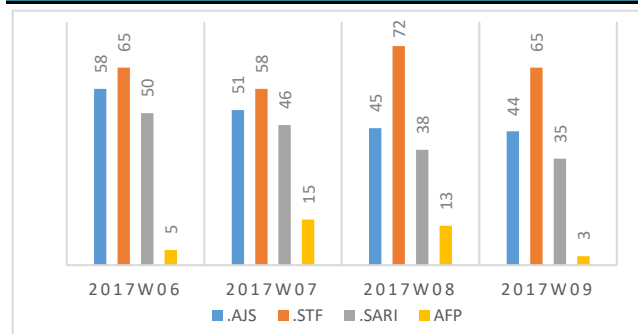


### Reporting Rate and Consultations

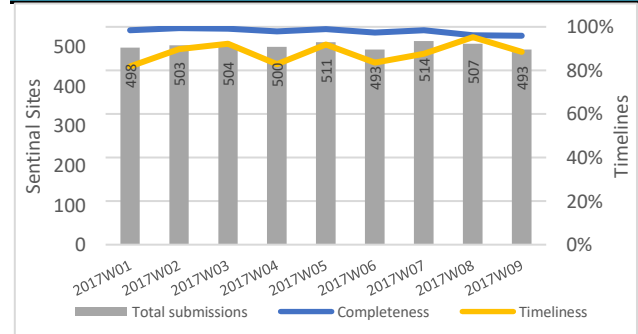


Governorate	Reporting Sites	No. Sentinal Sites	Completeness
Aleppo	106	115	92%
Al-Hasakeh	82	82	100%
Ar-Raqqa	58	58	100%
Damascus	2	3	67%
Dar'a	27	28	96%
Deir-ez-Zor	49	49	100%
Hama	15	15	100%
Homs	12	12	100%
Idleb	124	132	94%
Quneitra	4	5	80%
Rural Damascus	14	15	93%
<b>Total</b>	<b>493</b>	<b>514</b>	<b>96%</b>

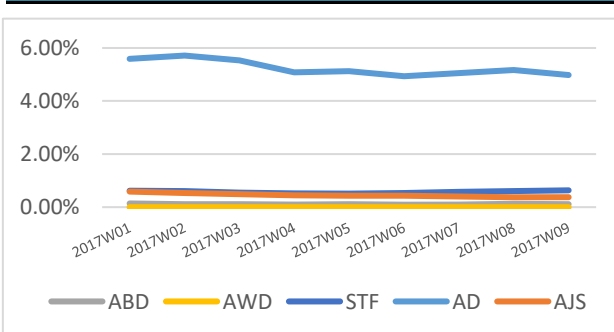
### Numbers of Top 4 Alerts



### Reporting Rate and Timeliness



### Prop. Morb. of Water Borne Diseases



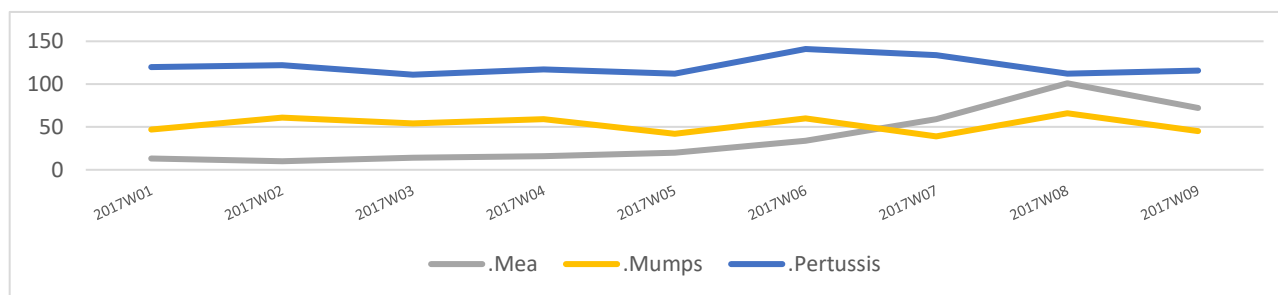
### Water Borne Diseases details

- EWARN informed partners & WASH team about the districts with high WBD levels.
- The number of the reported STF cases was 1247 , as well as 737 new cases of AJS were reported , lab investigation for 5 Acute Jaundice Syndrome cases with 2 positive results for HAV IgM in Al Atarib .
- EWARN reported 9787 OAD cases, the number of OAD cases doubled only in : Ath-Thawrah - Damascus - Muhradah

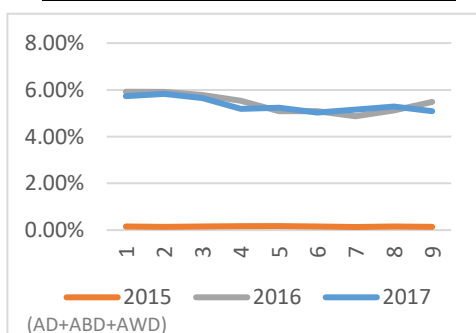
### Numbers of Vaccine Preventable Diseases (by cases)

### Vaccine Preventable Diseases details

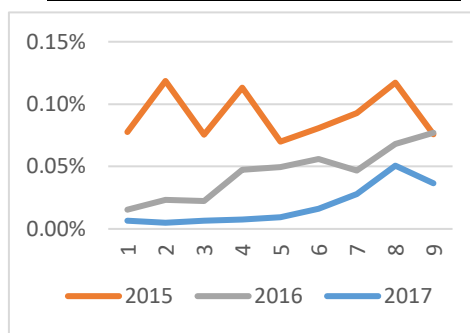
- EWARN is still monitoring the numbers of suspected Measles cases from Rural Damascus in Epi-week 09/2017, 53 Suspected cases were reported.
- In Epi-week 09 / 2017, 72 suspected measles cases were reported. 9 cases were investigated (Ariha 2, A'zaz 1, Dar'a1, Jisr-Ash-Shugur 1, Menbij 3, Tell Abiad 1).
- In Epi-week 09/2017, EWARN field team in A'zaz District/ Aleppo Governorate received a notification of 2 suspected measles cases (1 case from Al-Nour camp and the other from A'zaz city). EWARN team investigated the cases for verification and during the active search for similar cases in the surroundings 5 more cases were found, from two families, ages varied from 1-33 years.
- Four cases were sampled (1 could not be sampled and the other had less than four days from the rash onset at the time of investigation) and all four resulted positive for Measles IgM, 3 cases had no history of prior Measles vaccination. Recommendation for isolating the cases, personal hygiene, Vit A administration and raising the community awareness about the importance of vaccination.
- The numbers of the reported suspected Pertussis cases was 116, The highest number reported from Ar Raqqa district (35 cases).
- The numbers of the reported suspected Mumps cases was 45, The highest number reported from Al Mayadin , Abu Kamal and Ar Raqqa districts (10 cases in each of them).



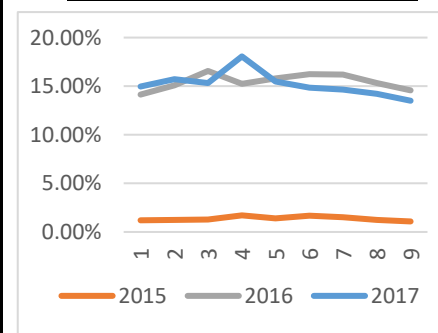
### Prop. Morb. of Diarrheal Diseases



### Prop. Morb. of Measles



### Prop. Morb. of ILI



### Case Numbers By Governorate and Age

Gov. & Age	OAD	ABD	AWD	STF	AJS	ILI	SARI	AFP	Mea	Men	UCE	UCD	Leish	Others	Total	
Aleppo	<5	987	4	0	2	23	2478	7	1	5	1	0	0	60	6664	10232
	≥5	683	12	0	41	43	2301	4	0	2	5	0	0	128	16357	19576
Idleb	<5	1239	6	0	31	50	3269	198	0	4	6	0	0	162	20760	25725
	≥5	1311	7	0	100	68	3865	47	1	3	5	0	1	418	42436	48262
Hama	<5	108	0	0	2	1	520	6	0	0	0	0	0	53	1816	2506
	≥5	110	1	0	13	3	585	1	0	0	0	0	0	88	4948	5749
Ar-raqqa	<5	172	16	0	10	66	279	26	0	0	31	0	0	17	5945	6562
	≥5	180	15	0	126	38	293	6	0	0	33	0	0	65	6962	7718
Deir-ez-Zor	<5	1342	51	0	103	152	2984	156	0	2	19	0	0	92	5620	10521
	≥5	803	35	0	700	112	2284	45	0	1	1	0	0	161	6468	10610
Al-Hasakeh	<5	901	43	0	11	74	2205	104	0	0	12	4	0	71	2071	5496
	≥5	581	27	0	29	47	1561	49	0	0	11	0	0	111	1813	4229
Homs	<5	126	0	0	5	10	423	20	1	0	3	0	0	3	2074	2665
	≥5	116	2	0	8	13	515	26	0	0	3	0	0	12	3419	4114
R. Damascus	<5	78	0	0	2	4	560	3	0	37	0	0	0	1	2166	2851
	≥5	44	0	0	28	9	560	2	0	16	0	0	0	0	6140	6799
Damascus	<5	13	1	0	0	0	4	0	0	0	0	0	0	0	159	177
	≥5	19	0	0	2	2	25	0	0	0	0	0	0	0	439	487
Dar'a	<5	487	0	0	2	7	799	25	0	0	3	0	0	1	7510	8834
	≥5	336	3	0	27	11	760	11	0	0	1	0	0	5	10112	11266
Quneitra	<5	93	0	0	0	0	125	1	0	0	1	0	0	0	889	1109
	≥5	58	0	0	5	4	139	2	0	2	0	0	0	0	833	1043
<b>Total</b>		<b>9787</b>	<b>223</b>	<b>0</b>	<b>1247</b>	<b>737</b>	<b>26534</b>	<b>739</b>	<b>3</b>	<b>72</b>	<b>135</b>	<b>4</b>	<b>1</b>	<b>1448</b>	<b>2E+05</b>	<b>196531</b>

## Alerts' Numbers by District

District	ABD	AWD	AJS	STF	SARI	Leish	Men	Mea	AFP	Total
Abu Kamal	0	0	10	16	5	0	0	0	0	31
Afrin	0	0	0	0	0	0	0	0	1	1
Ain Al Arab	0	0	0	0	0	0	0	0	0	0
Al Bab	0	0	0	0	0	0	0	0	0	0
Al Ma'ra	0	0	0	0	4	1	0	0	0	5
Al Mayadin	1	0	12	15	6	0	1	1	0	36
Al-Hasakeh	0	0	0	0	0	0	0	0	0	0
Al-Malikeyyeh	0	0	0	0	0	0	0	0	0	0
Ariha	0	0	0	1	3	0	0	1	0	5
Ar-Raqqa	0	0	0	9	0	0	0	0	0	9
Ar-Rastan	0	0	1	0	1	0	0	0	1	3
As-Salamiyeh	0	0	0	1	0	0	0	0	0	1
As-Sanamayn	0	0	0	0	0	0	0	0	0	0
As-Suqaylabiyah	0	0	0	0	0	0	0	0	0	0
Ath-Thawrah	0	0	0	0	0	0	0	0	0	0
A'zaz	0	0	0	0	0	0	0	1	0	1
Damascus	0	0	0	0	0	0	0	0	0	0
Dar'a	0	0	1	0	1	0	0	0	0	2
Deir-ez-Zor	3	0	10	11	5	0	0	2	0	31
Duma	0	0	0	0	0	0	0	2	0	2
Hama	0	0	0	0	0	0	0	0	0	0
Harim	0	0	1	4	2	0	0	1	1	9
Homs	0	0	0	0	2	0	0	0	0	2
Idleb	0	0	3	1	1	0	0	1	0	6
Izra'	0	0	0	1	0	0	0	0	0	1
Jarablus	0	0	0	0	0	0	0	0	0	0
Jebel Saman (Aleppo)	0	0	0	3	0	0	0	0	0	3
Jisr-Ash-Shugur	0	0	1	0	0	0	0	2	0	3
Membij	0	0	1	0	0	0	0	4	0	5
Muhradah	0	0	0	0	0	1	0	0	0	1
Quamishli	0	0	1	0	3	0	0	0	0	4
Quneitra	0	0	0	0	0	0	0	1	0	1
Ras Al Ain	0	0	1	0	1	0	0	0	0	2
Rural Damascus	0	0	1	1	0	0	0	5	0	7
Tadmor	0	0	0	0	0	0	0	0	0	0
Tell Abiad	0	0	1	2	1	0	0	0	0	4
As-Safira	0	0	0	0	0	0	0	0	0	0
Grand Total	4	0	44	65	35	2	1	21	3	175

Ps: The colored cells represent the highest alerts for each surveyed syndrome on district level

## Lab Activities Epi Week 9

Syndrome	No. of Sampels	No. of positive samples	Positive sample distribution (District)
Measles IgM	24	21	12 Harim - 3 Afrin - 5 A'zaz - 1 Teftenaz
HAV IgM	5	2	2 Atareb

### Abbreviations

ABD	Acute Bloody Diarrhea	Mea	suspected Measles
OAD	Other Acute Diarrhea	Men	suspected Meningitis
AFP	Acute Flaccid Paralysis	prop.Morb	Proportional Morbidity
AJS	Acute Jaundice Syndrome	SARI	Severe Acute Respiratory Illness
AWD	Acute Watery Diarrhea	UCE	Unexplained Cluster Of Health Events
ILI	Influenza-like Illness	UCD	Unexplained Death
WASH	Water Sanitation Hygine	WBD	Water Borne Diseases
VPD	Vaccine Preventable Diseases	ARI	Acute Respiratory Illness