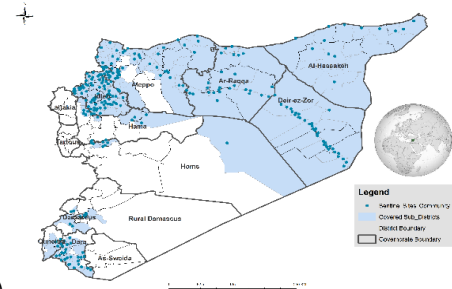
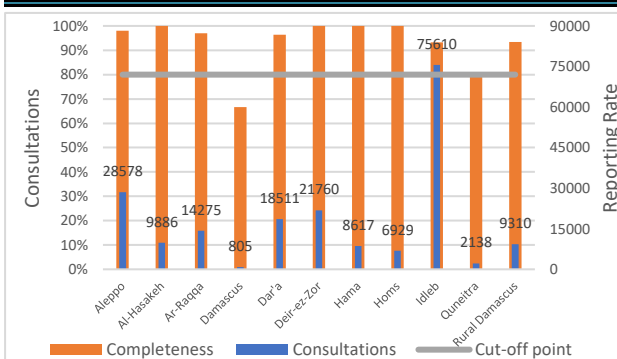


Highlights

- During Epi Week 10, (495/512) 97% of the health facilities across 11 Governorates provided surveillance data for all EWARN Syndroms this week 91% of reporting sites submitted the weekly reports on time.
[For more details regarding EWARN coverage please click here.](#)
- The consultations reported this week were 196419 (including 40% children under the age of five) compared to 196531 consultations in previous week.
- 4 AFP (Acute Flaccid Paralysis) cases were reported : 2 Deir-ez-zor - 1 Idleb - 1 Dar'a
[For more details click here.](#)
- EWARN lab reported 2 positive cases for Measles IgM in A'zaz.
- The number of SARI cases was 695 , with highest number of alerts in Al Mayadin (8 alerts) .
- The number of OAD cases doubled in : As-Safira - Ath-Thawrah - Jarablus
- The highest syndromes reported were respectively: ILI (26723), OAD (10730) and STF (1316).
- Deir Ez-Zor governorate recorded the highest proportional morbidity of STF (3.8%) and AJS (1.2%).
- Al-Hasakeh governorate recorded the highest proportional morbidity of OAD (15.2%) and ILI (38.7%).

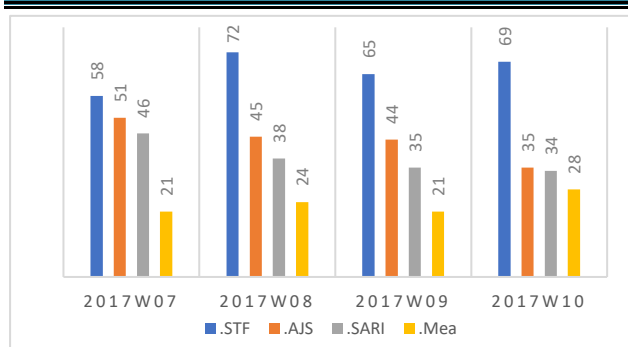


Reporting Rate and Consultations

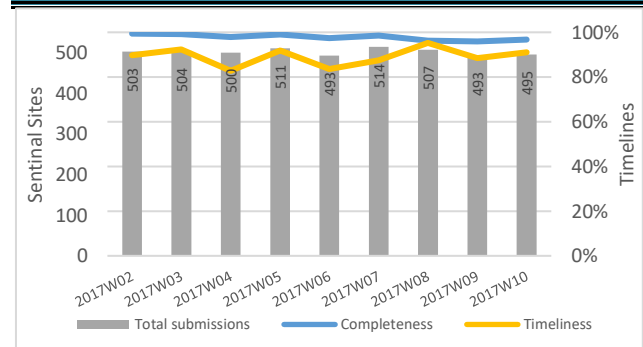


Governorate	Reporting Sites	No. Sentinel Sites	Completeness
Aleppo	102	104	98%
Al-Hasakeh	82	82	100%
Ar-Raqqah	63	65	97%
Damascus	2	3	67%
Dar'a	27	28	96%
Deir-ez-Zor	49	49	100%
Hama	15	15	100%
Homs	12	12	100%
Idlib	125	134	93%
Quneitra	4	5	80%
Rural Damascus	14	15	93%
Total	495	512	97%

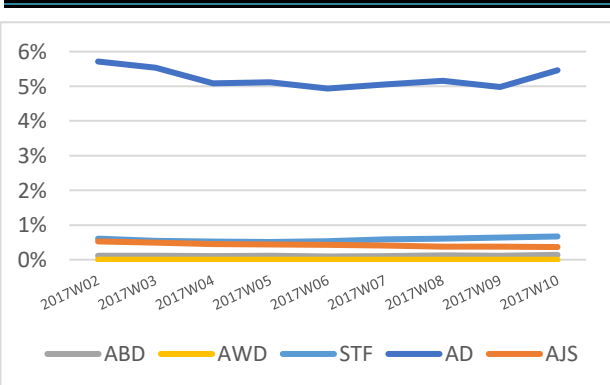
Numbers of Top 4 Alerts



Reporting Rate and Timeliness



Prop. Morb. of Water Borne Diseases



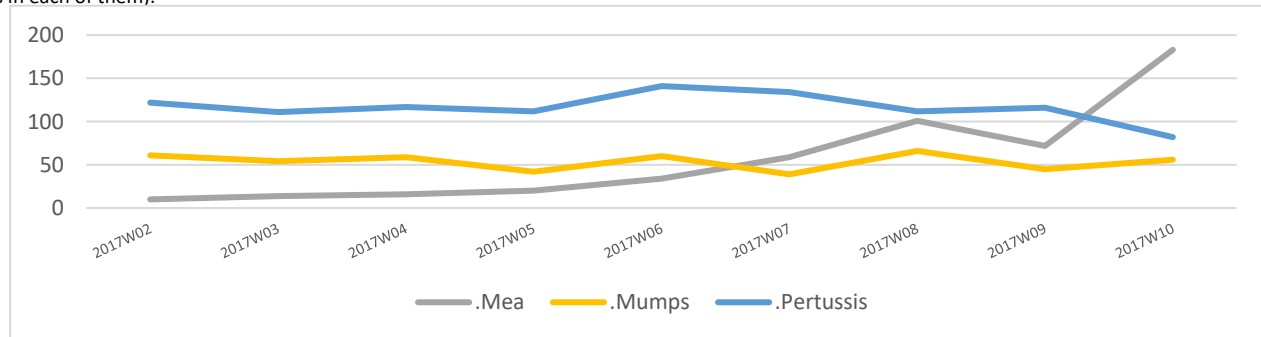
Water Borne Diseases details

- EWARN informed partners & WASH team about the districts with high WBD levels.
- The number of the reported STF cases was 1316 , as well as 717 new cases of AJS were reported .
- EWARN reported 10730 OAD cases, the number of OAD cases doubled only in : As-Safira - Ath-Thawrah - Jarablus
- Cholera Risk scale is being generated and followed on weekly basis in the northern of Syria.

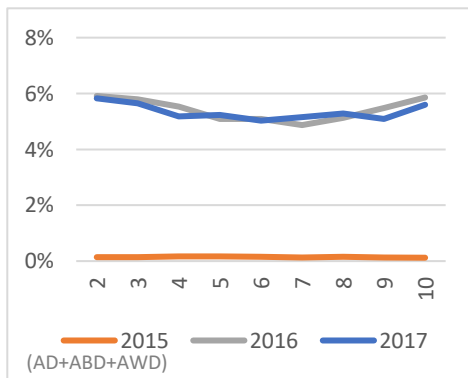
Numbers of Vaccine Preventable Diseases (by cases)

Vaccine Preventable Diseases details

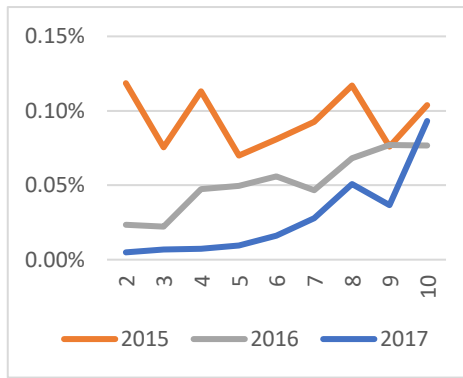
- EWARN is still monitoring the numbers of suspected Measles cases from Rural Damascus in Epi-week 10/2017, 140 Suspected cases were reported.
- In Epi-week 10 / 2017, 183 suspected measles cases were reported. 30 cases were investigated (Afrin 4, A'zaz 10, Harim 4, Jisr-Ash-Shugur 6, Menbij 1, Quneitra 5).
- At March 5th 2017, 5 cases of suspected measles were reported to EWARN focal point in Quneitra. All five cases were from Ein Eltineh village, Al-Khashniyyeh sub-district. All cases had rash onset at March. 2nd 2017. The initial 5 cases age range was 14- 67 months, 2 cases had zero-doses (information from Vaccination cards) and the others vaccination status was unknown. All cases were positive for Measles IgM.
- On March. 11th another notification from Ain Al-Abd village (about 2km far from Ein Eltineh, Al- Khashniyyeh sub-district) for 11 years old male, the case met the case definition and came positive for Measles IgM. The case had no prior vaccines for measles.
- More suspected cases are still reported to EWARN.
- Recommendation for cases isolation, personal hygiene, Vit A administration and explanation on the role and importance of vaccination took place.
- It is recommended considering implementation of measles mass vaccination campaign (based on extent of outbreak and susceptible population identified and most affected age groups).
- The numbers of the reported suspected Pertussis cases was 116, The highest number reported from Ar Raqqa district (35 cases).
- The numbers of the reported suspected Mumps cases was 45, The highest number reported from Al Mayadin , Abu Kamal and Ar Raqqa districts (10 cases in each of them).



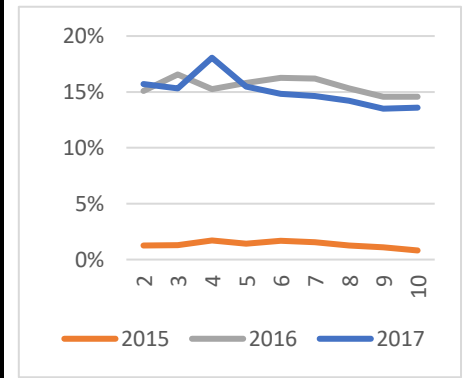
Prop. Morb. of Diarrheal Diseases



Prop. Morb. of Measles



Prop. Morb. of ILI



Case Numbers By Governorate and Age

Gov. & Age	OAD	ABD	AWD	STF	AJS	ILI	SARI	AFP	Mea	Men	UCE	UCD	Leish	Others	Total	
Aleppo	<5	986	1	0	2	15	2396	6	0	3	0	0	52	6984	10445	
	≥5	827	19	0	34	37	2573	9	0	10	4	0	129	14491	18133	
Idleb	<5	1375	4	0	26	46	3417	147	1	9	4	0	166	20025	25220	
	≥5	1367	7	0	151	59	3803	45	0	2	3	0	451	44502	50390	
Hama	<5	129	0	0	2	1	593	10	0	0	0	0	21	1791	2547	
	≥5	131	0	0	25	4	578	0	0	0	0	0	41	5291	6070	
Ar-raqqa	<5	220	29	0	19	74	175	24	0	0	33	0	1	24	5796	6395
	≥5	219	21	0	133	44	189	10	0	0	36	2	4	70	7152	7880
Deir-ez-Zor	<5	1497	67	0	99	143	3078	188	1	13	19	0	0	132	5714	10951
	≥5	937	37	0	699	118	2328	53	1	4	1	0	0	199	6432	10809
Al-Hasakeh	<5	834	56	0	10	48	2219	80	0	0	10	1	0	119	2180	5557
	≥5	614	23	0	20	69	1715	50	0	1	5	2	0	79	1751	4329
Homs	<5	146	1	0	5	9	448	17	0	0	3	0	0	3	2159	2791
	≥5	160	1	0	17	11	546	16	0	0	3	0	0	8	3376	4138
R. Damascus	<5	87	0	0	2	3	538	4	0	88	0	10	0	0	2200	2932
	≥5	47	0	0	22	13	513	0	0	46	0	0	0	0	5737	6378

Damascus	<5	9	0	0	0	0	0	0	0	4	0	0	0	0	192	205
	≥5	24	0	0	1	5	37	0	0	2	0	0	0	0	531	600
Dar'a	<5	519	1	0	1	4	724	27	1	0	0	0	0	0	6694	7971
	≥5	435	7	0	47	12	611	7	0	0	2	0	0	4	9415	10540
Quneitra	<5	107	0	0	0	0	118	1	0	0	1	0	0	0	884	1111
	≥5	60	0	0	1	2	124	1	0	1	0	0	0	0	838	1027
Total		10730	274	0	1316	717	26723	695	4	183	124	15	5	1498	154135	196419

Alerts' Numbers by District

District	ABD	AWD	AJS	STF	SARI	Leish	Men	Mea	AFP	Total
Abu Kamal	0	0	6	16	8	0	0	1	1	32
Afrin	0	0	0	0	0	0	0	1	0	1
Ain Al Arab	0	0	0	0	0	0	0	0	0	0
Al Bab	0	0	0	0	0	0	0	0	0	0
Al Ma'ra	0	0	0	0	2	1	0	0	1	4
Al Mayadin	2	0	10	15	7	0	1	2	1	38
Al-Hasakeh	0	0	0	0	0	0	0	0	0	0
Al-Malikeyyeh	0	0	0	0	0	0	0	1	0	1
Ariha	0	0	0	1	3	0	0	1	0	5
Ar-Raqqa	2	0	0	10	0	0	0	0	0	12
Ar-Rastan	0	0	1	0	1	0	0	0	0	2
As-Salamiyeh	0	0	0	1	1	0	0	0	0	2
As-Sanamayn	0	0	0	0	0	0	0	0	0	0
As-Suqaylabiyah	0	0	0	0	0	0	0	0	0	0
Ath-Thawrah	0	0	0	0	0	0	0	0	0	0
A'zaz	0	0	0	0	0	0	0	4	0	4
Damascus	0	0	0	0	0	0	0	1	0	1
Dar'a	0	0	1	1	1	0	0	0	1	4
Deir-ez-Zor	4	0	11	12	5	0	0	2	0	34
Duma	0	0	0	0	0	0	0	1	0	1
Hama	0	0	0	1	0	0	0	0	0	1
Harim	0	0	1	4	1	0	0	2	0	8
Homs	0	0	0	0	1	0	0	0	0	1
Idleb	0	0	2	3	1	0	0	0	0	6
Izra'	0	0	0	0	0	0	0	0	0	0
Jarablus	0	0	0	0	0	0	0	0	0	0
Jebel Saman (Aleppo)	0	0	0	2	0	0	0	0	0	2
Jisr-Ash-Shugur	0	0	0	2	0	0	0	2	0	4
Menbij	0	0	1	0	0	0	0	3	0	4
Muhradah	0	0	0	0	0	0	0	0	0	0
Quamishli	0	0	0	0	2	0	0	0	0	2
Quneitra	0	0	0	0	0	0	0	1	0	1
Ras Al Ain	0	0	1	0	0	0	0	0	0	1
Rural Damascus	0	0	1	1	0	0	0	6	0	8
Tadmor	0	0	0	0	0	0	0	0	0	0
Tell Abiad	0	0	0	0	1	0	0	0	0	1
As-Safira	0	0	0	0	0	0	0	0	0	0
Grand Total	8	0	35	69	34	1	1	28	4	180

Ps: The colored cells represent the highest alerts for each surveyed syndrome on district level

Lab Activities Epi Week 10

Syndrome	No. of Sampels	No. of positive samples	Positive sample distribution (District)
Measles IgM	2	2	2 A'zaz

Abbreviations

ABD	Acute Bloody Diarrhea	Mea	suspected Measles
OAD	Other Acute Diarrhea	Men	suspected Meningitis
AFP	Acute Flaccid Paralysis	rop.Morb	Proportional Morbidity
AJS	Acute Jaundice Syndrome	SARI	Severe Acute Respiratory Illness
AWD	Acute Watery Diarrhea	UCE	Unexplained Cluster Of Health Events
ILI	Influenza-like Illness	UCD	Unexplained Death
WASH	Water Sanitation Hygine	WBD	Water Borne Diseases
VPD	Vaccine Preventable Diseases	ARI	Acute Respiratory Illness