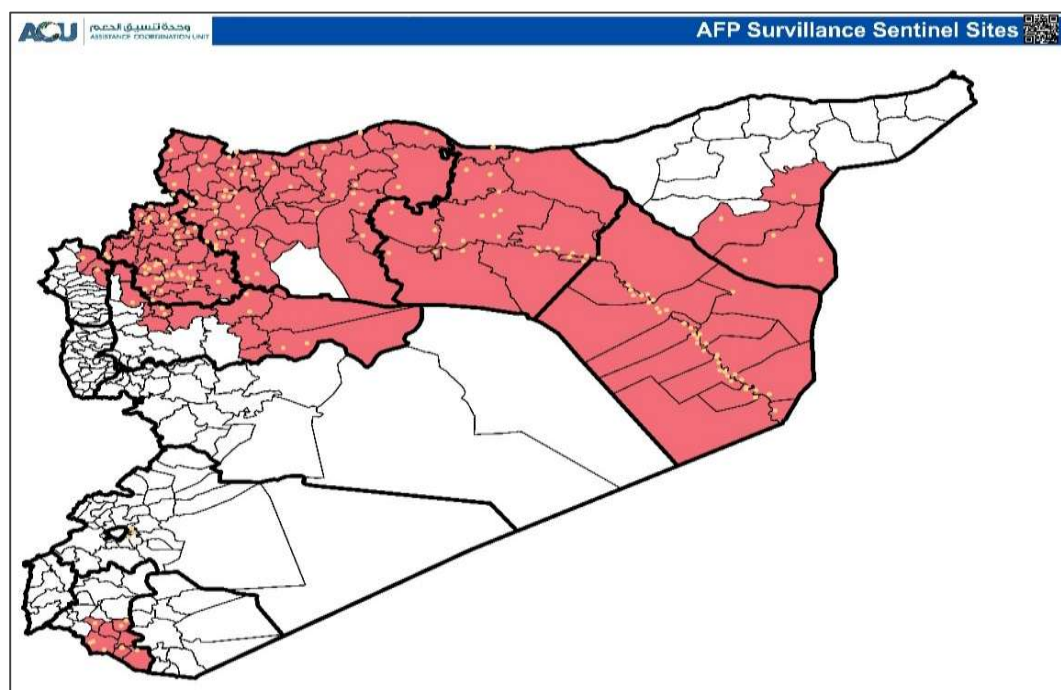


AFP Surveillance Coverage Map - 2015



Highlights

Year 2013

- » 253 AFP cases have been reported (out of which 73 AFP cases have been reported by EWARN).
- » The total confirmed Wild Polio Virus (WPV) cases in 2013 were 35 cases (out of which 13 WPV cases have been detected by EWARN, 10 in Deir-ez-Zor, 2 in Aleppo and 1 in Idleb).
- » 46 cases have been classified as compatible cases (out of which 34 cases reported by EWARN).
- » Key surveillande indicators (N. Syria by EWARN): Non-polio AFP rate (0.6), Stool Adequacy rate (18%), NPEV Isolation rate (13%) and Sabin-like Virus Isolation (6%).

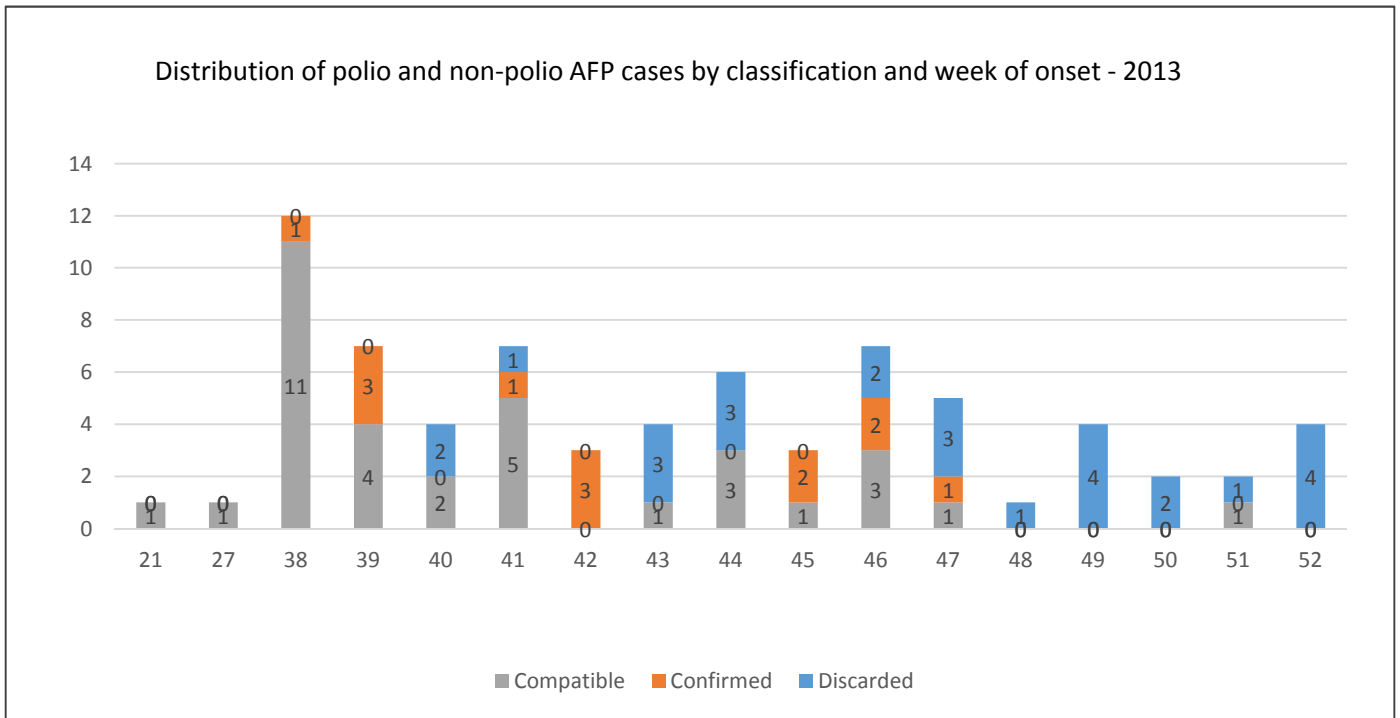
Year 2014 (by EWARN)

- » 106 AFP cases have been reported.
- » 1 WPV has been has been detected, the onset date was: 21 Jan 2014.
- » 3 cases have been classified as compatible cases.
- » Key surveillande indicators: Non-polio AFP rate (2.4), Stool Adequacy rate (62%), NPEV Isolation rate (36%) and Sabin-like Virus Isolation (4.4%).

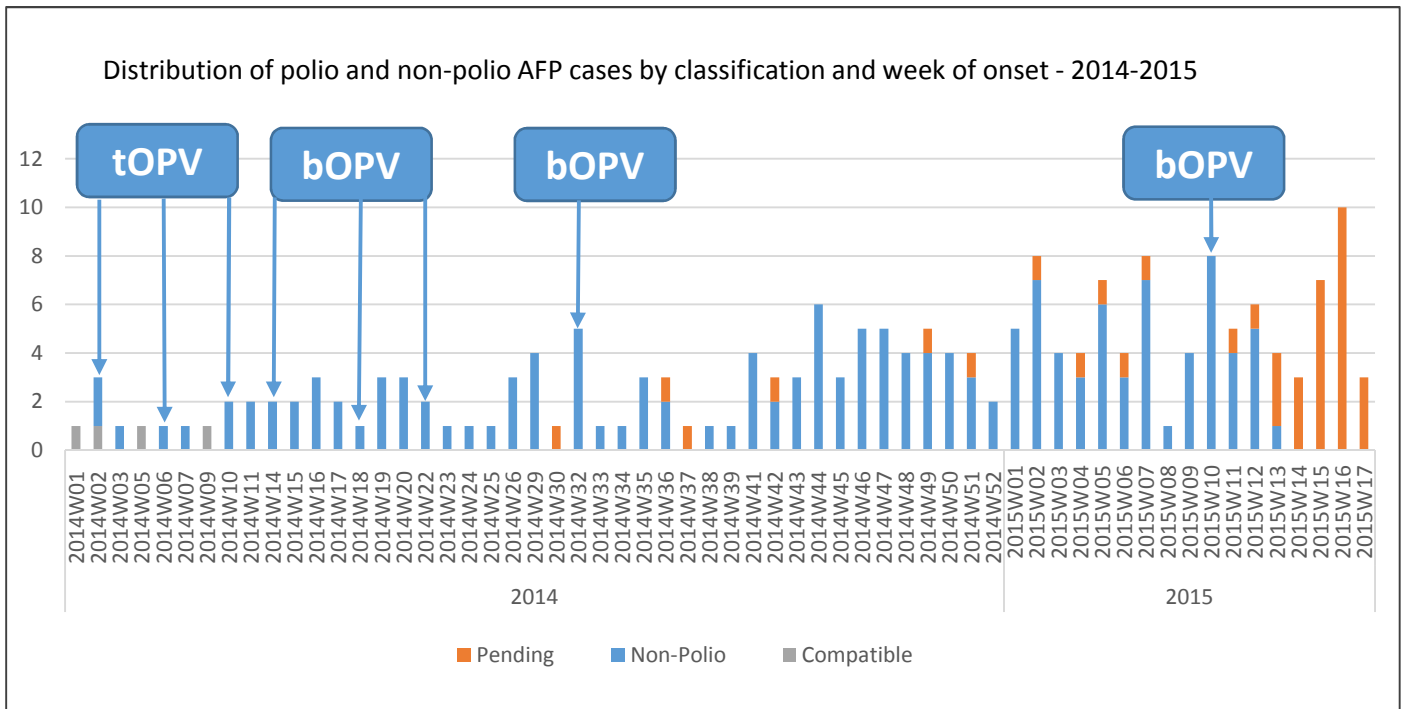
Year 2015 (by EWARN)

- » 91 AFP cases were reported up to week 18 - 2015.
- » No new Polio (WPV) case since last update.
- » Key surveillande indicators: Non-polio AFP rate (5.4), Stool Adequacy rate (84%), NPEV Isolation rate (13%) and Sabin-like Virus Isolation (2%).

2013: Distribution of polio and non-polio AFP cases by classification and week of onset



2014-215: Distribution of polio and non-polio AFP cases by classification and week of onset



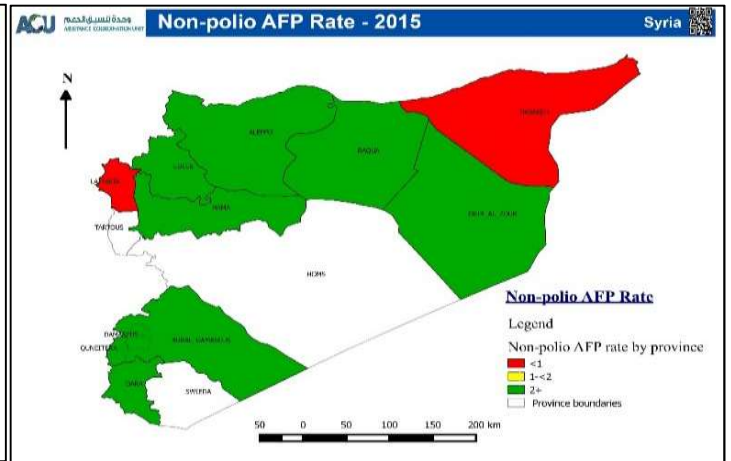
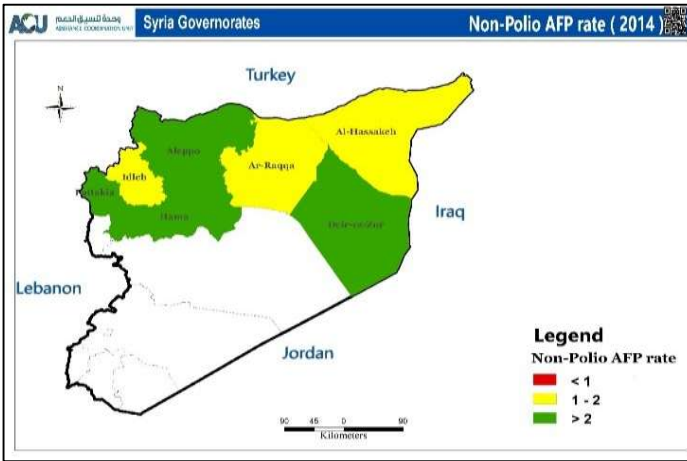
2014 - Classification of AFP cases and surveillande indicators by governorates

Governorate	Population under 15	Total AFP	Confirmed	Compatible	discarded	Pending final classification	Pending lab result	Non-polio AFP rate	Cases with adequate specimens %	NPEV %	Sabin like %	Expected No of AFP cases
Deir-ez-Zor	805,440	32	0	3	28	1	0	● 3.6	● 43.8	● 51.0	● 0.0	16
Aleppo	1,743,765	43	0	1	39	3	0	● 2.4	● 81.4	● 32.4	● 5.4	34
Hama	121,109	3	0	0	3	0	0	● 2.5	● 100.0	● 33.0	● 0.0	2
Al-Hasakeh	116,190	2	0	0	1	1	0	● 1.7	● 0.0	● 0.0	● 0.0	2
Idleb	724,887	12	0	0	10	2	0	● 1.7	● 58.3	● 30.0	● 10.0	14
Ar-Raqqa	690,882	13	0	0	10	3	0	● 1.9	● 46.2	● 27.2	● 9.0	14
Lattakia	14,954	1	0	0	1	0	0	● 6.7	● 100.0	● 0.0	● 0.0	1
Total	4,265,458	106	0	4	92	10	0	● 2.4	● 62.3	● 36.0	● 4.4	85

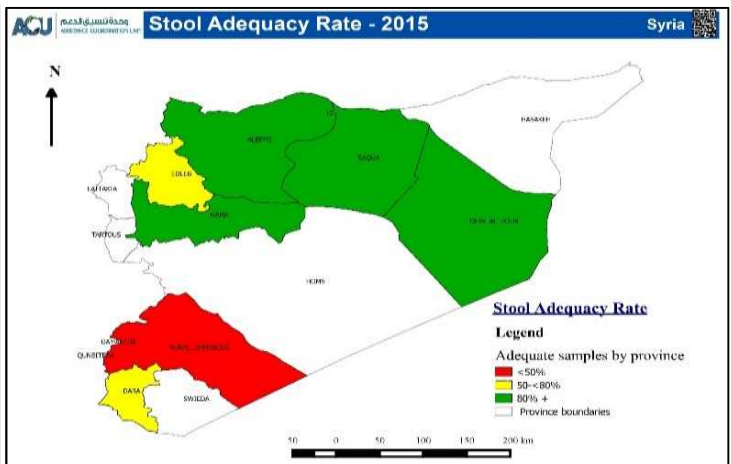
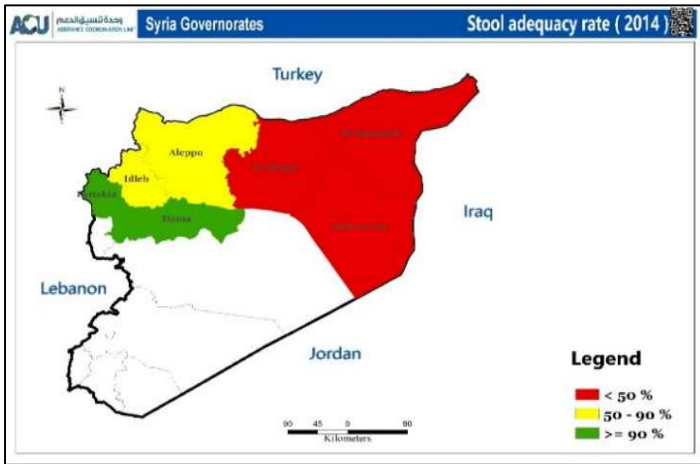
2015 - Classification of AFP cases and surveillande indicators by governorates

Governorate	Population under 15	Total AFP	Confirmed	Compatible	discarded	Pending final classification	Pending lab result	Non-polio AFP rate	Cases with adequate specimens %	NPEV %	Sabin like %	Expected No of AFP cases
Deir-ez-Zor	939,292	18	0	0	16	2	1	● 5.5	● 94.0	● 22.0	● 5.6	19
Aleppo	1,825,793	27	0	0	18	9	8	● 4.3	● 89.0	● 19.0	● 0.0	37
Idleb	815,499	20	0	0	10	10	7	● 7.1	● 70.0	● 5.0	● 5.0	16
Ar-Raqqa	676,767	15	0	0	10	5	4	● 6.4	● 93.0	● 7.0	● 0.0	14
Al-Hasakeh	172,150	0	0	0	0	0	0	● 0.0	● 0.0	● 0.0	● 0.0	3
Hama	135,034	5	0	0	4	1	1	● 10.6	● 100.0	● 20.0	● 0.0	3
Lattakia	16,954	0	0	0	0	0	0	● 0.0	● 0.0	● 0.0	● 0.0	0
Dar'a	137,948	3	0	0	1	2	1	● 6.3	● 67.0	● 0.0	● 0.0	3
Rural Damascus	102,766	3	0	0	0	3	0	● 8.4	● 0.0	● 0.0	● 0.0	2
Total	4,822,203	91	0	0	59	32	22	● 5.4	● 84.0	● 13.0	● 2.2	96

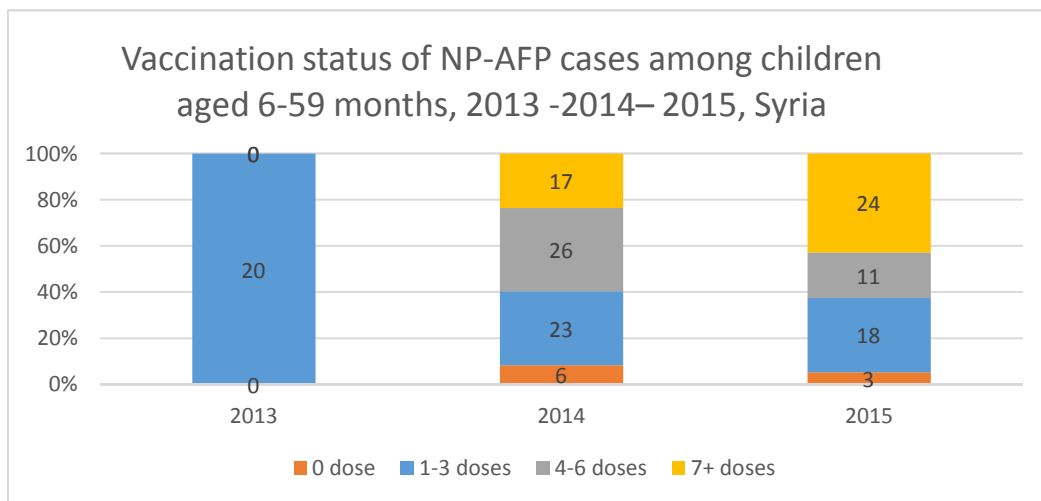
Non-polio AFP rate by Governorate 2014 - 2015.



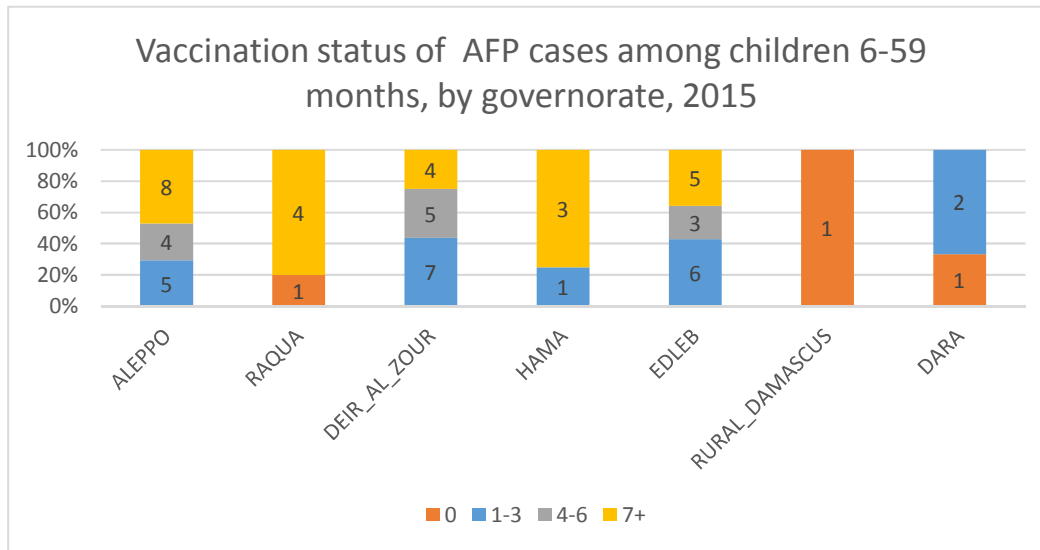
Stool Adequacy rate by Governorate 2014-2015.



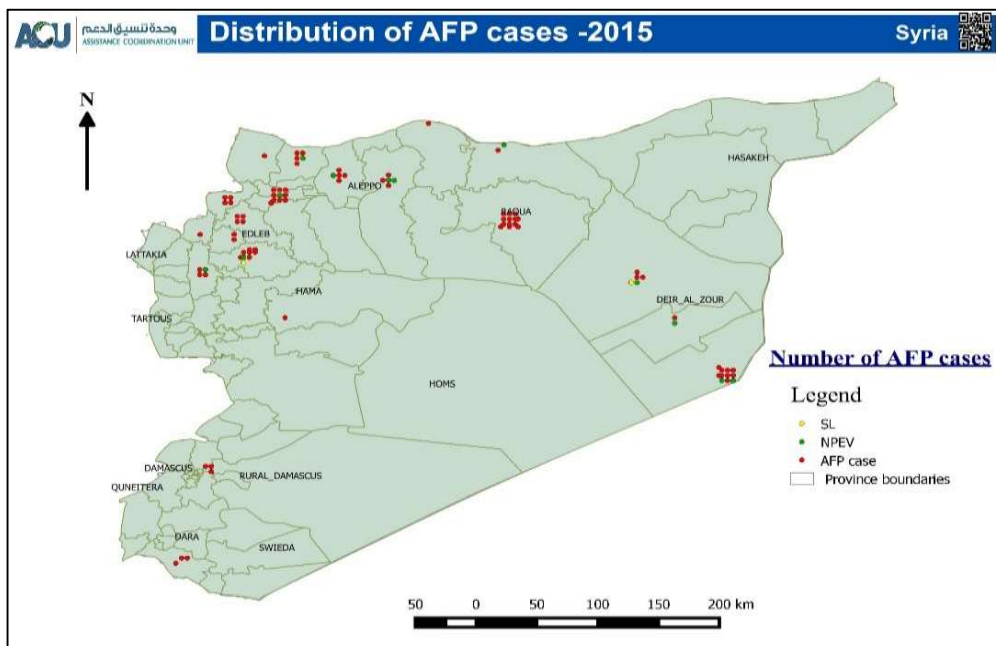
Vaccination status of NP-AFP cases among children aged 6-59 months 2013 - 2014 - 2015:



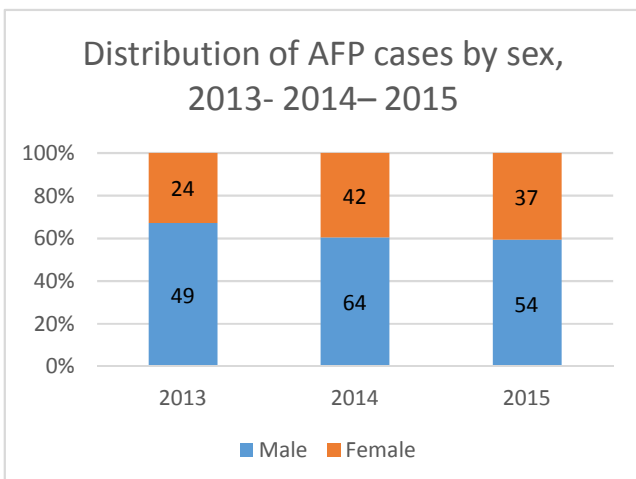
Vaccination status of AFP cases among children 6-59 months, by governorate, 2015



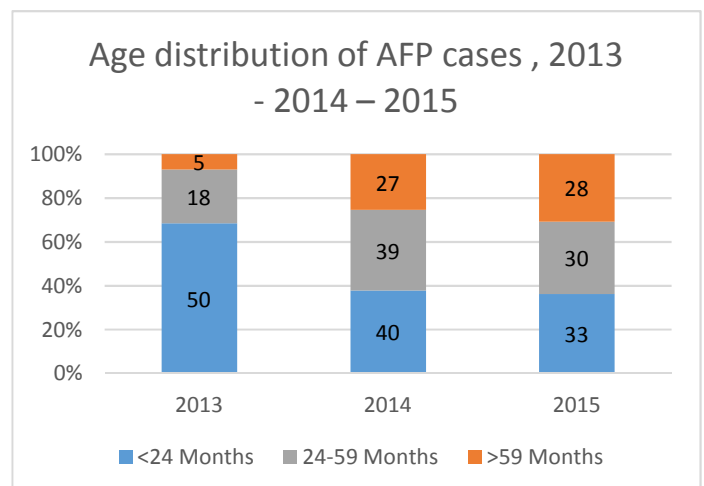
Distribution of AFP cases - 2015



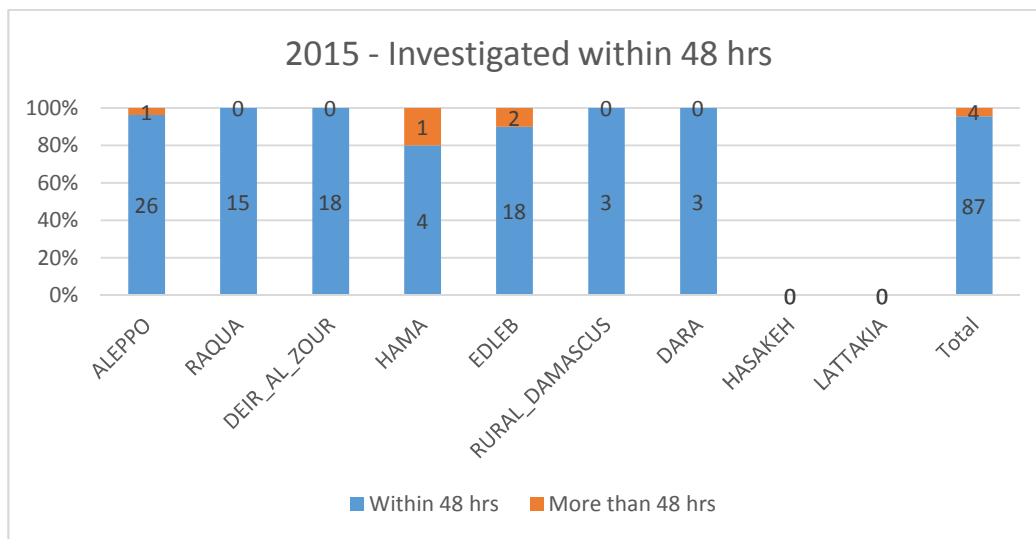
Sex Distribution AFP Cases



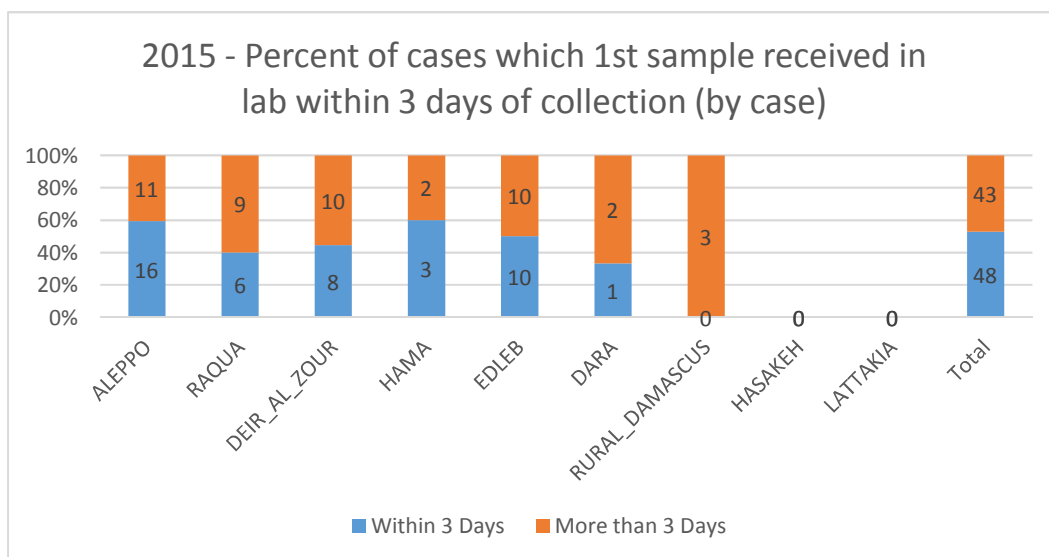
Age Distribution AFP Cases by month



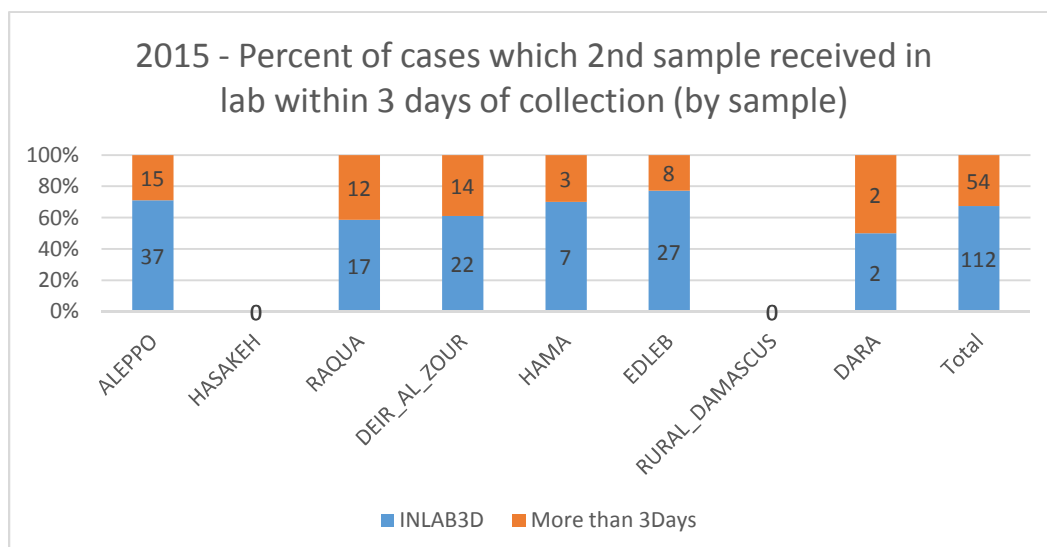
Investigation within 48 hours of detection, Syria, 2015



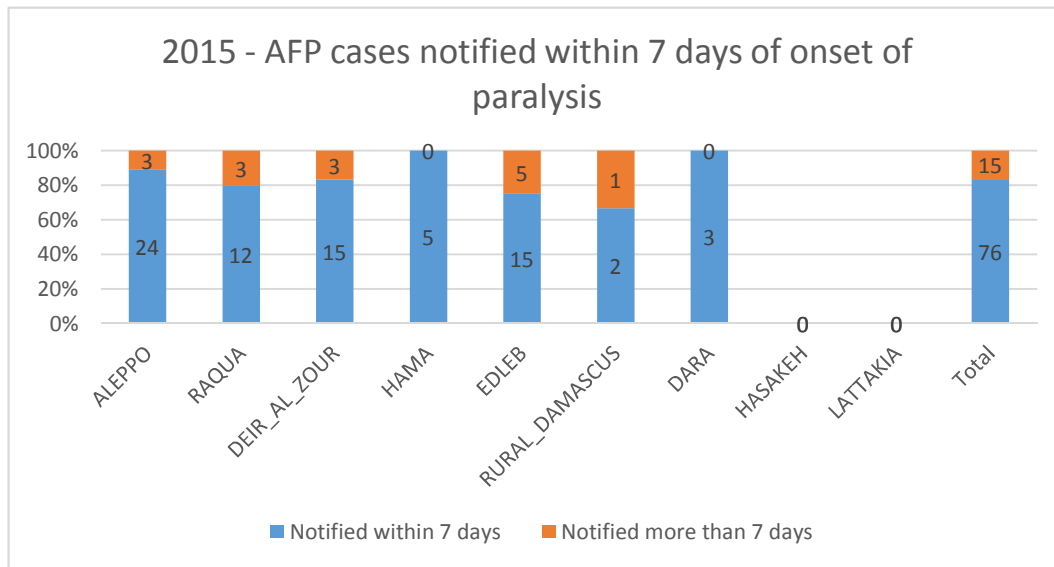
2015 - Percent of cases which 1st sample received in lab within 3 days of collection (by case)



2015 - Percent of cases which 2nd sample received in lab within 3 days of collection (by sample)



2015 - AFP cases notified within 7 days of onset of paralysis



Completeness and Timeliness

