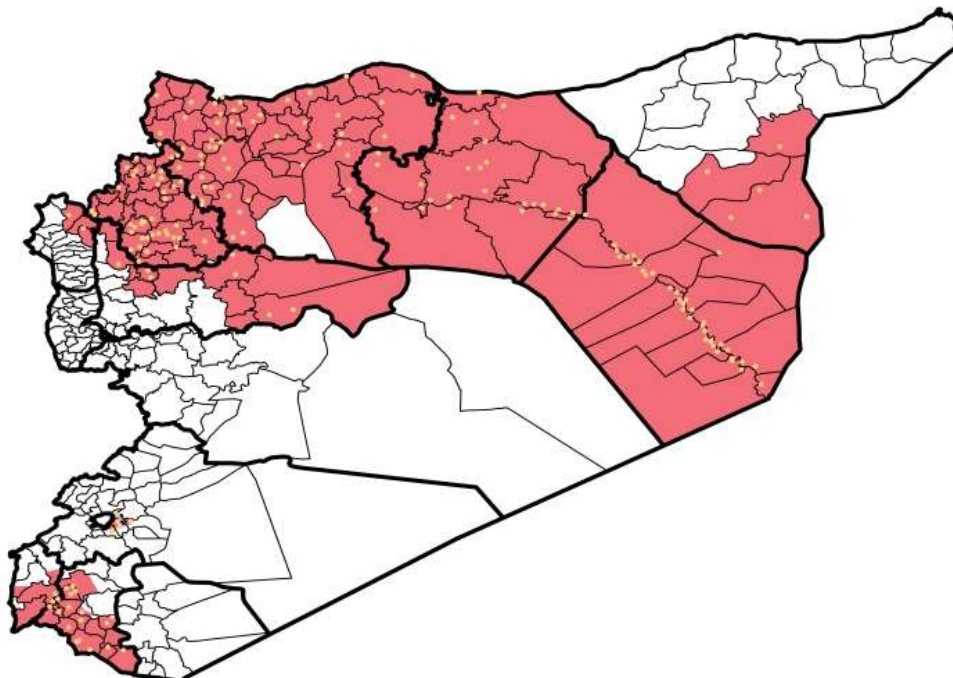


AFP Surveillance Coverage Map - 2015



Highlights

Year 2013

- » 253 AFP cases have been reported (out of which 73 AFP cases have been reported by EWARN).
- » The total confirmed Wild Polio Virus (WPV) cases in 2013 were 35 cases (out of which 13 WPV cases have been detected by EWARN, 10 in Deir-ez-Zor, 2 in Aleppo and 1 in Idleb).
- » 46 cases have been classified as compatible cases (out of which 34 cases reported by EWARN).
- » Key surveillande indicators (N. Syria by EWARN): Non-polio AFP rate (0.6), Stool Adequacy rate (18%), NPEV Isolation rate (13%) and Sabin-like Virus Isolation (6%).

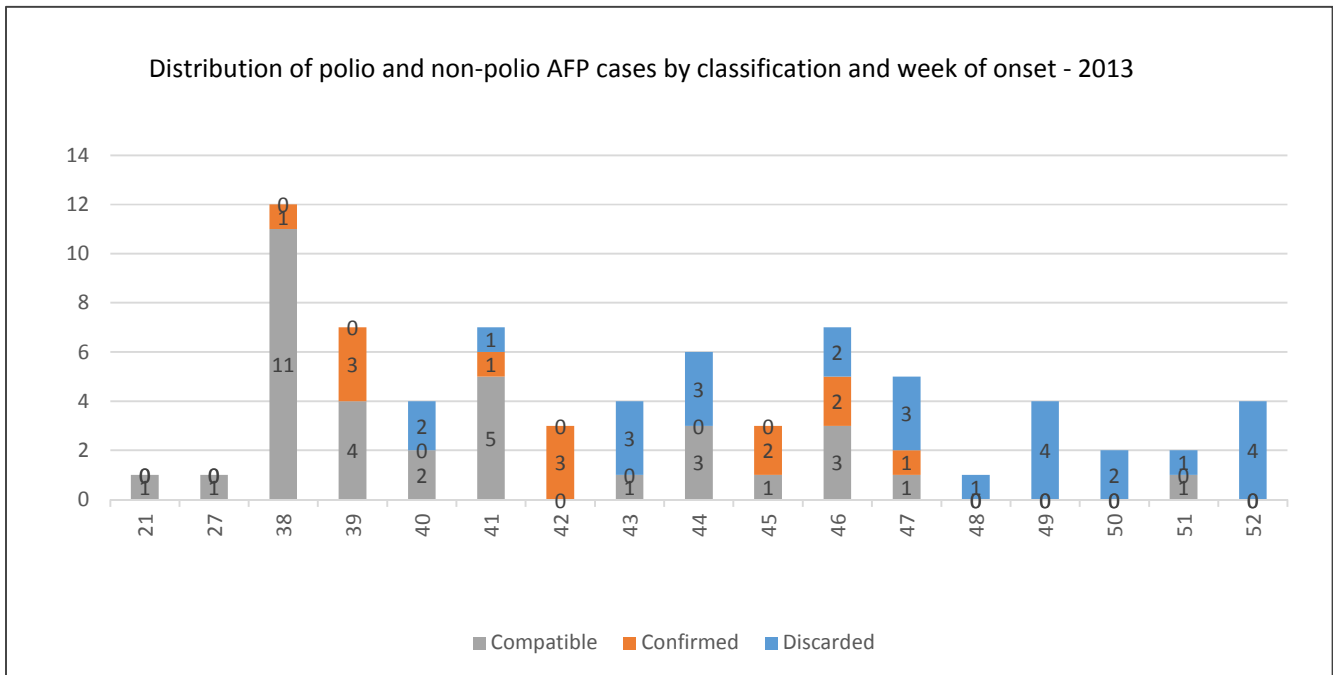
Year 2014 (by EWARN)

- » 106 AFP cases have been reported.
- » 1 WPV has been detected, the onset date was: 21 Jan 2014.
- » 4 cases have been classified as compatible cases.
- » Key surveillande indicators: Non-polio AFP rate (2.4), Stool Adequacy rate (62%), NPEV Isolation rate (36%) and Sabin-like Virus Isolation (4.4%).

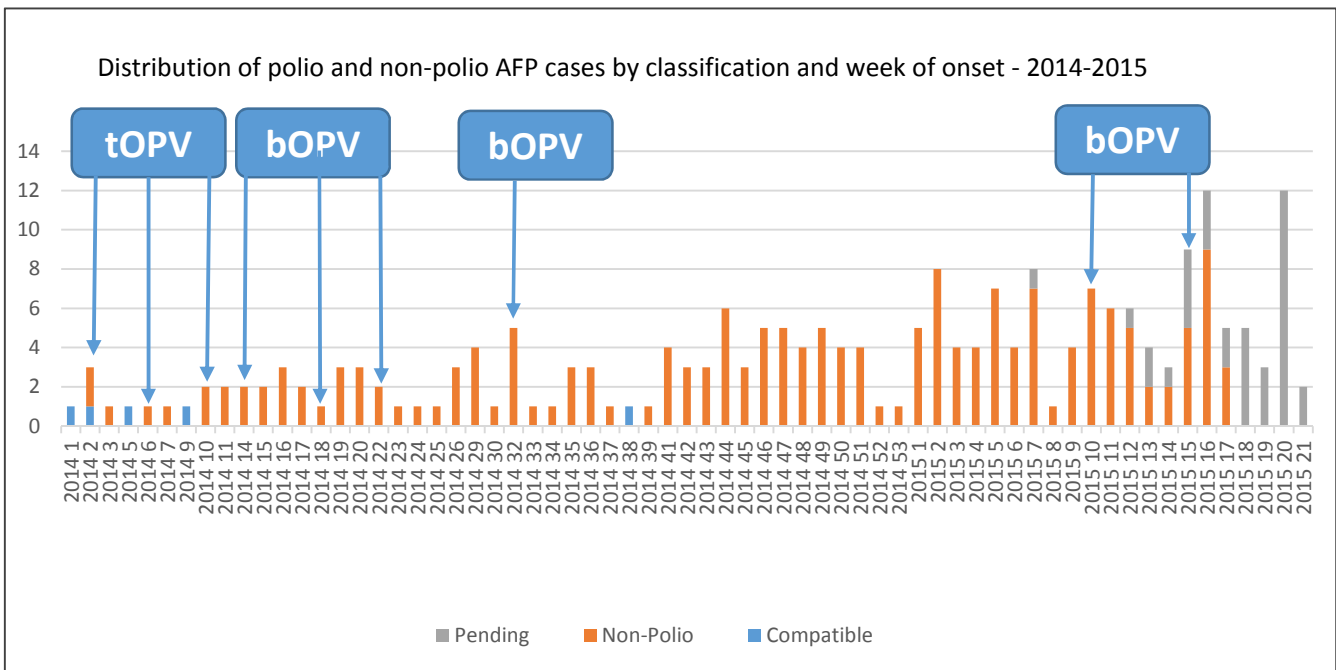
Year 2015 (by EWARN)

- » 119 AFP cases were reported up to week 22 - 2015.
- » No new Polio (WPV) case since last update.
- » Key surveillande indicators: Non-polio AFP rate (6), Stool Adequacy rate (81%), NPEV Isolation rate (12%) and Sabin-like Virus Isolation (2.5%).

2013: Distribution of polio and non-polio AFP cases by classification and week of onset



2014-2015: Distribution of polio and non-polio AFP cases by classification and week of onset



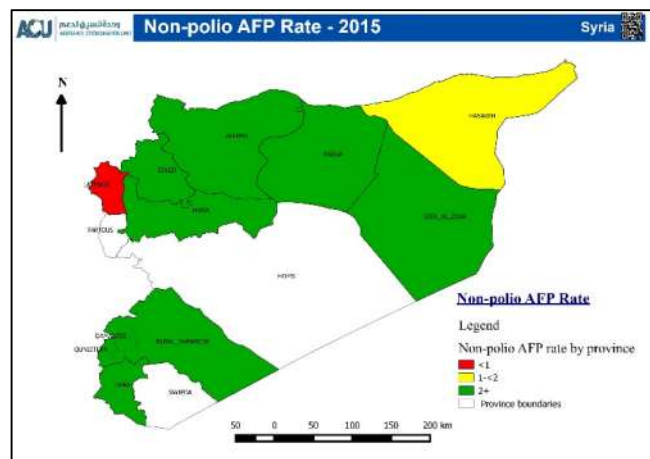
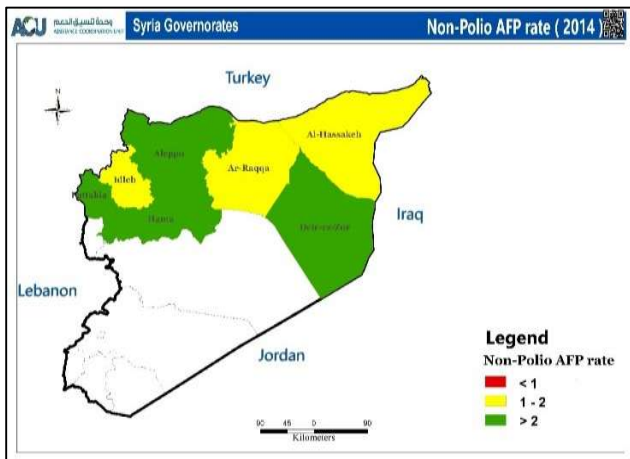
2014 - Classification of AFP cases and surveillance indicators by governorates

Governorate	Population under 15	Total AFP	Confirmed	Compatible	discarded	Pending final classification	Pending lab result	Non-polio AFP rate	Cases with adequate specimens %	NPEV %	Sabin like %	Expected No of AFP cases
Deir-ez-Zor	805,440	32	0	3	29	0	0	3.6	43.8	51.0	0.0	16
Aleppo	1,743,765	43	0	1	42	0	0	2.4	81.4	32.4	5.4	34
Hama	121,109	3	0	0	3	0	0	2.5	100.0	33.0	0.0	2
Al-Hasakeh	116,190	2	0	0	2	0	0	1.7	0.0	0.0	0.0	2
Idleb	724,887	12	0	0	12	0	0	1.7	58.3	30.0	10.0	14
Ar-Raqqa	690,882	13	0	1	12	0	0	1.9	46.2	27.2	9.0	14
Lattakia	14,954	1	0	0	1	0	0	6.7	100.0	0.0	0.0	1
Total	4,265,458	106	0	5	101	0	0	2.4	62.3	36.0	4.4	85

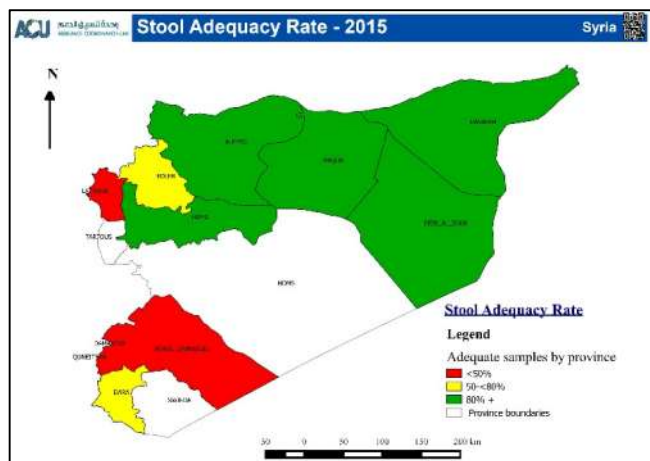
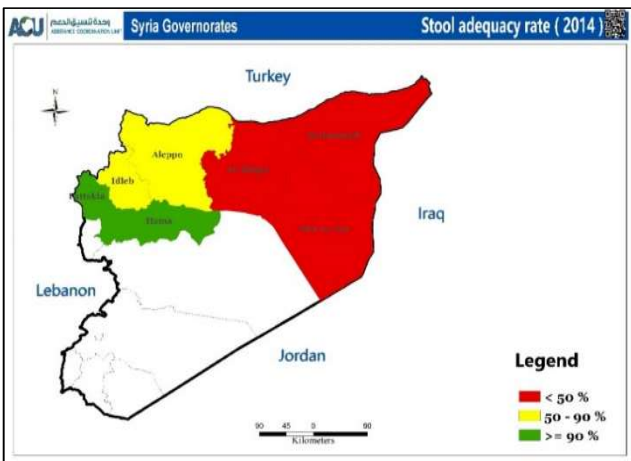
2015 - Classification of AFP cases and surveillance indicators by governorates

Governorate	Population under 15	Total AFP	Confirmed	Compatible	discarded	Pending final classification	Pending lab result	Non-polio AFP rate	Cases with adequate specimens %	NPEV %	Sabin like %	Expected No of AFP cases
Deir-ez-Zor	939,292	21	0	0	18	3	3	5.4	90.0	19.0	4.8	19
Aleppo	1,825,793	39	0	0	25	14	12	5.2	92.0	15.0	0.0	37
Idleb	815,499	27	0	0	16	11	6	8.0	59.0	7.0	7.4	16
Ar-Raqqa	676,767	17	0	0	15	2	2	6.1	94.0	6.0	0.0	14
Al-Hasakeh	172,150	1	0	0	0	1	1	1.6	100.0	0.0	0.0	3
Hama	135,034	6	0	0	5	1	1	10.7	83.0	17.0	0.0	3
Lattakia	16,954	0	0	0	0	0	0	0.0	0.0	0.0	0.0	0
Dar'a	137,948	5	0	0	2	3	1	8.8	60.0	0.0	0.0	3
Rural Damascus	102,766	3	0	0	2	1	0	7.1	0.0	0.0	0.0	2
Total	4,822,203	119	0	0	83	36	26	6.0	81.0	12.0	2.5	96

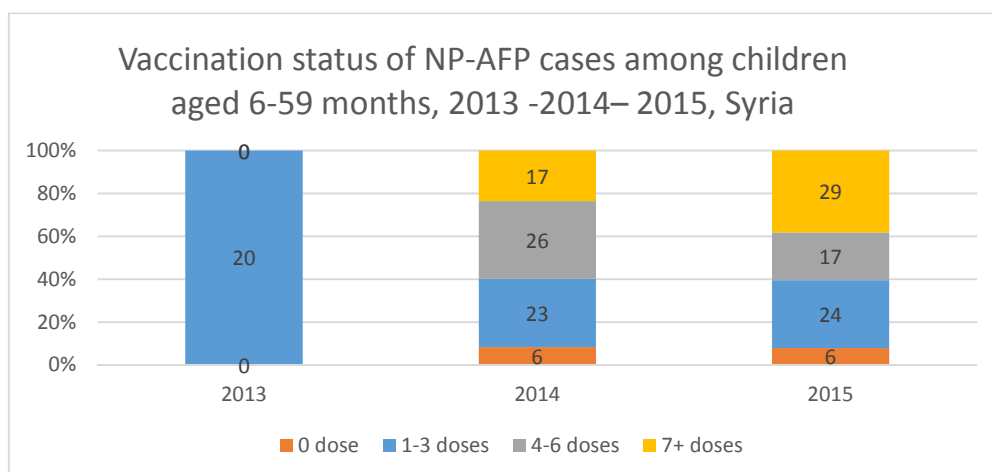
Non-polio AFP rate by Governorate 2014 - 2015.



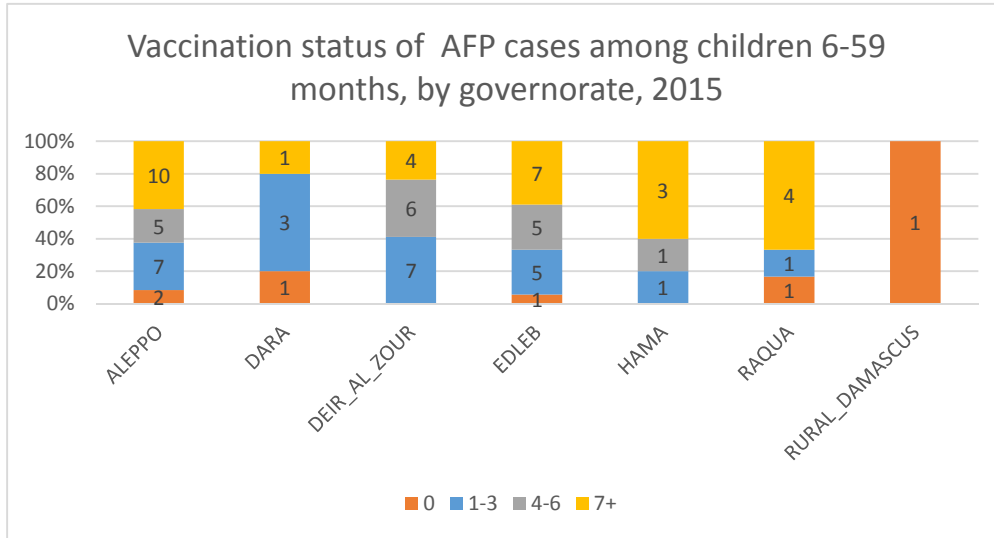
Stool Adequacy rate by Governorate 2014-2015.



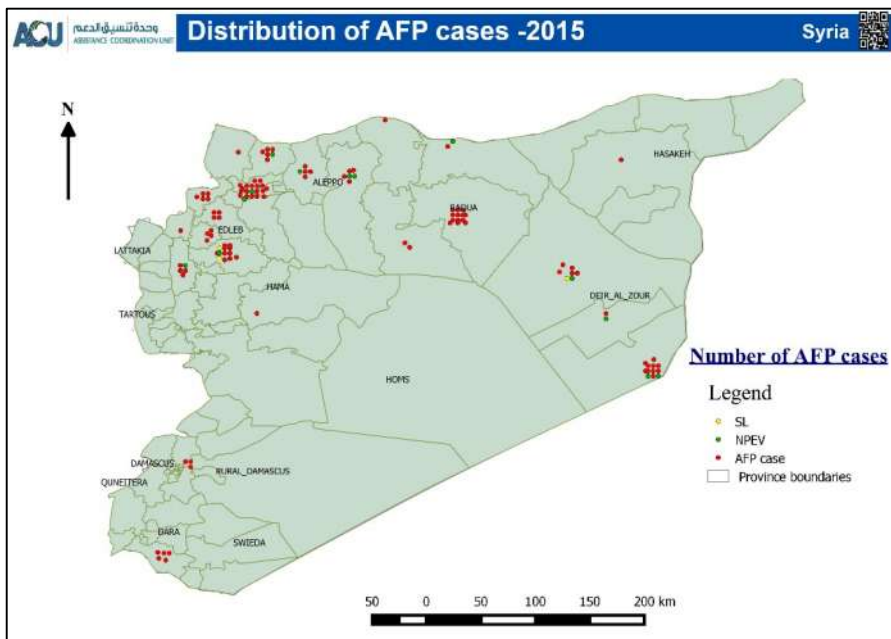
Vaccination status of NP-AFP cases among children aged 6-59 months 2013 - 2014 - 2015:



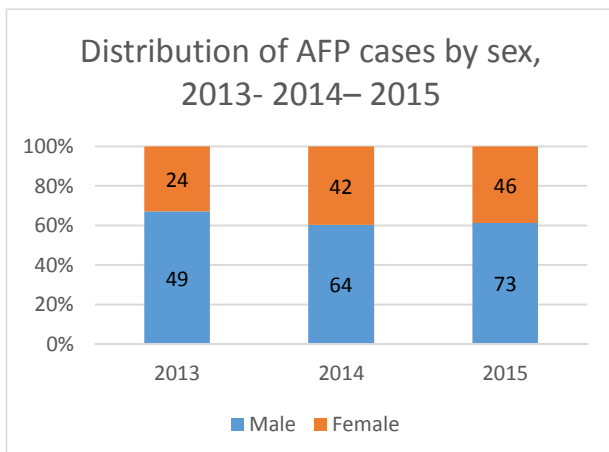
Vaccination status of AFP cases among children 6-59 months, by governorate, 2015



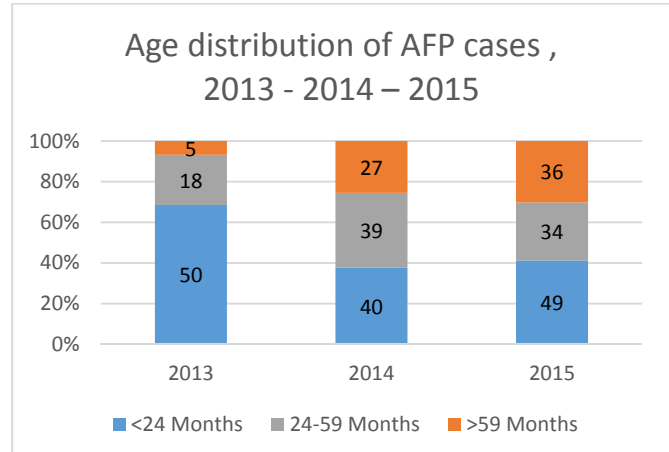
Distribution of AFP cases - 2015



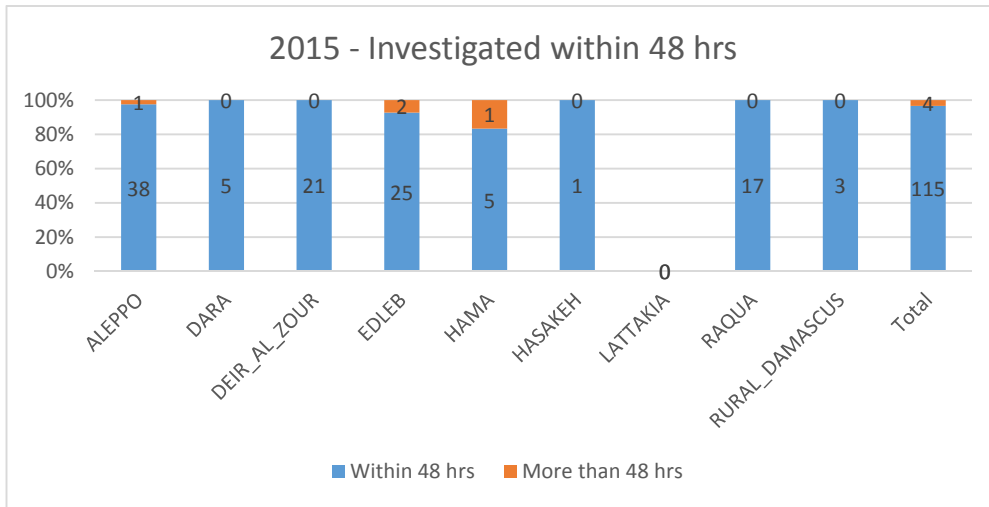
Sex Distribution AFP Cases



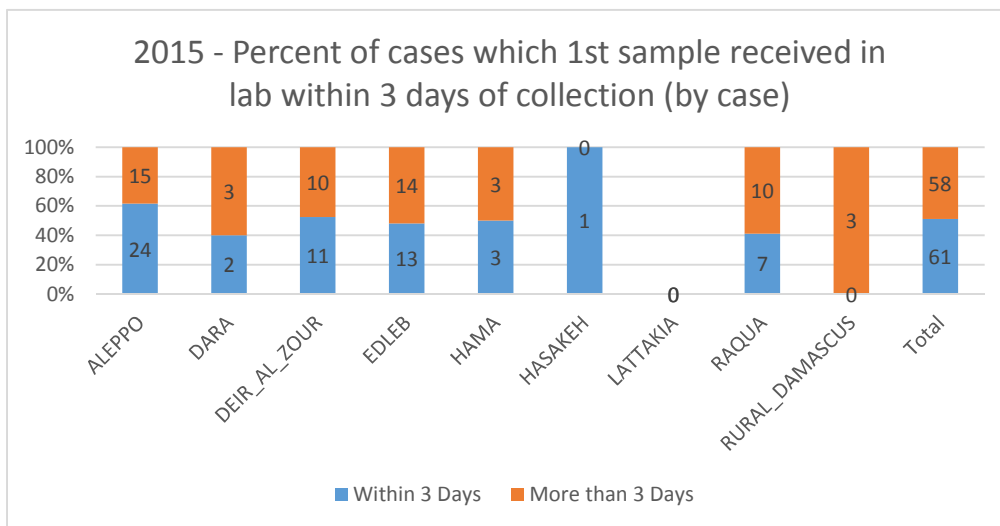
Age Distribution AFP Cases by month



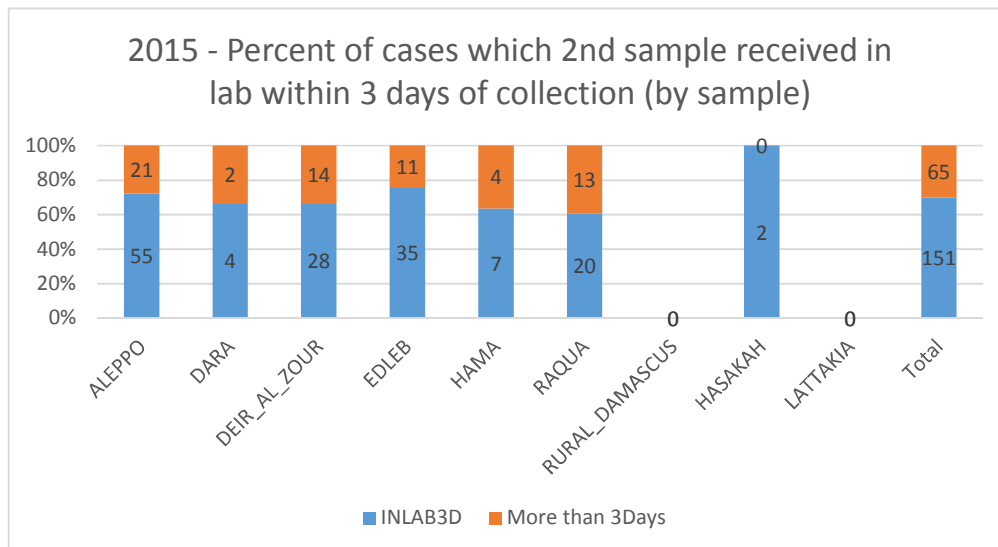
Investigation within 48 hours of detection, Syria, 2015



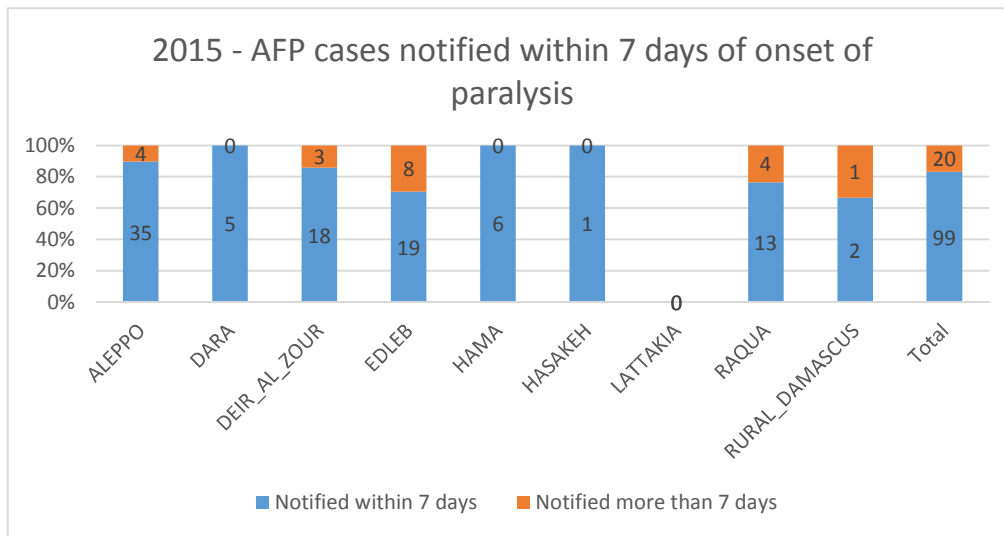
2015 - Percent of cases which 1st sample received in lab within 3 days of collection (by case)



2015 - Percent of cases which 2nd sample received in lab within 3 days of collection (by sample)



2015 - AFP cases notified within 7 days of onset of paralysis



Completeness and Timeliness

