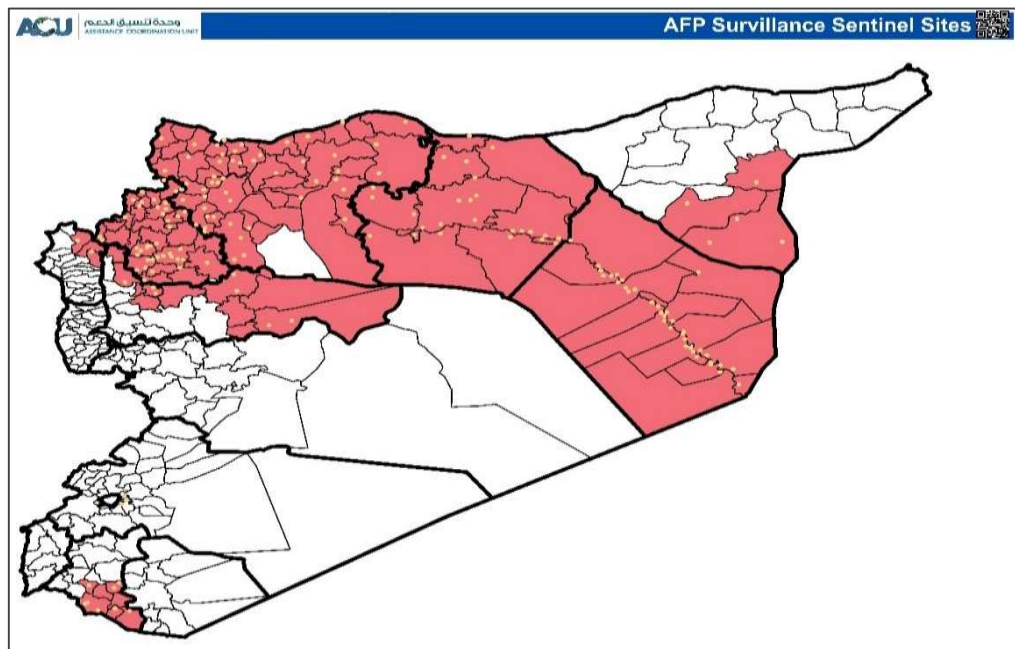


## AFP Surveillance Coverage Map - 2015



## Highlights

### Year 2013

- » 253 AFP cases have been reported (out of which 73 AFP cases have been reported by EWARN).
- » The total confirmed Wild Polio Virus (WPV) cases in 2013 were 35 cases ( out of which 13 WPV cases have been detected by EWARN, 10 in Deir-ez-Zor, 2 in Aleppo and 1 in Idleb).
- » 46 cases have been classified as compatible cases (out of which 34 cases reported by EWARN).
- » Key surveillande indicators (N. Syria by EWARN): Non-polio AFP rate (0.6), Stool Adequacy rate (18%), NPEV Isolation rate (13%) and Sabin-like Virus Isolation (6% ).

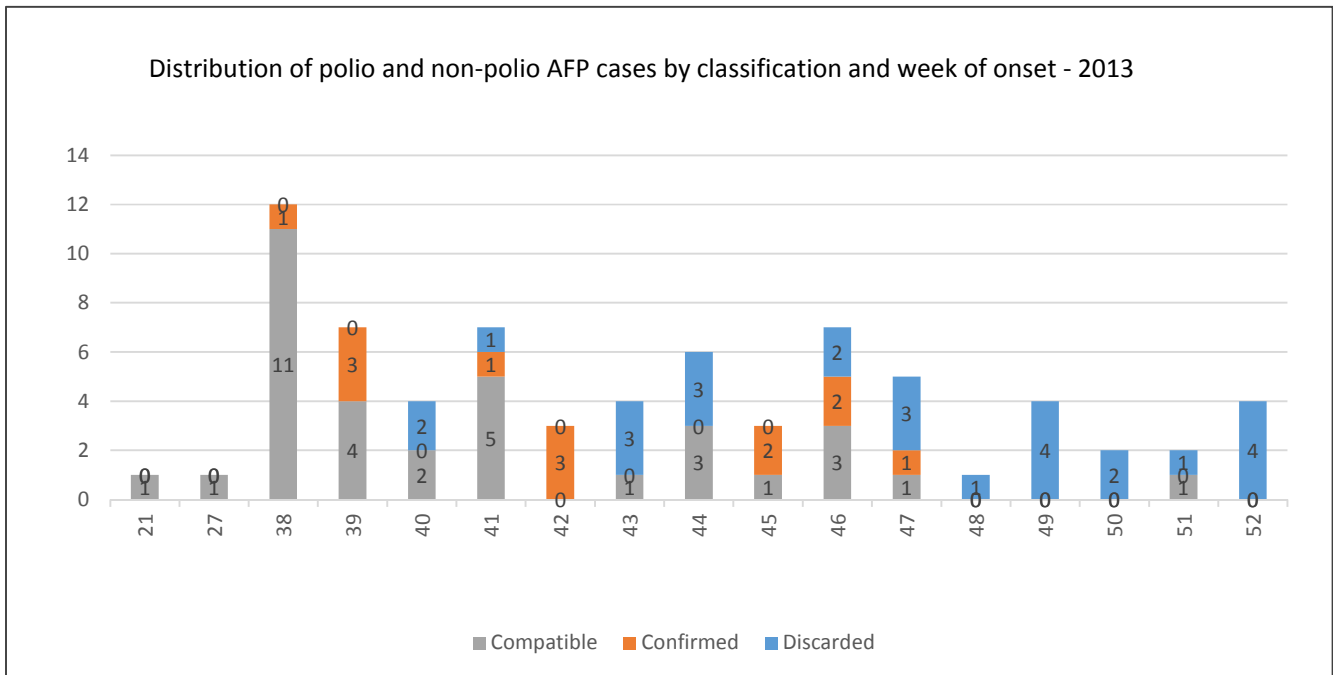
### Year 2014 (by EWARN)

- » 106 AFP cases have been reported.
- » 1 WPV has been detected, the onset date was: 21 Jan 2014.
- » 4 cases have been classified as compatible cases.
- » Key surveillande indicators: Non-polio AFP rate (2.4), Stool Adequacy rate (62%), NPEV Isolation rate (36%) and Sabin-like Virus Isolation (4.4% ).

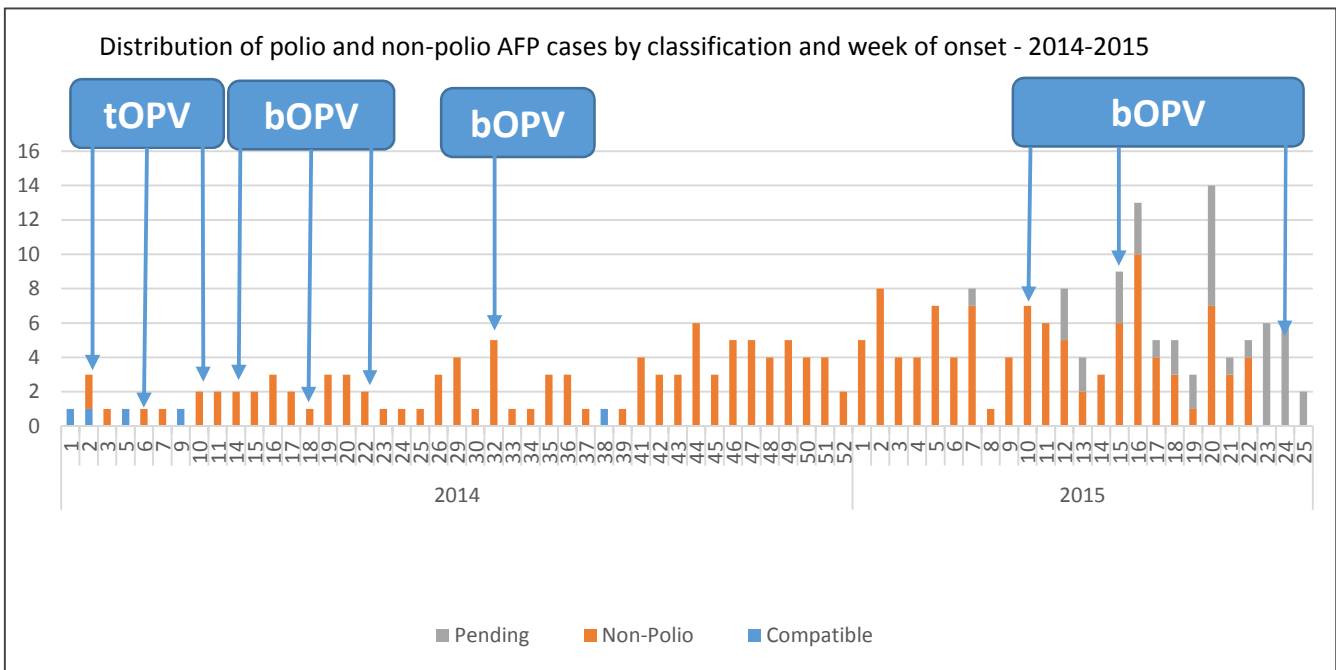
### Year 2015 (by EWARN)

- » **145** AFP cases were reported up to week **26** - 2015.
- » No new Polio (WPV) case since last update.
- » Key surveillande indicators: Non-polio AFP rate (**5.4**), Stool Adequacy rate (**79%**), NPEV Isolation rate (**10%**) and Sabin-like Virus Isolation (**2.1%** ).

**2013: Distribution of polio and non-polio AFP cases by classification and week of onset**



**2014-2015: Distribution of polio and non-polio AFP cases by classification and week of onset**



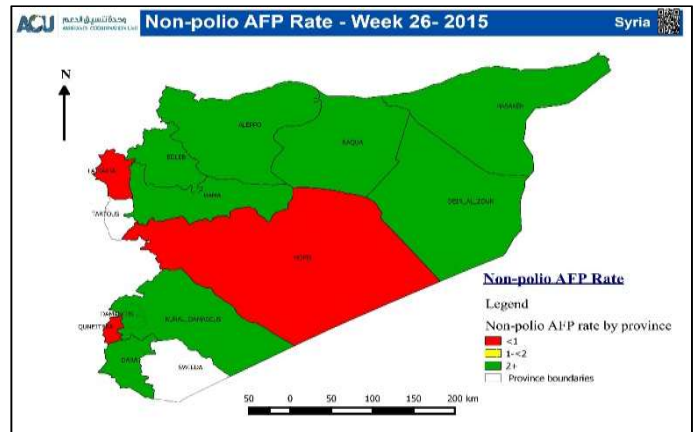
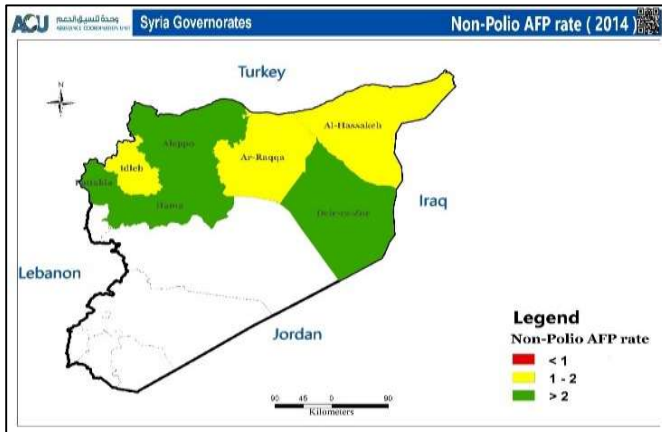
**2014 - Classification of AFP cases and surveillande indicators by governorates**

Governorate	Population under 15	Total AFP	Confirmed	Compatible	discarded	Pending final classification	Pending lab result	Non-polio AFP rate	Cases with adequate specimens %	NPEV %	Sabin like %	Expected No of AFP cases
Deir-ez-Zor	805,440	32	0	3	29	0	0	3.6	43.8	51.0	0.0	16
Aleppo	1,743,765	43	0	1	42	0	0	2.4	81.4	32.4	5.4	34
Hama	121,109	3	0	0	3	0	0	2.5	100.0	33.0	0.0	2
Al-Hasakeh	116,190	2	0	0	2	0	0	1.7	0.0	0.0	0.0	2
Idleb	724,887	12	0	0	12	0	0	1.7	58.3	30.0	10.0	14
Ar-Raqqa	690,882	13	0	1	12	0	0	1.9	46.2	27.2	9.0	14
Lattakia	14,954	1	0	0	1	0	0	6.7	100.0	0.0	0.0	1
<b>Total</b>	<b>4,265,458</b>	<b>106</b>	<b>0</b>	<b>5</b>	<b>101</b>	<b>0</b>	<b>0</b>	<b>2.4</b>	<b>62.3</b>	<b>36.0</b>	<b>4.4</b>	<b>85</b>

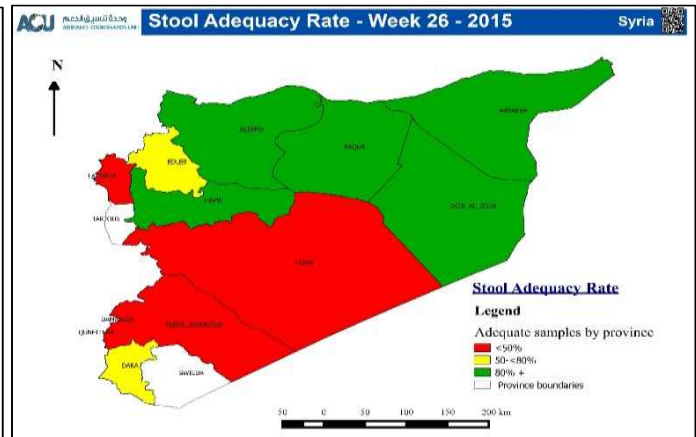
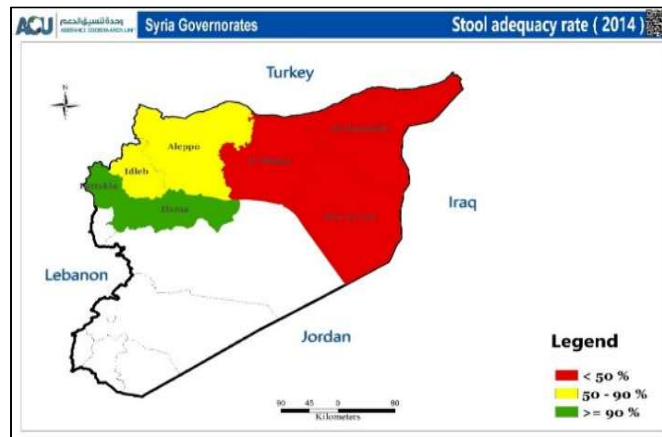
**2015 - Classification of AFP cases and surveillande indicators by governorates**

Governorate	Population under 15	Total AFP	Confirmed	Compatible	discarded	Pending final classification	Pending lab result	Non-polio AFP rate	Cases with adequate specimens %	NPEV %	Sabin like %	Expected No of AFP cases
Aleppo	1,900,725	51	0	0	36	15	10	5.4	84.0	12.0	0.0	38
Dar'a	137,948	7	0	0	3	4	3	10.2	71.0	0.0	0.0	3
Deir-ez-Zor	939,292	25	0	0	20	5	3	5.3	88.0	16.0	4.0	19
Idleb	815,499	34	0	0	20	14	7	8.4	62.0	6.0	5.9	16
Hama	135,034	6	0	0	5	1	0	8.9	83.0	33.0	0.0	3
Al-Hasakeh	172,150	2	0	0	2	0	0	2.3	100.0	0.0	0.0	3
Homs	135,000	0	0	0	0	0	0	0.0	0.0	0.0	0.0	3
Lattakia	16,954	0	0	0	0	0	0	0.0	0.0	0.0	0.0	0
Quneitra	36,200	0	0	0	0	0	0	0.0	0.0	0.0	0.0	1
Ar-Raqqa	676,767	17	0	0	17	0	0	5.0	94.0	6.0	0.0	14
Rural Damascus	102,766	3	0	0	2	1	0	5.9	0.0	0.0	0.0	2
<b>Total</b>	<b>5,068,335</b>	<b>145</b>	<b>0</b>	<b>0</b>	<b>105</b>	<b>40</b>	<b>23</b>	<b>5.4</b>	<b>79.0</b>	<b>10.0</b>	<b>2.1</b>	<b>101</b>

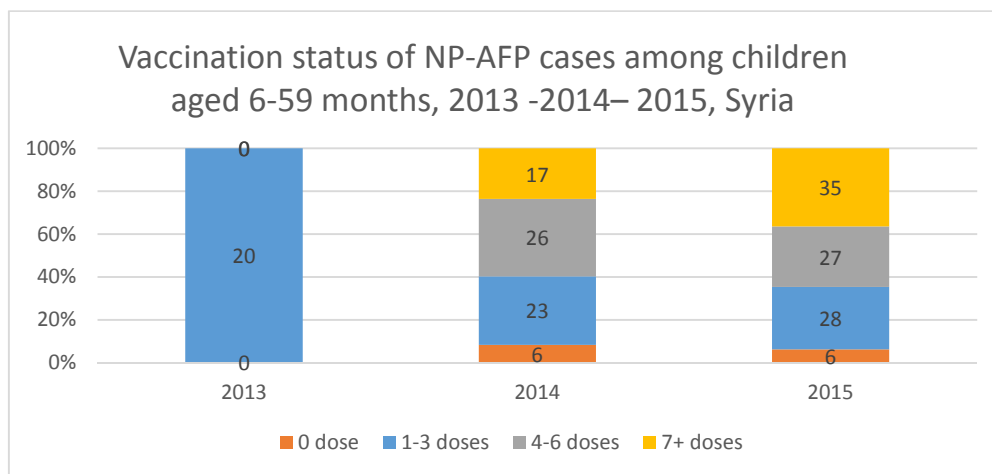
## Non-polio AFP rate by Governorate 2014 - 2015.



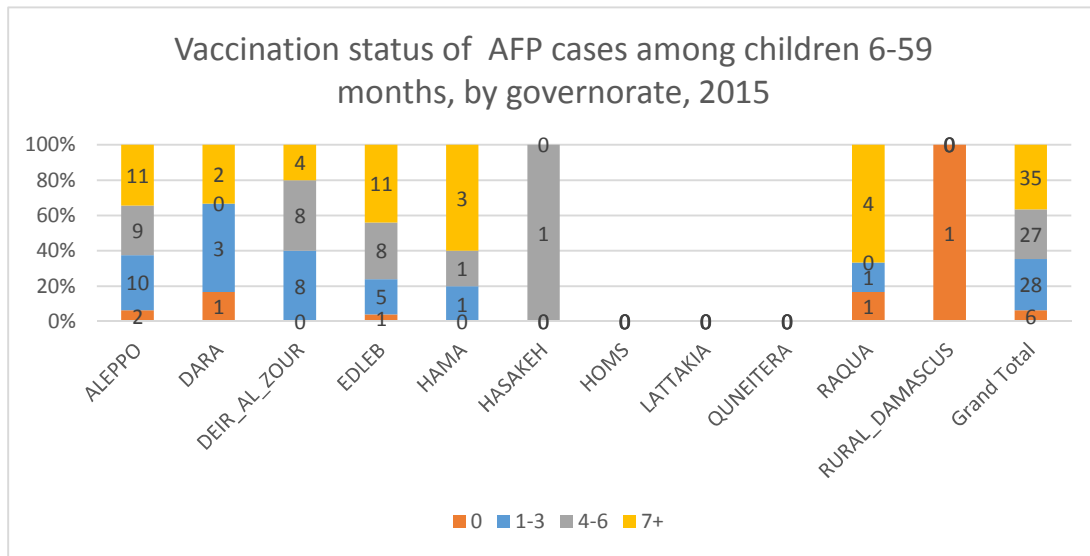
## Stool Adequacy rate by Governorate 2014-2015.



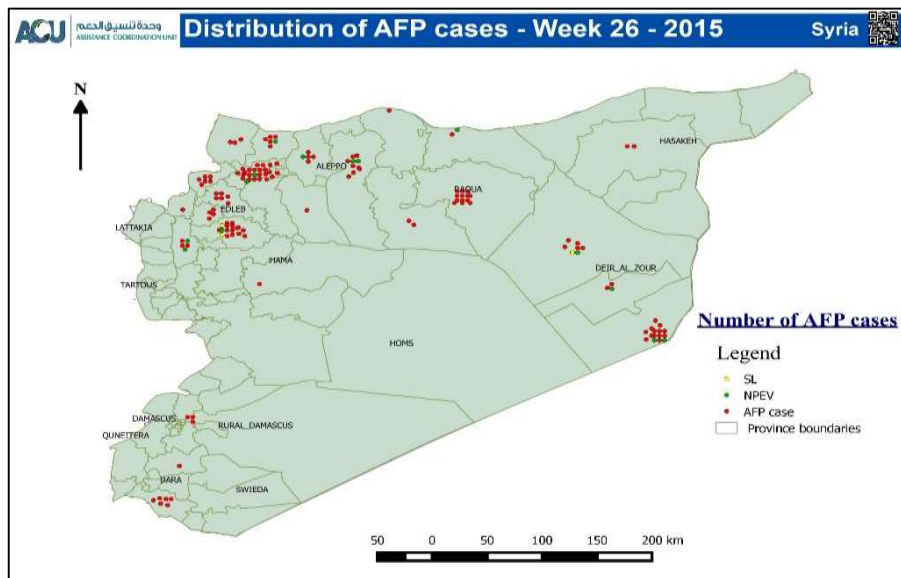
## Vaccination status of NP-AFP cases among children aged 6-59 months 2013 - 2014 - 2015:



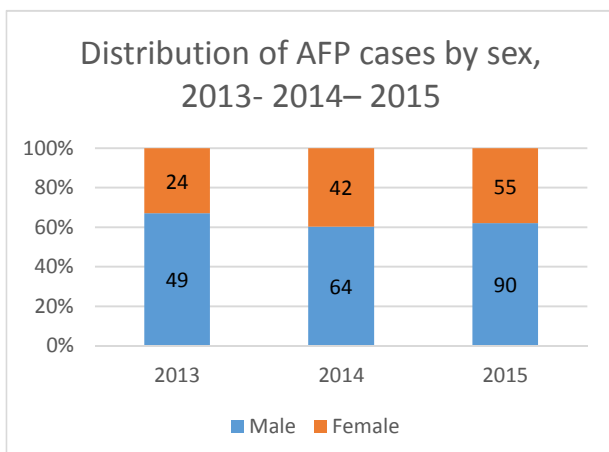
**Vaccination status of AFP cases among children 6-59 months, by governorate, 2015**



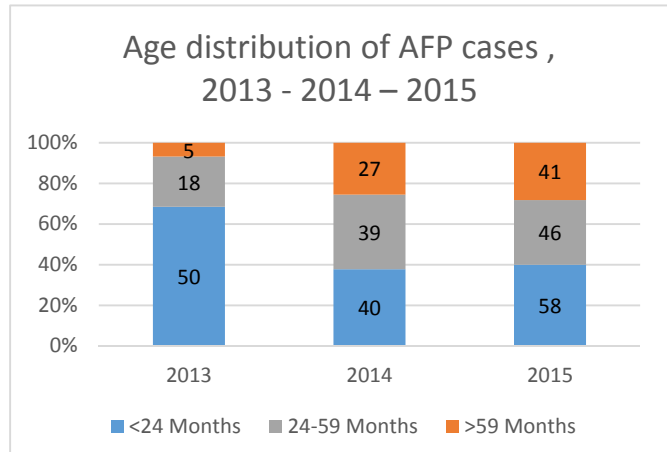
**Distribution of AFP cases - 2015**



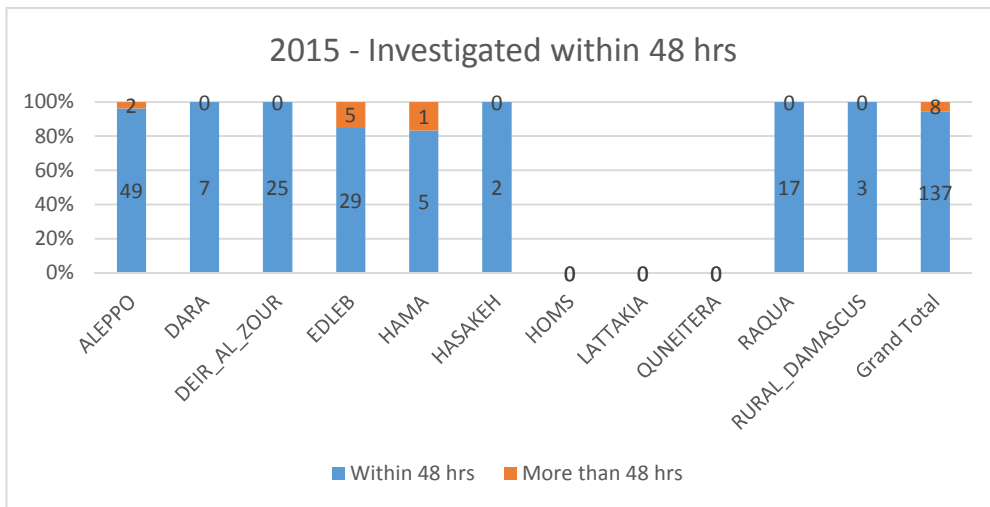
**Sex Distribution AFP Cases**



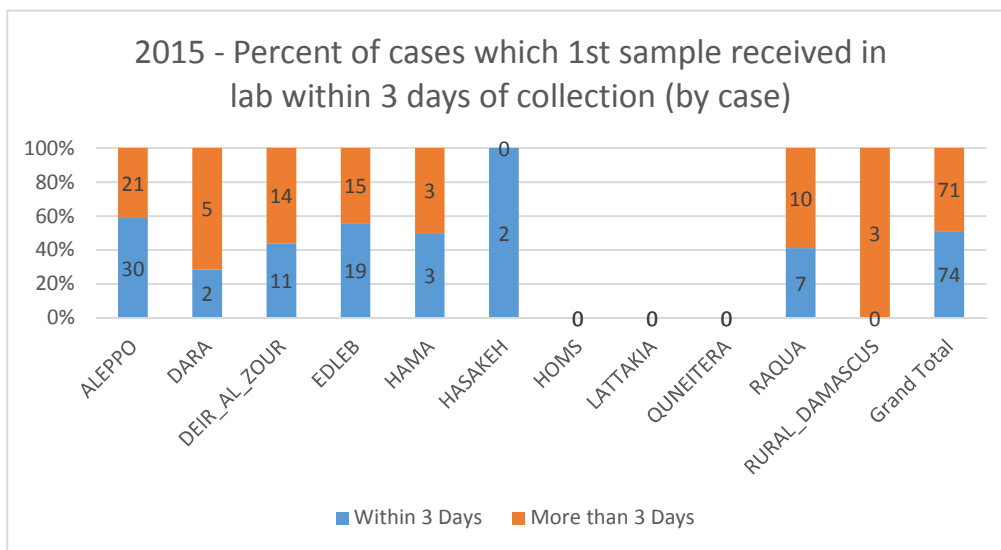
**Age Distribution AFP Cases by month**



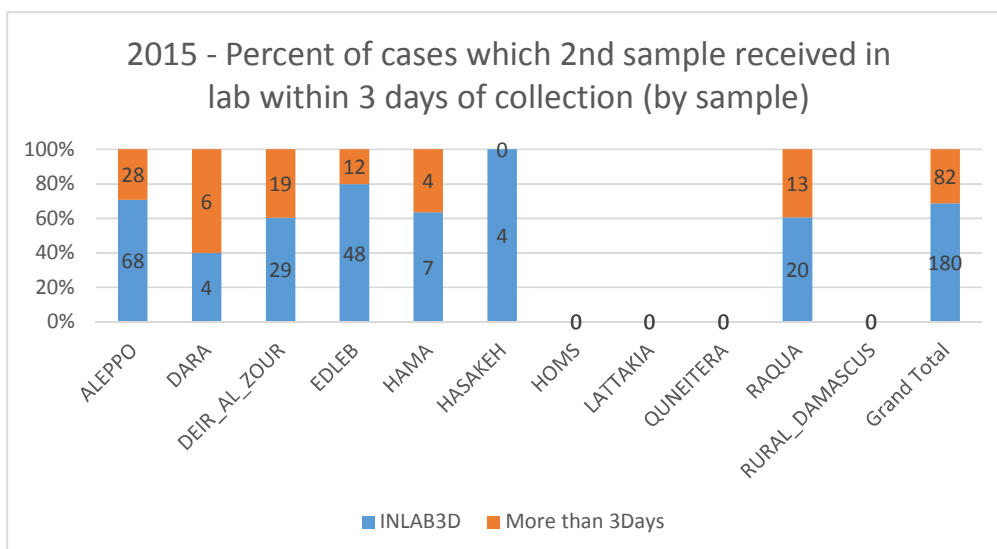
**Investigation within 48 hours of detection, Syria, 2015**



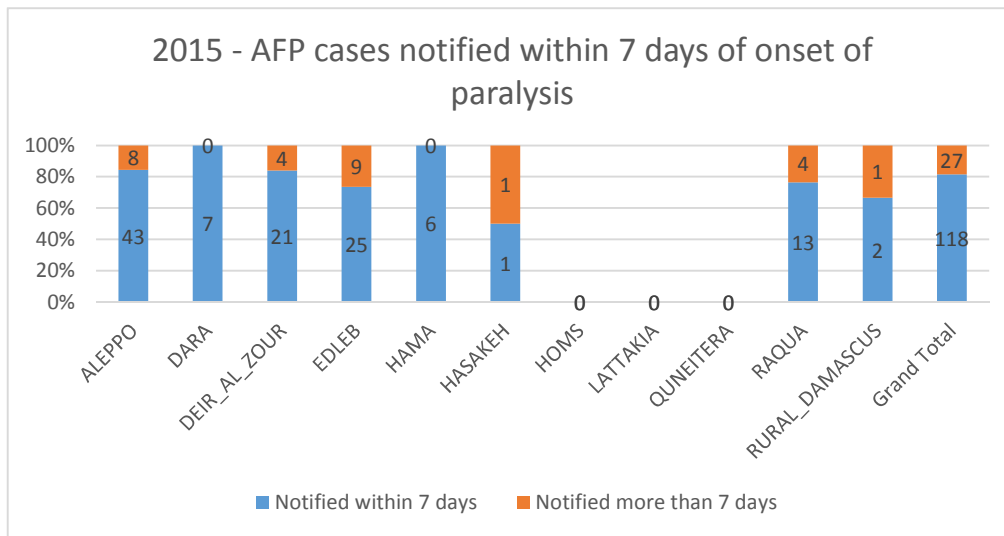
**2015 - Percent of cases which 1st sample received in lab within 3 days of collection (by case)**



**2015 - Percent of cases which 2nd sample received in lab within 3 days of collection (by sample)**



## 2015 - AFP cases notified within 7 days of onset of paralysis



## Completeness and Timeliness

