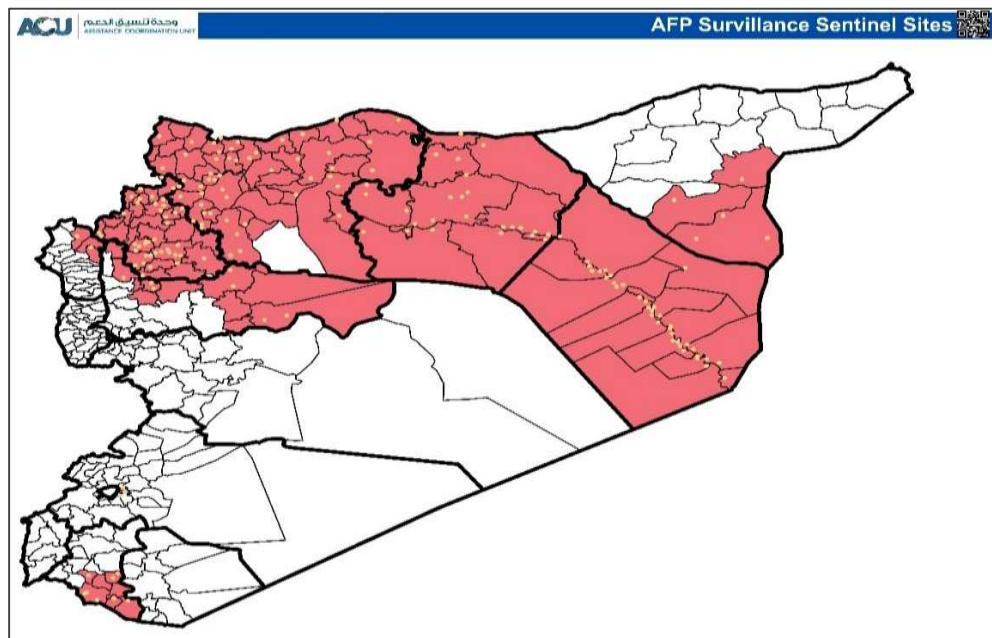


AFP Surveillance Coverage Map - 2015



Highlights

Year 2013

- » (253) AFP cases have been reported (out of which 73 AFP cases have been reported by EWARN).
- » The total confirmed Wild Polio Virus (WPV) cases in 2013 were 35 cases (out of which 13 WPV cases have been detected by EWARN, 10 in Deir-ez-Zor, 2 in Aleppo and 1 in Idleb).
- » (46) cases have been classified as compatible cases (out of which 34 cases reported by EWARN).
- » Key surveillande indicators (N. Syria by EWARN): Non-polio AFP rate (0.6), Stool Adequacy rate (18%), NPEV Isolation rate (13%) and Sabin-like Virus Isolation (6%).

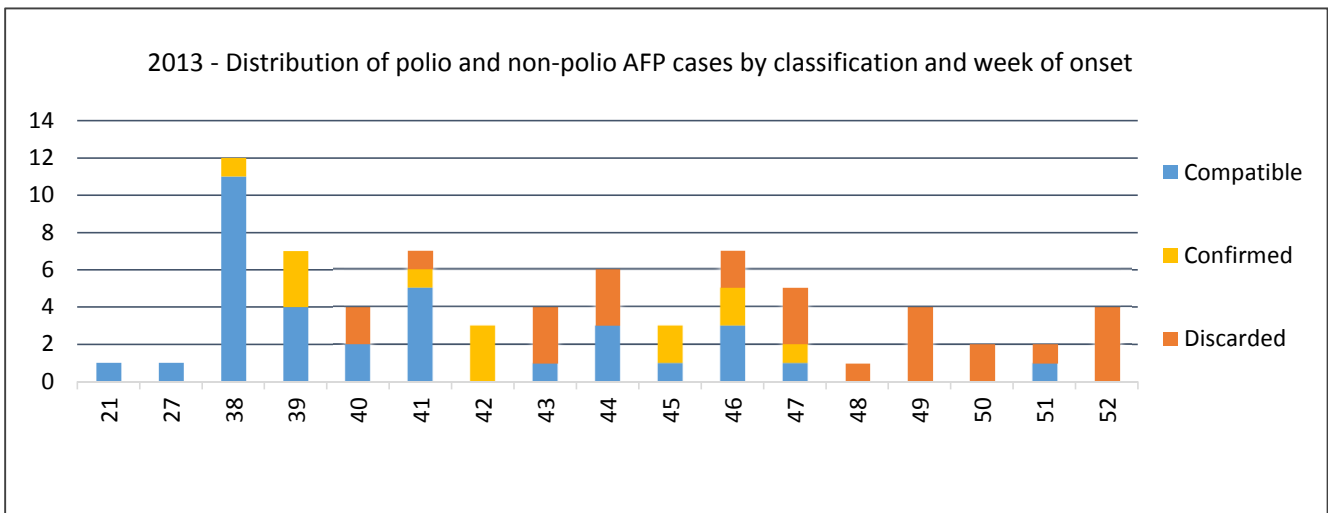
Year 2014 (by EWARN)

- » (106) AFP cases have been reported.
- » (1) WPV has been detected, the onset date was: 21 Jan 2014.
- » (4) cases have been classified as compatible cases.
- » Key surveillande indicators: Non-polio AFP rate (2.4), Stool Adequacy rate (62%), NPEV Isolation rate (36%) and Sabin-like Virus Isolation (4.4%).

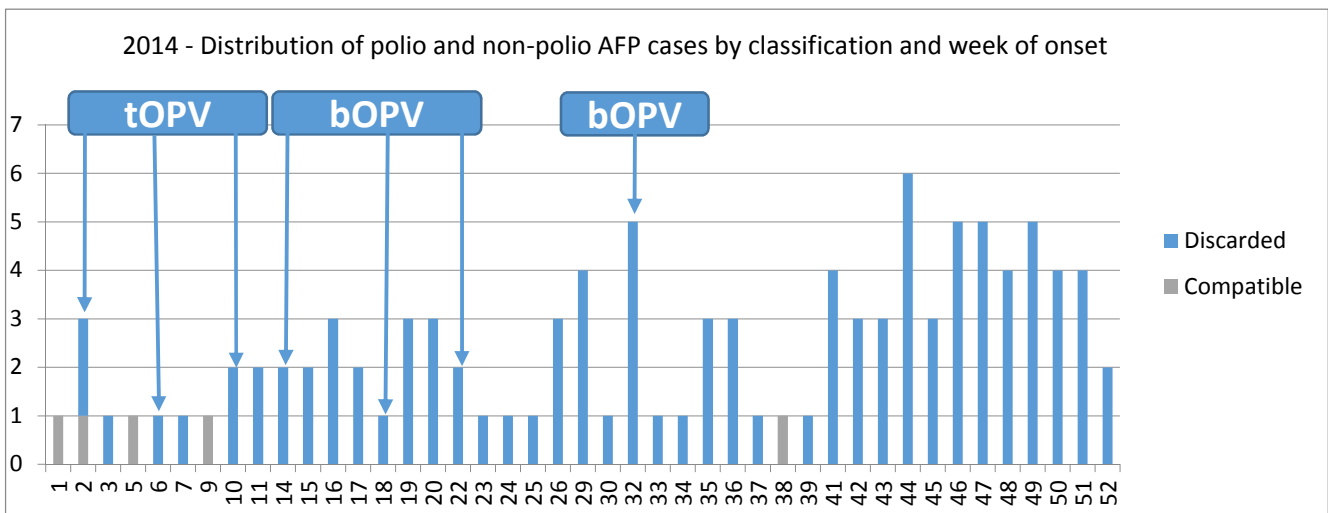
Year 2015 (by EWARN)

- » (161) AFP cases were reported up to week (30) - 2015
- » No new Polio (WPV) case since last update.
- » Key surveillande indicators: Non-polio AFP rate (5.5), Stool Adequacy rate (80%), NPEV Isolation rate (11%) and Sabin-like Virus Isolation (1.2%).

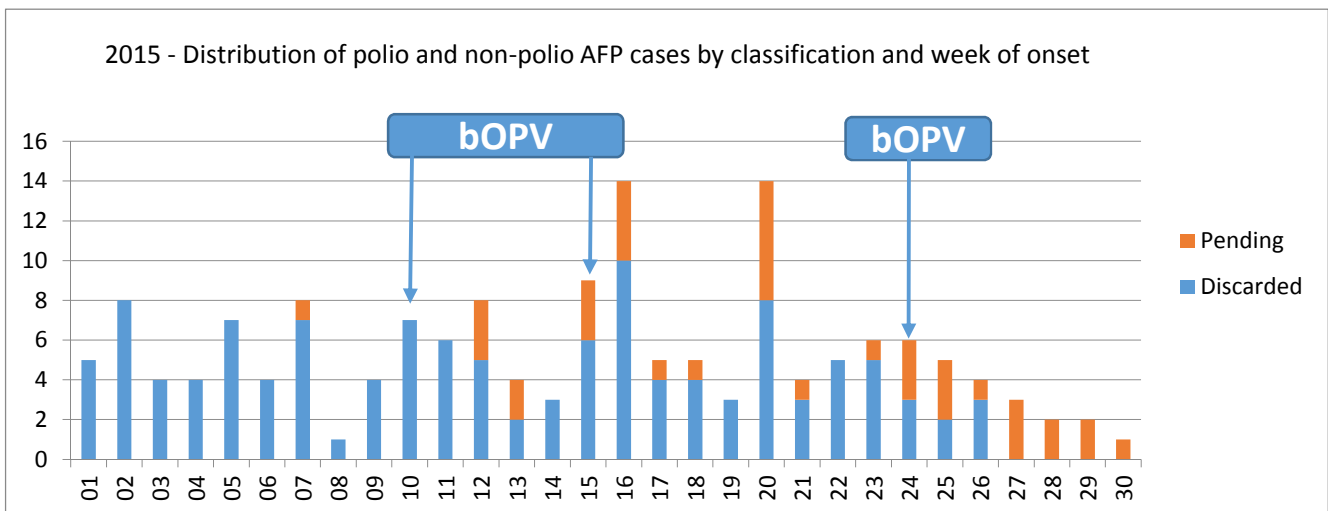
2013 - Distribution of polio and non-polio AFP cases by classification and week of onset



2014 - Distribution of polio and non-polio AFP cases by classification and week of onset



2015 - Distribution of polio and non-polio AFP cases by classification and week of onset



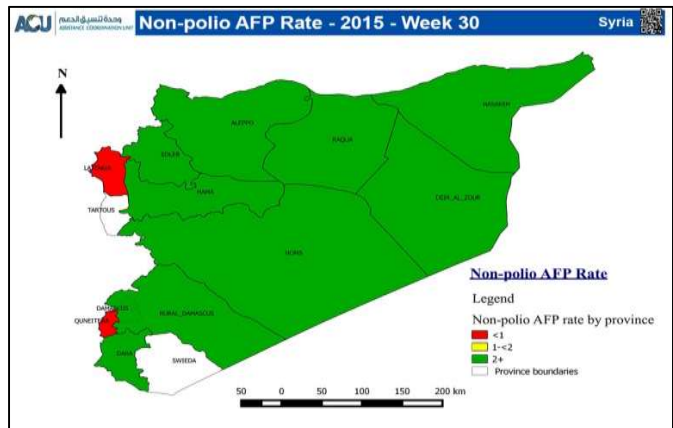
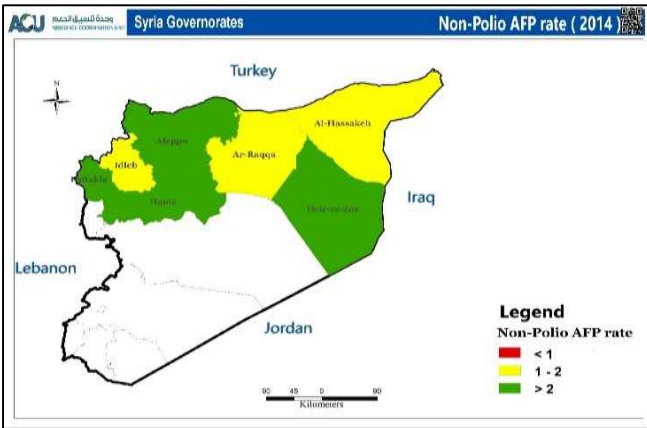
2014 - Classification of AFP cases and surveillande indicators by governorates

Governorate	Population under 15	Total AFP	Confirmed	Compatible	discarded	Pending final classification	Pending lab result	Non-polio AFP rate	Cases with adequate specimens %	NPEV %	Sabin like %	Expected No of AFP cases
Aleppo	1,743,765	43	0	1	42	0	0	● 2.4	● 81.4	● 32.4	● 5.4	34
Idleb	724,887	12	0	0	12	0	0	● 1.7	● 58.3	● 30.0	● 10.0	14
Al-Hasakeh	116,190	2	0	0	2	0	0	● 1.7	● 0.0	● 0.0	● 0.0	2
Hama	121,109	3	0	0	3	0	0	● 2.5	● 100.0	● 33.0	● 0.0	2
Ar-Raqqa	690,882	13	0	1	12	0	0	● 1.9	● 46.2	● 27.2	● 9.0	14
Lattakia	14,954	1	0	0	1	0	0	● 6.7	● 100.0	● 0.0	● 0.0	1
Deir-ez-Zor	805,440	32	0	3	29	0	0	● 3.6	● 43.8	● 51.0	● 0.0	16
Total	4,217,227	106	0	5	101	0	0	● 2.4	● 62.3	● 36.0	● 4.4	83

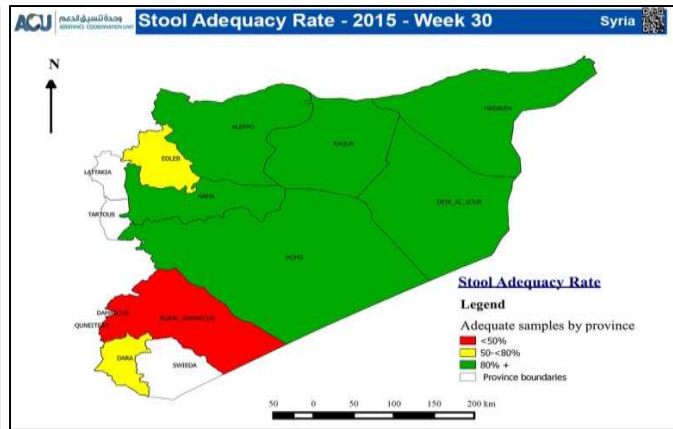
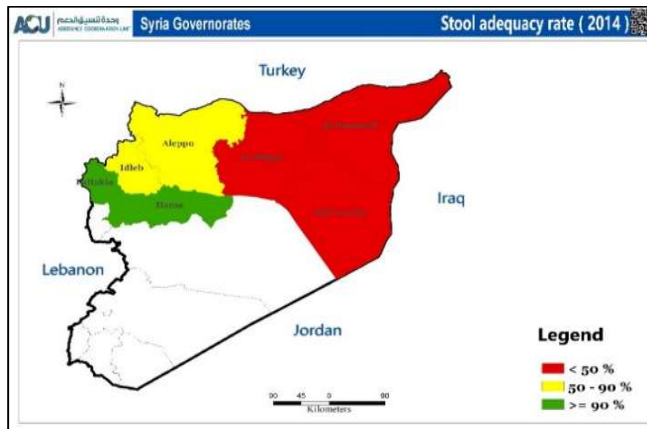
2015 - Classification of AFP cases and surveillande indicators by governorates

Governorate	Population under 15	Total AFP	Confirmed	Compatible	discarded	Pending final classification	Pending lab result	Non-polio AFP rate	Cases with adequate specimens %	NPEV %	Sabin like %	Expected No of AFP cases
Aleppo	1,900,725	59	0	0	46	13	7	● 5.4	● 86.4	● 13.6	● 0.0	38
Idleb	815,499	37	0	0	26	11	1	● 7.9	● 62.2	● 5.4	● 2.7	16
Hama	135,034	6	0	0	5	1	0	● 7.7	● 83.3	● 33.3	● 0.0	3
Lattakia	16,954	0	0	0	0	0	0	● 0.0	● 0.0	● 0.0	● 0.0	0
Ar-Raqqa	676,767	17	0	0	17	0	0	● 4.4	● 94.1	● 5.9	● 0.0	14
Deir-ez-Zor	939,292	26	0	0	21	5	3	● 4.8	● 88.5	● 15.4	● 3.8	19
Al-Hasakeh	172,150	3	0	0	3	0	0	● 3.0	● 100.0	● 0.0	● 0.0	3
Homs	171,304	2	0	0	0	2	2	● 2.0	● 100.0	● 0.0	● 0.0	3
Rural Damascus	102,766	3	0	0	2	1	0	● 5.1	● 0.0	● 0.0	● 0.0	2
Dar'a	137,948	8	0	0	3	5	3	● 10.1	● 62.5	● 0.0	● 0.0	3
Quneitra	36,200	0	0	0	0	0	0	● 0.0	● 0.0	● 0.0	● 0.0	1
Total	5,104,639	161	0	0	123	38	16	● 5.5	● 80	● 11	● 1.2	102

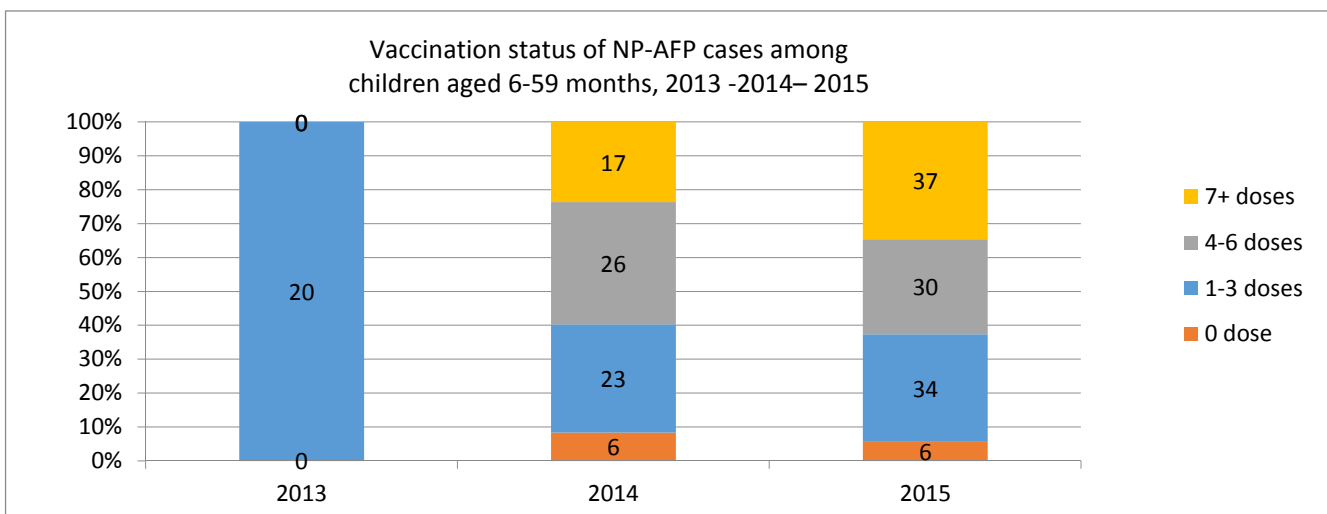
Non-polio AFP rate by Governorate 2014 - 2015.



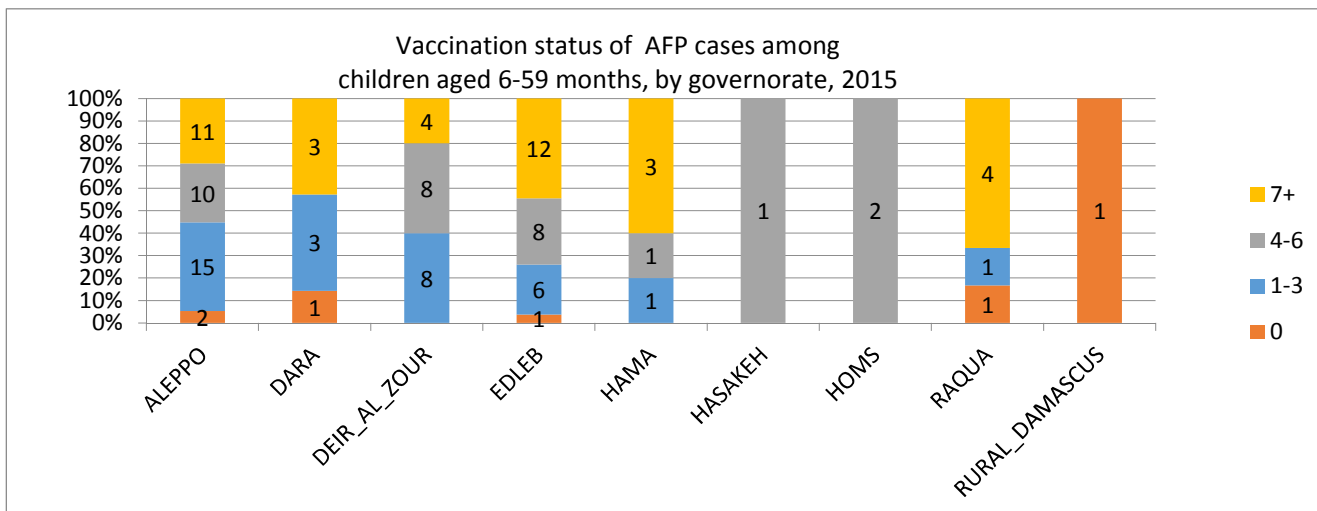
Stool Adequacy rate by Governorate 2014-2015.



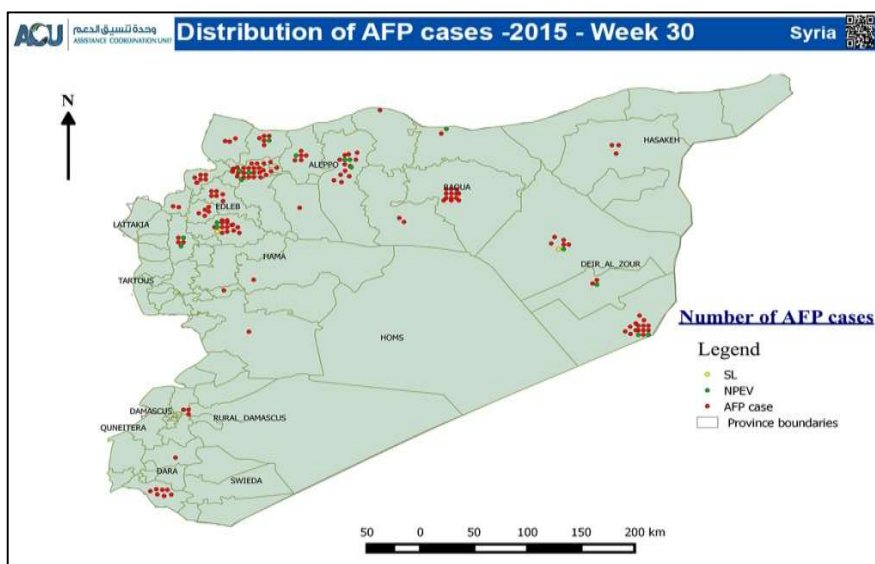
Vaccination status of NP-AFP cases among children aged 6-59 months 2013 - 2014 - 2015:



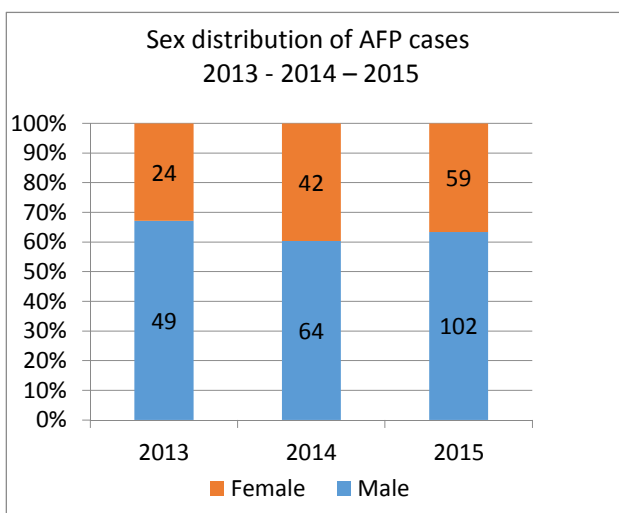
Vaccination status of AFP cases among children 6-59 months, by governorate, 2015



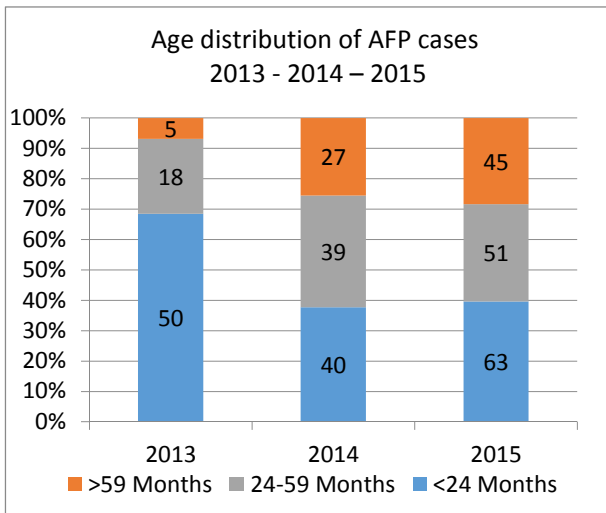
Distribution of AFP cases - 2015



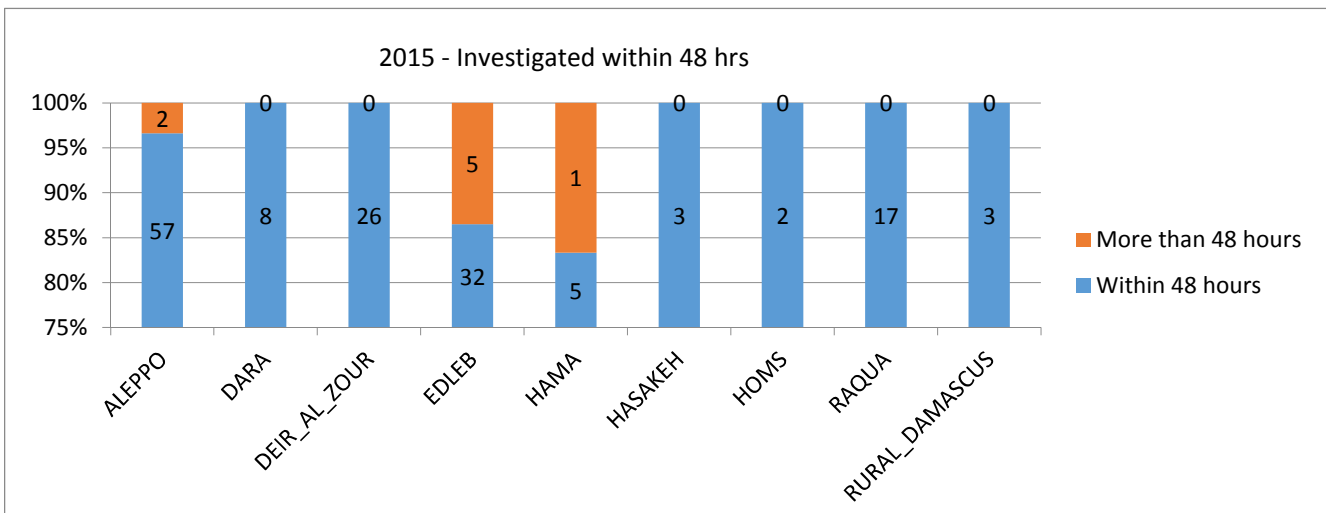
Sex Distribution AFP Cases



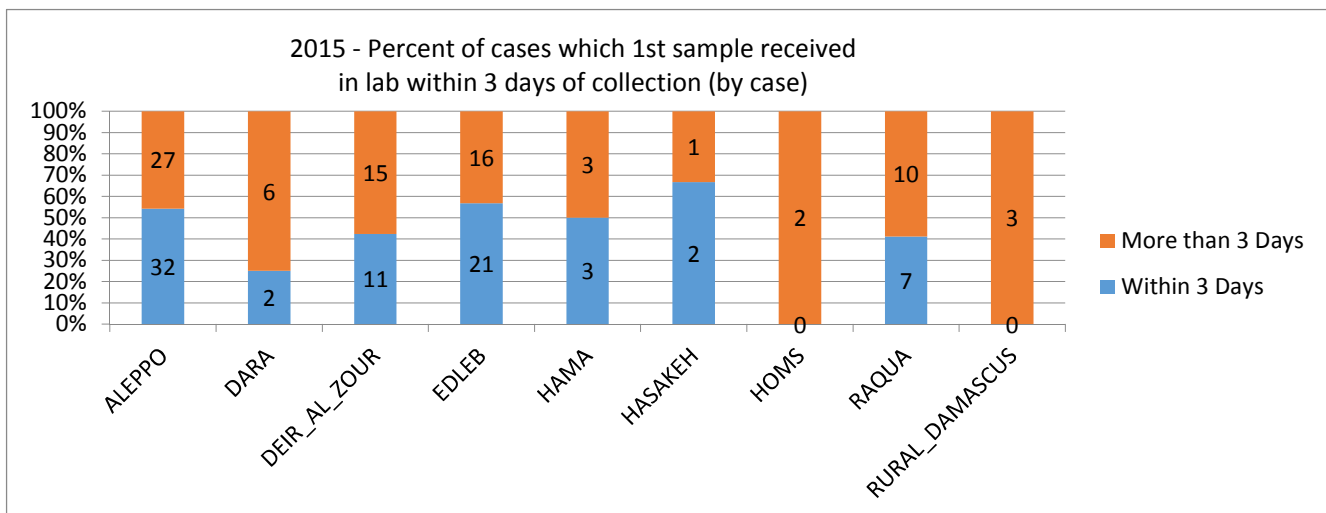
Age Distribution AFP Cases by month



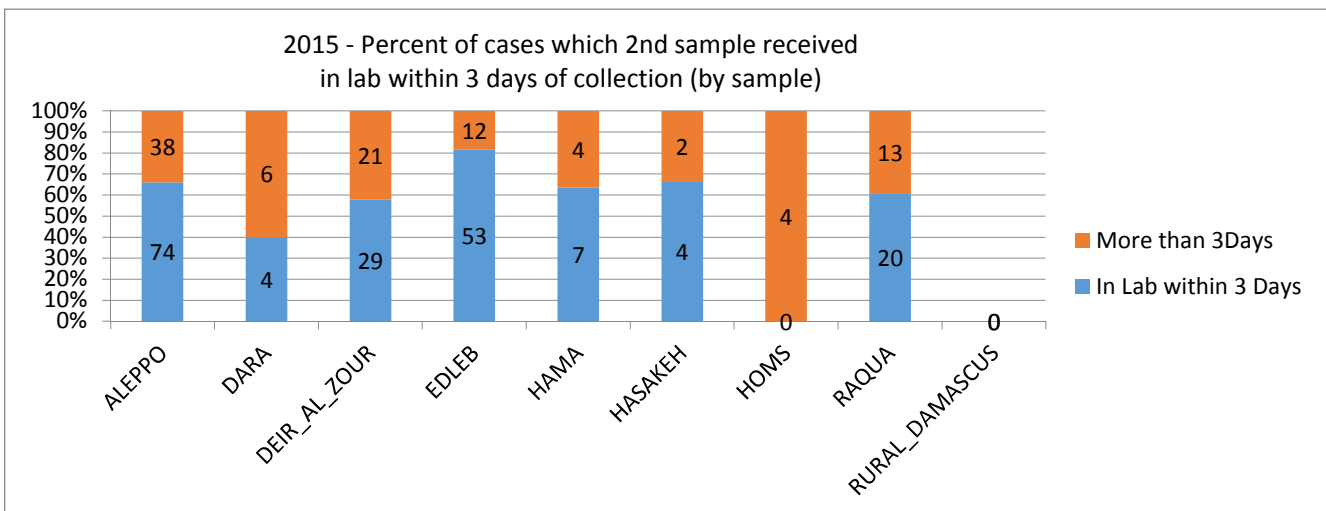
Investigation within 48 hours of detection, Syria, 2015



2015 - Percent of cases which 1st sample received in lab within 3 days of collection (by case)



2015 - Percent of cases which 2nd sample received in lab within 3 days of collection (by sample)



2015 - AFP cases notified within 7 days of onset of paralysis

