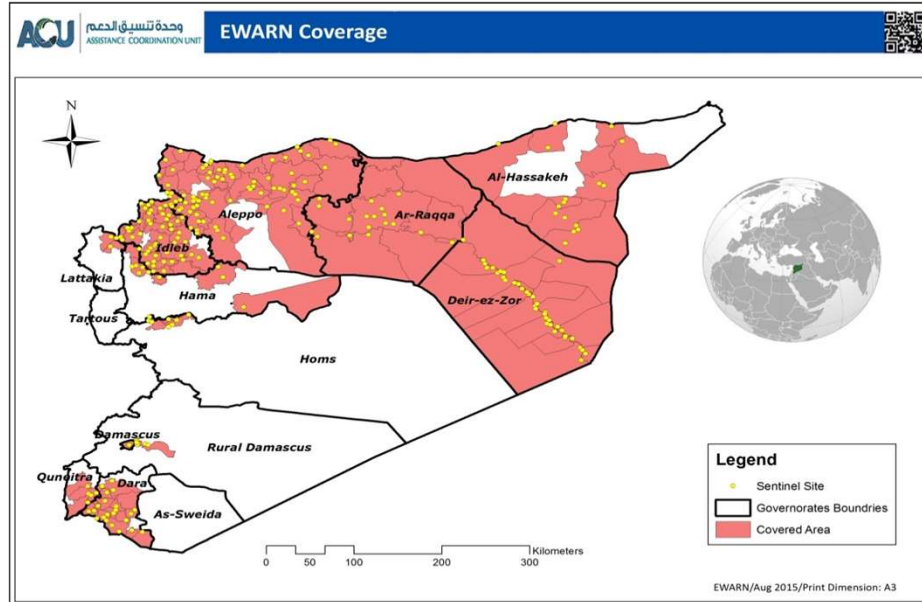


AFP Surveillance Coverage Map - 2015



Highlights

Year 2013

- » (253) AFP cases have been reported (out of which 73 AFP cases have been reported by EWARN).
- » The total confirmed Wild Polio Virus (WPV) cases in 2013 were 35 cases (out of which 13 WPV cases have been detected by EWARN, 10 in Deir-ez-Zor, 2 in Aleppo and 1 in Idleb).
- » (46) cases have been classified as compatible cases (out of which 34 cases reported by EWARN).
- » Key surveillande indicators (N. Syria by EWARN): Non-polio AFP rate (0.6), Stool Adequacy rate (18%), NPEV Isolation rate (13%) and Sabin-like Virus Isolation (6%).

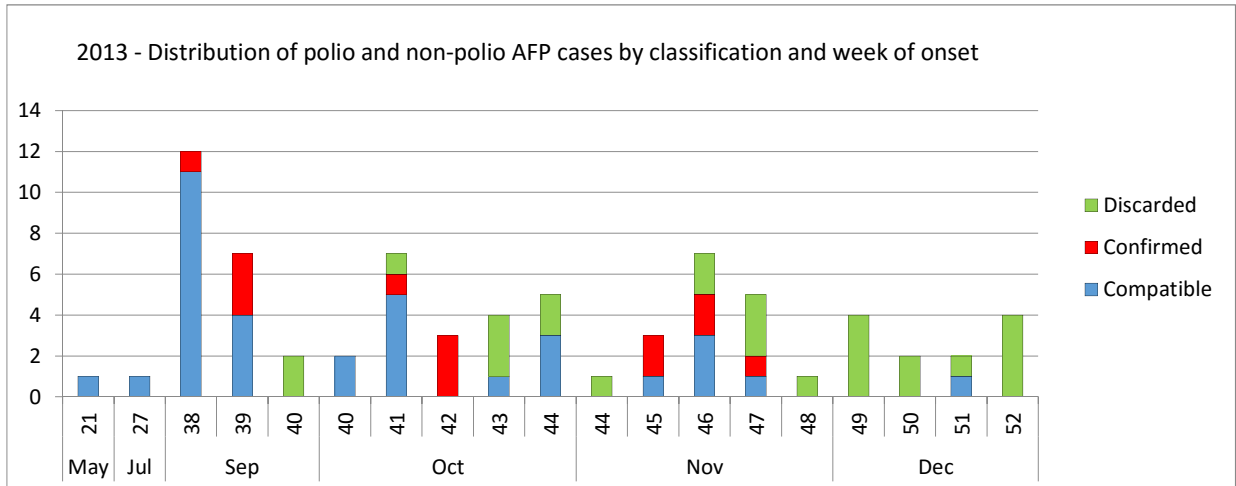
Year 2014 (by EWARN)

- » (106) AFP cases have been reported.
- » (1) WPV has been detected, the onset date was: 21 Jan 2014.
- » (4) cases have been classified as compatible cases.
- » Key surveillande indicators: Non-polio AFP rate (2.4), Stool Adequacy rate (62%), NPEV Isolation rate (36%) and Sabin-like Virus Isolation (4.4%).

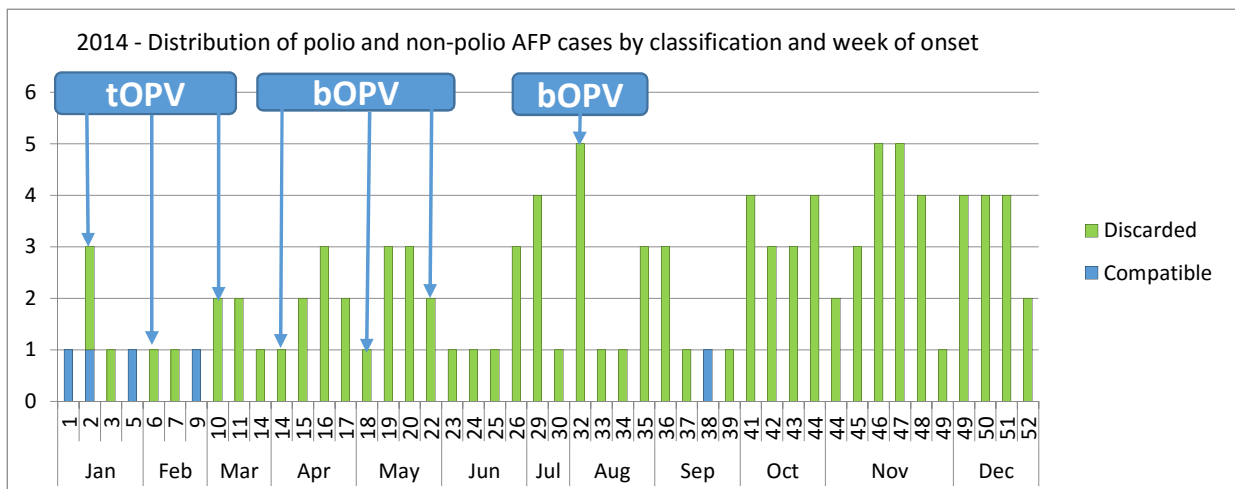
Year 2015 (by EWARN)

- » (188) AFP cases were reported up to week (35) - 2015
- » No new Polio (WPV) case since last update.
- » Key surveillande indicators: Non-polio AFP rate (5.4), Stool Adequacy rate (79%), NPEV Isolation rate (10%) and Sabin-like Virus Isolation (1.1%).

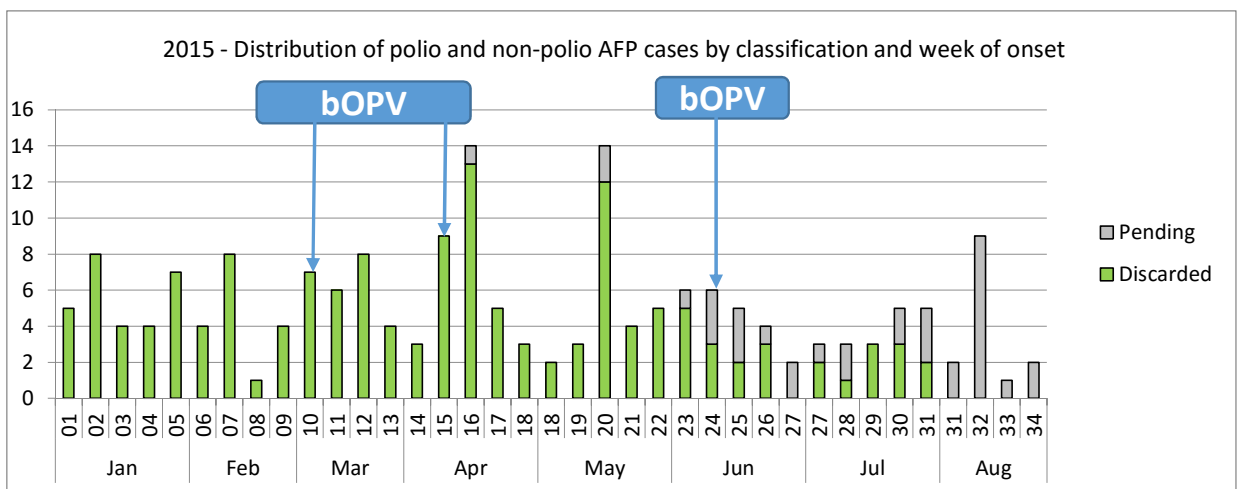
2013 - Distribution of polio and non-polio AFP cases by classification and week of onset



2014 - Distribution of polio and non-polio AFP cases by classification and week of onset



2015 - Distribution of polio and non-polio AFP cases by classification and week of onset



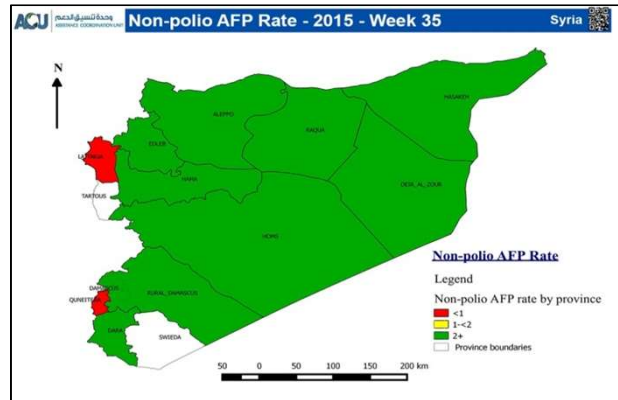
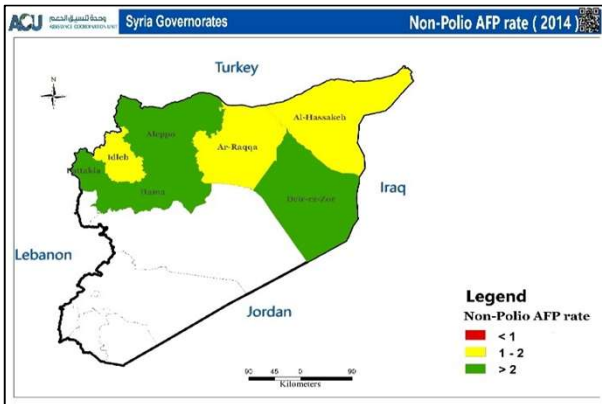
2014 - Classification of AFP cases and surveillande indicators by governorates

| Governorate | Population under 15 | Total AFP | Confirmed | Compatible | discarded | Pending final classification | Pending lab result | Non-polio AFP rate | Cases with adequate specimens % | NPEV % | Sabin like % | Expected No of AFP cases |
|--------------|---------------------|------------|-----------|------------|------------|------------------------------|--------------------|--------------------|---------------------------------|-----------|--------------|--------------------------|
| Aleppo | 1,743,765 | 43 | 0 | 1 | 42 | 0 | 0 | 2.4 | 81.4 | 32.4 | 5.4 | 34 |
| Idleb | 724,887 | 12 | 0 | 0 | 12 | 0 | 0 | 1.7 | 58.3 | 30.0 | 10.0 | 14 |
| Al-Hasakeh | 116,190 | 2 | 0 | 0 | 2 | 0 | 0 | 1.7 | 0.0 | 0.0 | 0.0 | 2 |
| Hama | 121,109 | 3 | 0 | 0 | 3 | 0 | 0 | 2.5 | 100.0 | 33.0 | 0.0 | 2 |
| Ar-Raqqa | 690,882 | 13 | 0 | 1 | 12 | 0 | 0 | 1.9 | 46.2 | 27.2 | 9.0 | 14 |
| Lattakia | 14,954 | 1 | 0 | 0 | 1 | 0 | 0 | 6.7 | 100.0 | 0.0 | 0.0 | 1 |
| Deir-ez-Zor | 805,440 | 32 | 0 | 3 | 29 | 0 | 0 | 3.6 | 43.8 | 51.0 | 0.0 | 16 |
| Total | 4,217,227 | 106 | 0 | 5 | 101 | 0 | 0 | 2.4 | 62.3 | 36 | 4.4 | 83 |

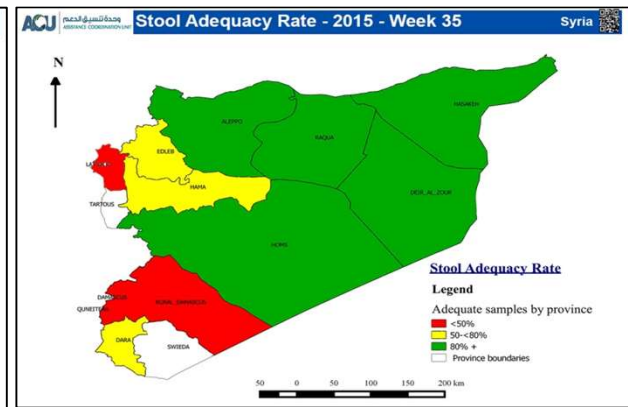
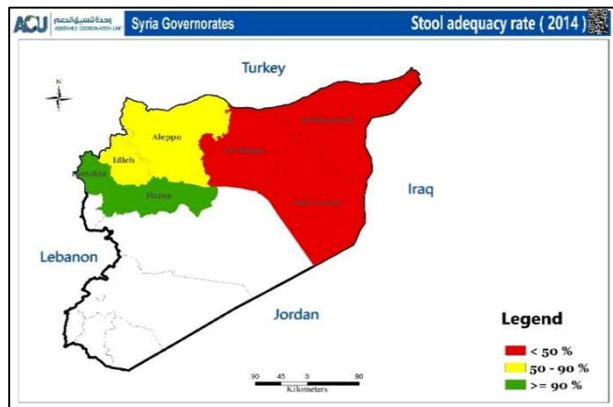
2015 - Classification of AFP cases and surveillande indicators by governorates

| Governorate | Population under 15 | Total AFP | Confirmed | Compatible | discarded | Pending final classification | Pending lab result | Non-polio AFP rate | Cases with adequate specimens % | NPEV % | Sabin like % | Expected No of AFP cases |
|----------------|---------------------|------------|-----------|------------|------------|------------------------------|--------------------|--------------------|---------------------------------|-----------|--------------|--------------------------|
| Aleppo | 1,900,725 | 65 | 0 | 0 | 59 | 6 | 5 | 5.0 | 87.7 | 13.8 | 0.0 | 38 |
| Idleb | 815,499 | 43 | 0 | 0 | 36 | 7 | 4 | 7.8 | 60.5 | 4.7 | 2.3 | 16 |
| Hama | 135,034 | 9 | 0 | 0 | 7 | 2 | 1 | 9.8 | 77.8 | 22.2 | 0.0 | 3 |
| Lattakia | 21,950 | 0 | 0 | 0 | 0 | 0 | 0 | 0.0 | 0.0 | 0.0 | 0.0 | 0 |
| Ar-Raqqa | 676,767 | 19 | 0 | 0 | 18 | 1 | 1 | 4.1 | 94.7 | 5.3 | 0.0 | 14 |
| Deir-ez-Zor | 939,292 | 33 | 0 | 0 | 23 | 10 | 10 | 5.2 | 87.9 | 12.1 | 3.0 | 19 |
| Al-Hasakeh | 172,150 | 3 | 0 | 0 | 3 | 0 | 0 | 2.6 | 100.0 | 0.0 | 0.0 | 3 |
| Homs | 171,304 | 5 | 0 | 0 | 0 | 5 | 4 | 4.3 | 80.0 | 0.0 | 0.0 | 3 |
| Rural Damascus | 102,766 | 3 | 0 | 0 | 3 | 0 | 0 | 4.3 | 0.0 | 0.0 | 0.0 | 2 |
| Dar'a | 201,955 | 8 | 0 | 0 | 4 | 4 | 3 | 5.8 | 62.5 | 0.0 | 0.0 | 4 |
| Quneitra | 36,200 | 0 | 0 | 0 | 0 | 0 | 0 | 0.0 | 0.0 | 0.0 | 0.0 | 1 |
| Total | 5,173,642 | 188 | 0 | 0 | 153 | 35 | 28 | 5.4 | 79 | 10 | 1.1 | 103 |

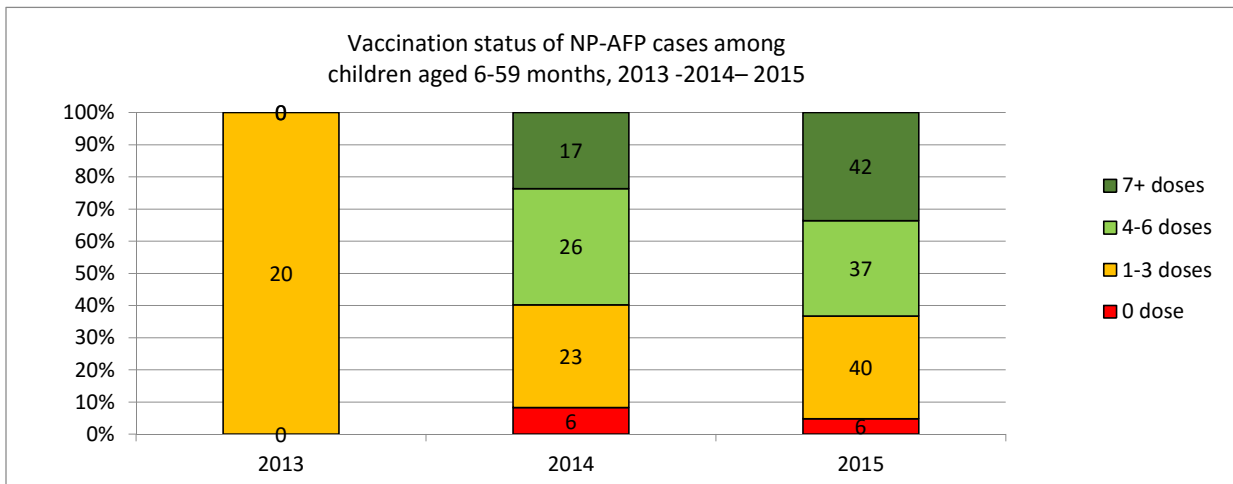
Non-polio AFP rate by Governorate 2014 - 2015.



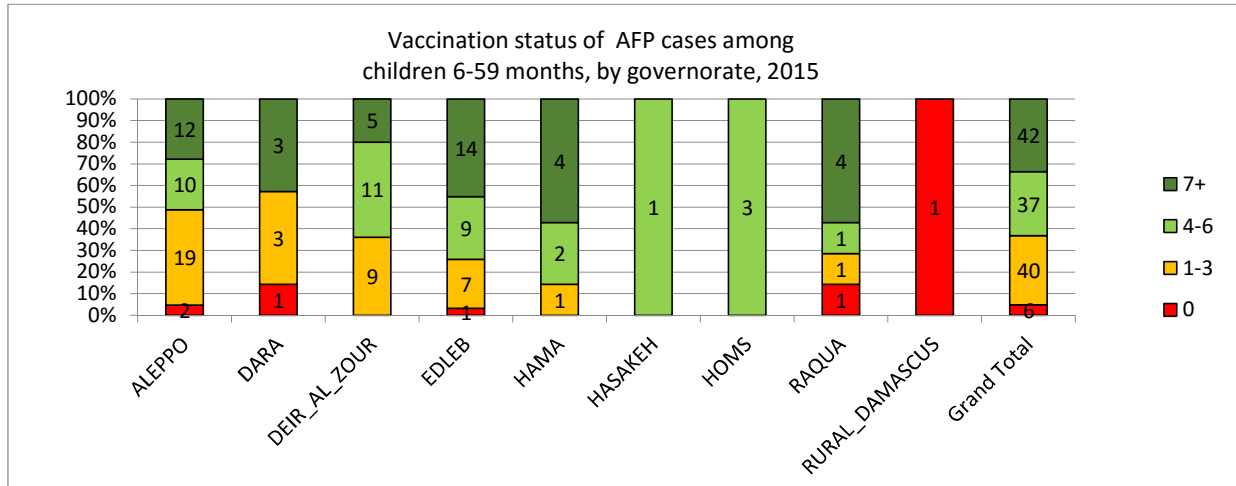
Stool Adequacy rate by Governorate 2014-2015.



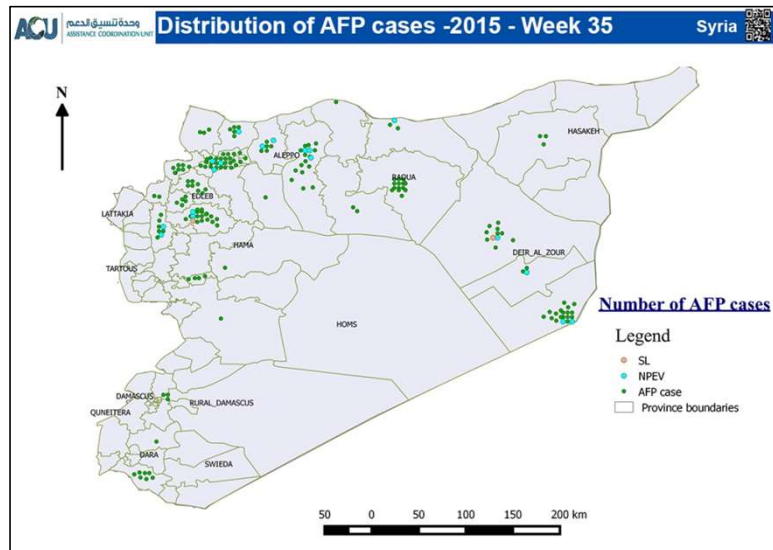
Vaccination status of NP-AFP cases among children aged 6-59 months 2013 - 2014 - 2015:



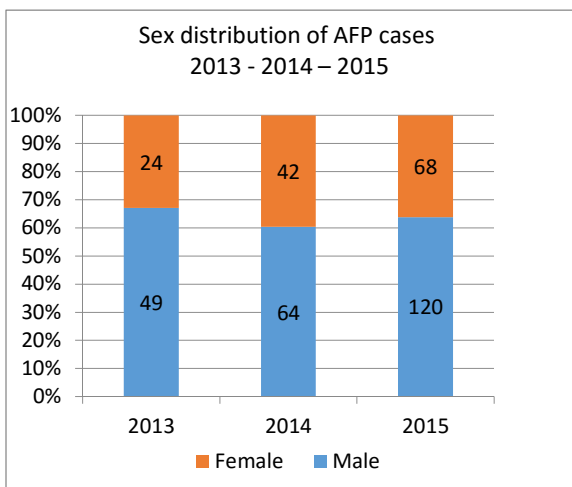
Vaccination status of AFP cases among children 6-59 months, by governorate, 2015



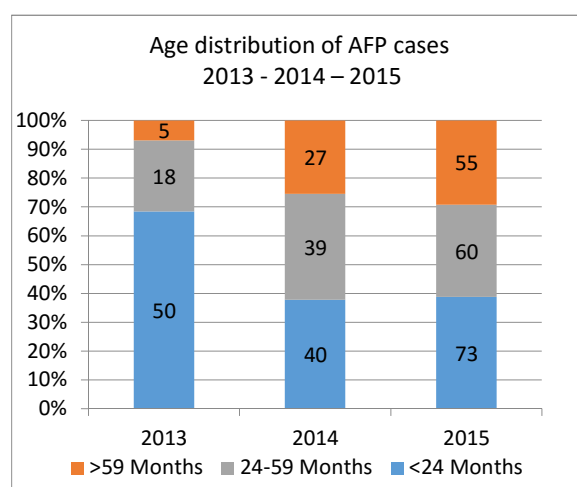
Distribution of AFP cases - 2015



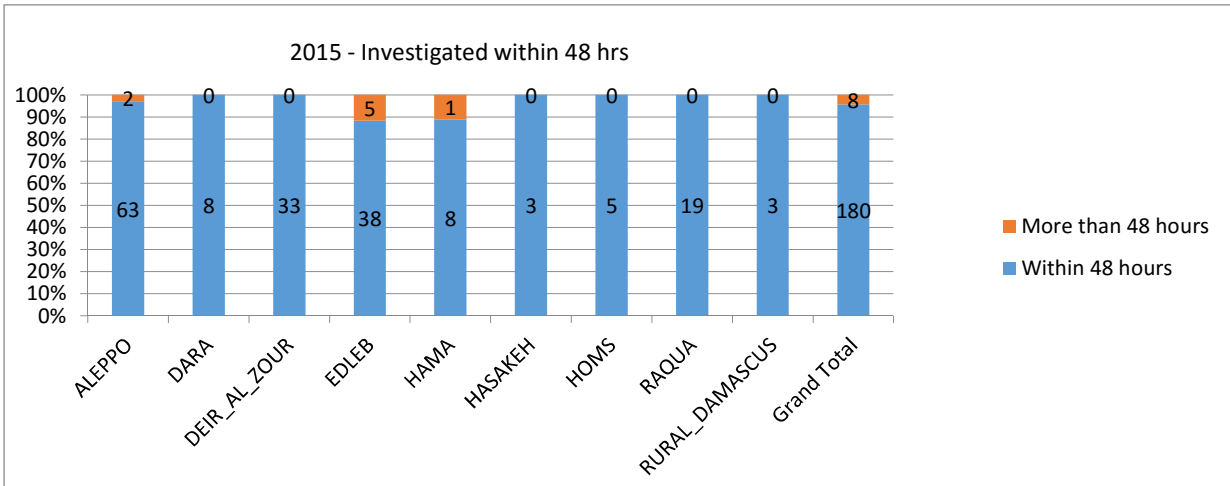
Sex Distribution AFP Cases



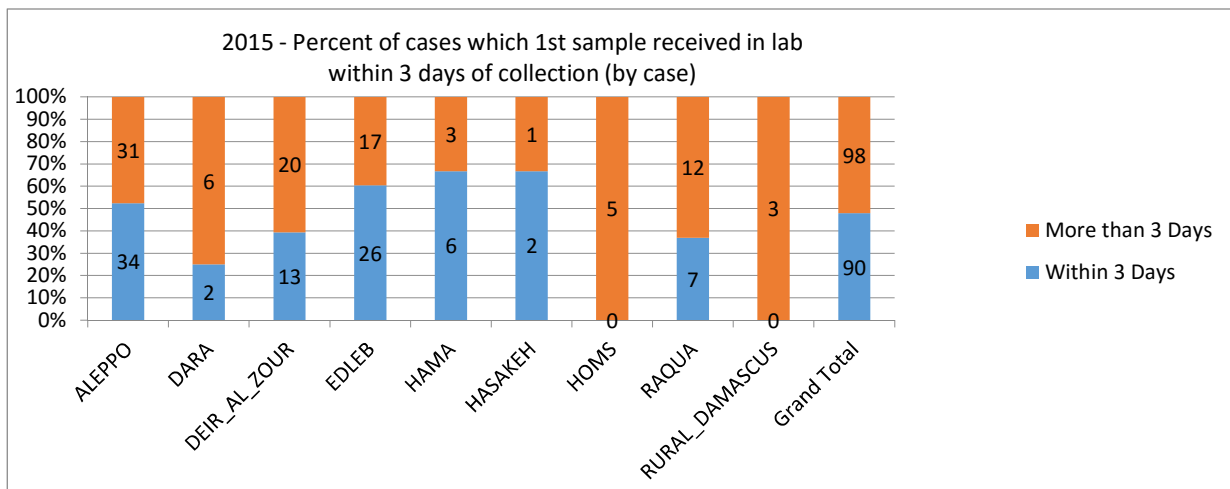
Age Distribution AFP Cases by month



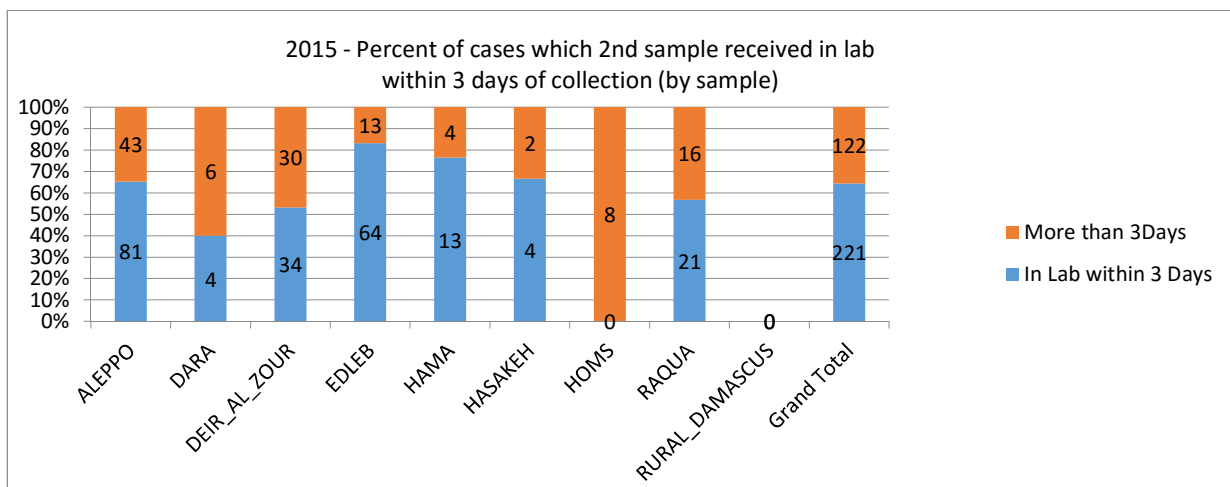
Investigation within 48 hours of detection, Syria, 2015



2015 - Percent of cases which 1st sample received in lab within 3 days of collection (by case)



2015 - Percent of cases which 2nd sample received in lab within 3 days of collection (by sample)



2015 - AFP cases notified within 7 days of onset of paralysis

