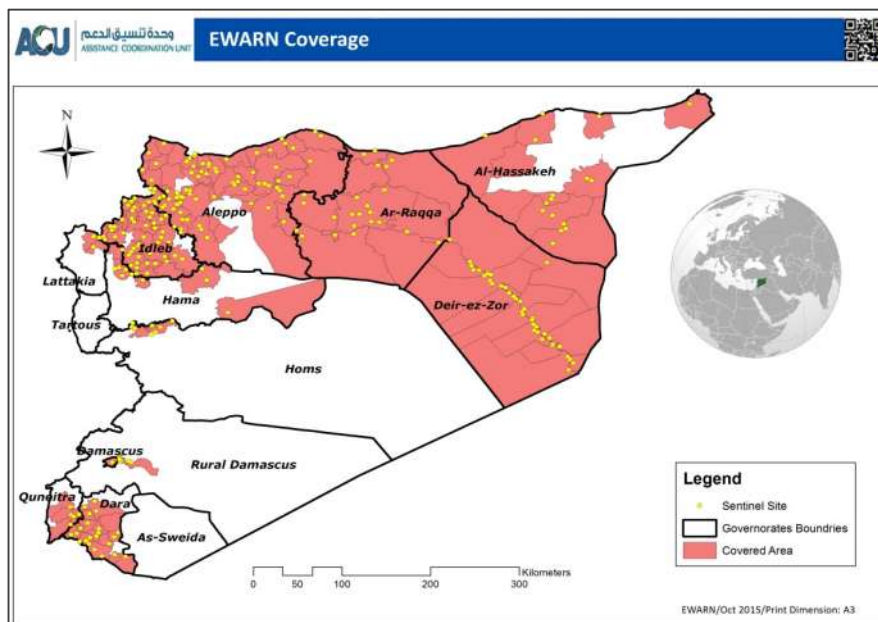


AFP Surveillance Coverage Map - 2015



Highlights

Year 2013

- » (253) AFP cases have been reported (out of which 73 AFP cases have been reported by EWARN).
- » The total confirmed Wild Polio Virus (WPV) cases in 2013 were 35 cases (out of which 13 WPV cases have been detected by EWARN, 10 in Deir-ez-Zor, 2 in Aleppo and 1 in Idlib).
- » (46) cases have been classified as compatible cases (out of which 34 cases reported by EWARN).
- » Key surveillande indicators (N. Syria by EWARN): Non-polio AFP rate (0.6), Stool Adequacy rate (18%), NPEV Isolation rate (13%) and Sabin-like Virus Isolation (6%).

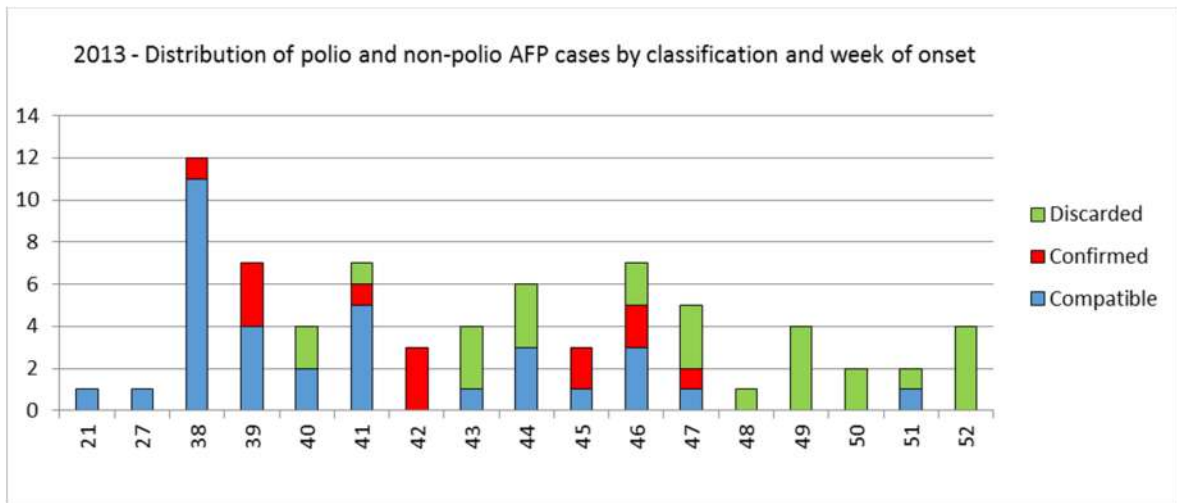
Year 2014 (by EWARN)

- » (106) AFP cases have been reported.
- » (1) WPV has been detected, the onset date was: 21 Jan 2014.
- » (4) cases have been classified as compatible cases.
- » Key surveillande indicators: Non-polio AFP rate (2.4), Stool Adequacy rate (62%), NPEV Isolation rate (36%) and Sabin-like Virus Isolation (4.4%).

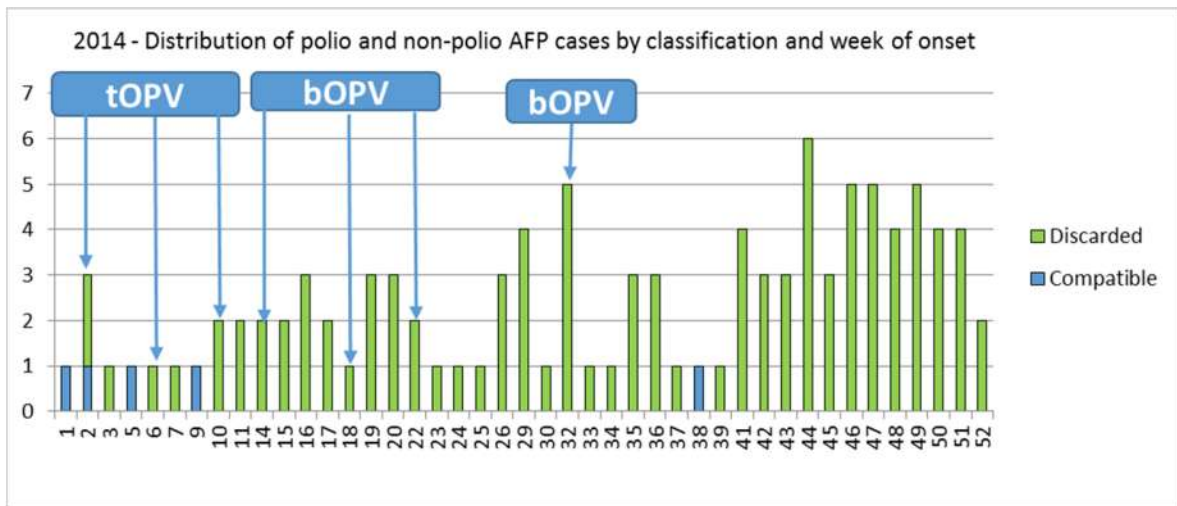
Year 2015 (by EWARN)

- » (216) AFP cases were reported up to week (43) - 2015
- » No new Polio (WPV) case since last update.
- » Key surveillande indicators: Non-polio AFP rate (5.1), Stool Adequacy rate (80%), NPEV Isolation rate (11%) and Sabin-like Virus Isolation (1.4%).

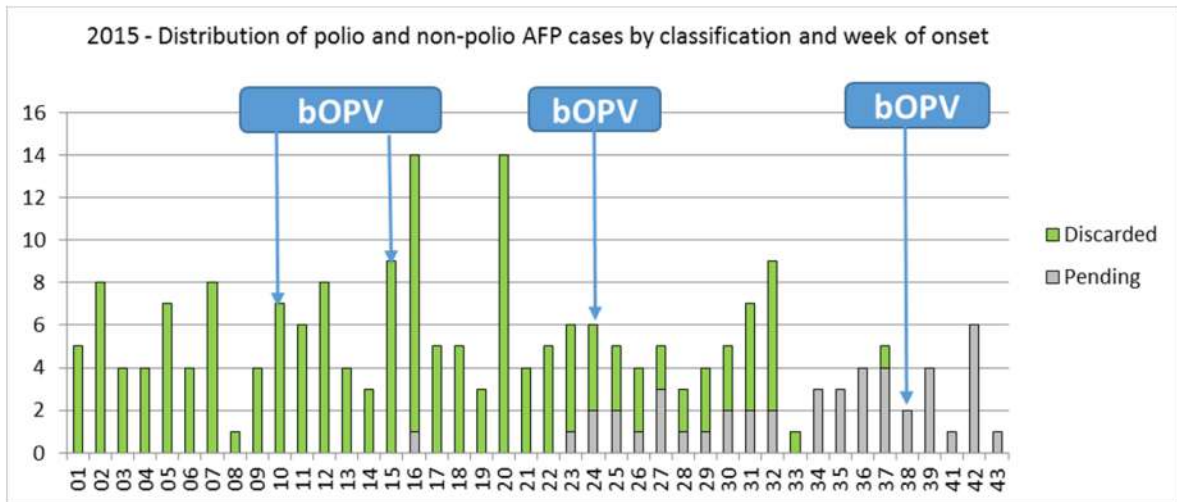
2013 - Distribution of polio and non-polio AFP cases by classification and week of onset



2014 - Distribution of polio and non-polio AFP cases by classification and week of onset



2015 - Distribution of polio and non-polio AFP cases by classification and week of onset



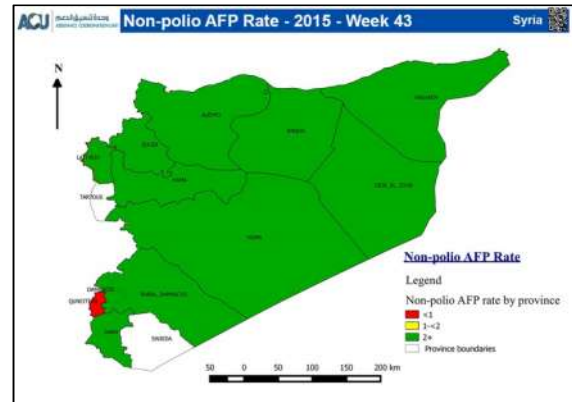
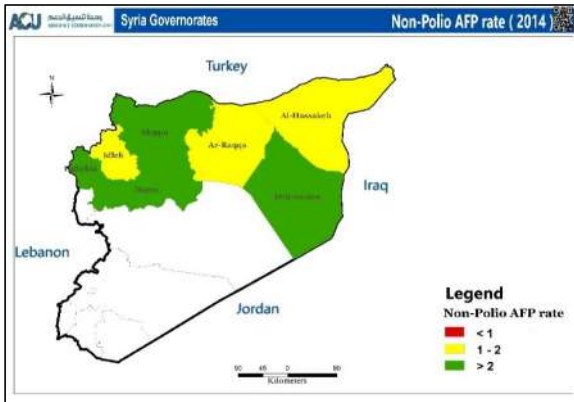
2014 - Classification of AFP cases and surveillande indicators by governorates

Governorate	Population under 15	Total AFP	Confirmed	Compatible	discarded	Pending final classification	Pending lab result	Non-polio AFP rate	Cases with adequate specimens %	NPEV %	Sabin like %	Expected No of AFP cases
Aleppo	1,743,765	43	0	1	42	0	0	2.4	81.4	32.4	5.4	34
Idleb	724,887	12	0	0	12	0	0	1.7	58.3	30.0	10.0	14
Al-Hasakeh	116,190	2	0	0	2	0	0	1.7	0.0	0.0	0.0	2
Hama	121,109	3	0	0	3	0	0	2.5	100.0	33.0	0.0	2
Ar-Raqqa	690,882	13	0	1	12	0	0	1.9	46.2	27.2	9.0	14
Lattakia	14,954	1	0	0	1	0	0	6.7	100.0	0.0	0.0	1
Deir-ez-Zor	805,440	32	0	3	29	0	0	3.6	43.8	51.0	0.0	16
Total	4,217,227	106	0	5	101	0	0	2.4	62.3	36	4.4	83

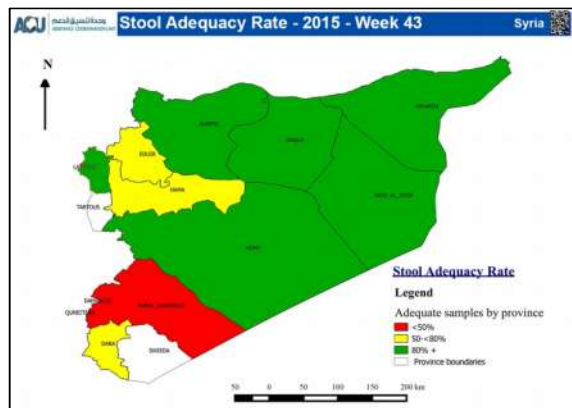
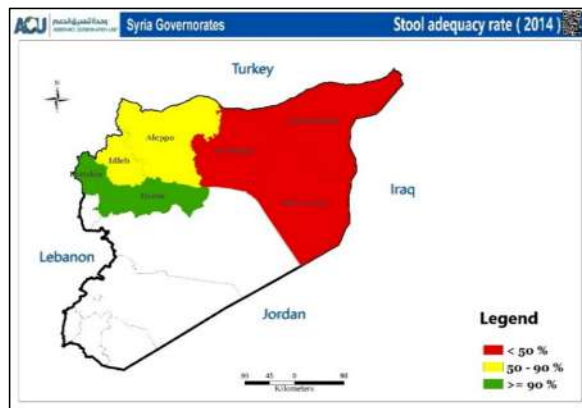
2015 - Classification of AFP cases and surveillande indicators by governorates

Governorate	Population under 15	Total AFP	Confirmed	Compatible	discarded	Pending final classification	Pending lab result	Non-polio AFP rate	Cases with adequate specimens %	NPEV %	Sabin like %	Expected No of AFP cases
Aleppo	1,900,725	80	0	0	64	16	14	5.2	86.3	12.5	0.0	38
Idleb	815,499	45	0	0	38	7	3	6.8	62.2	6.7	2.2	16
Hama	135,034	9	0	0	7	2	1	8.2	77.8	22.2	0.0	3
Lattakia	21,950	1	0	0	0	1	1	5.6	100.0	0.0	0.0	0
Ar-Raqqa	676,767	23	0	0	18	5	5	4.2	95.7	4.3	0.0	14
Deir-ez-Zor	939,292	36	0	0	30	6	5	4.7	88.9	16.7	5.6	19
Al-Hasakeh	172,150	3	0	0	3	0	0	2.1	100.0	0.0	0.0	3
Homs	171,304	8	0	0	1	7	6	5.7	75.0	0.0	0.0	3
Rural Damascus	102,766	3	0	0	3	0	0	3.6	0.0	0.0	0.0	2
Dar'a	201,955	8	0	0	6	2	2	4.9	62.5	12.5	0.0	4
Quneitra	36,200	0	0	0	0	0	0	0.0	0.0	0.0	0.0	1
Total	5,173,642	216	0	0	170	46	37	5.1	80	11	1.4	103

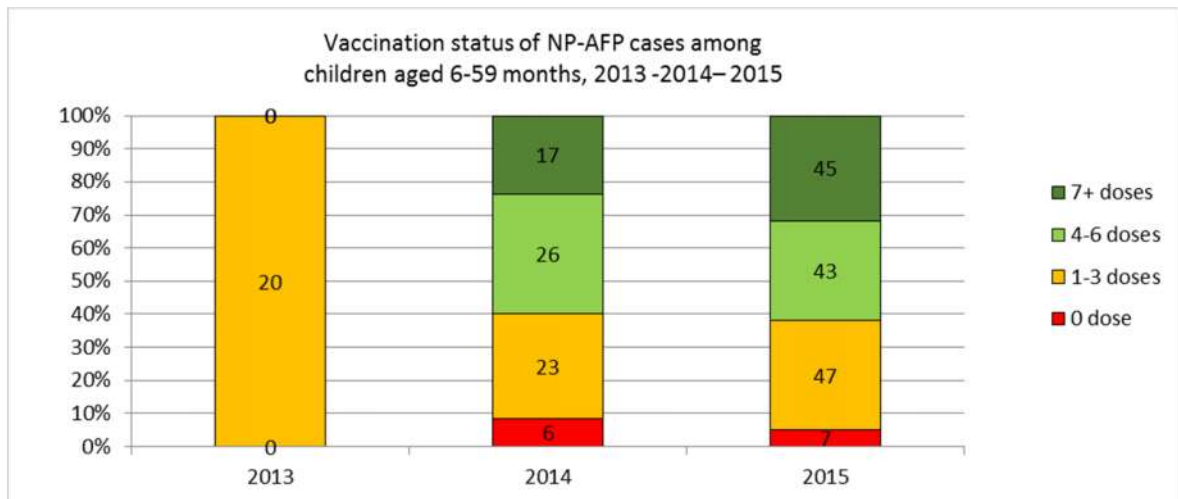
Non-polio AFP rate by Governorate 2014 - 2015.



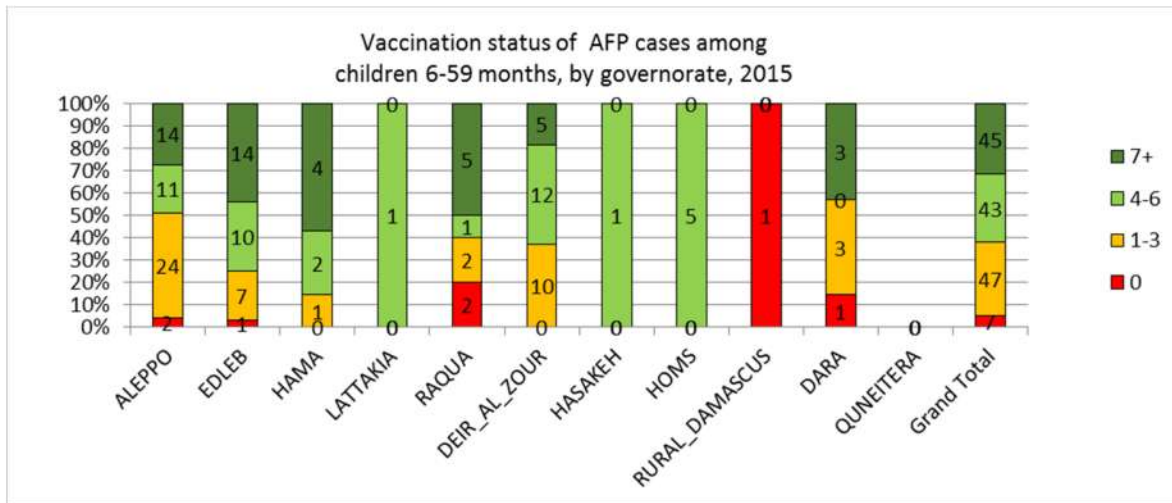
Stool Adequacy rate by Governorate 2014-2015.



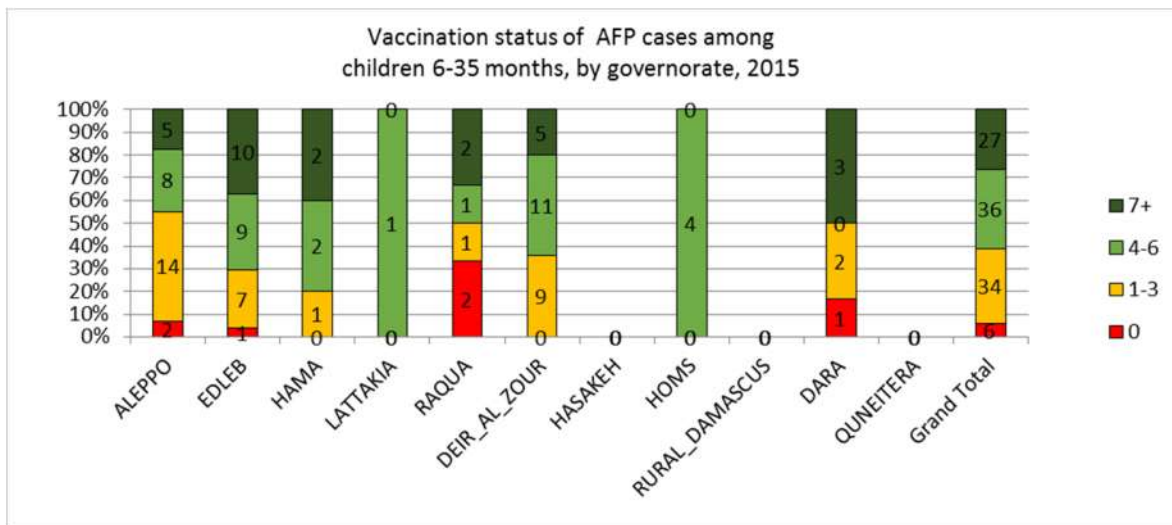
Vaccination status of NP-AFP cases among children aged 6-59 months 2013 - 2014 - 2015:



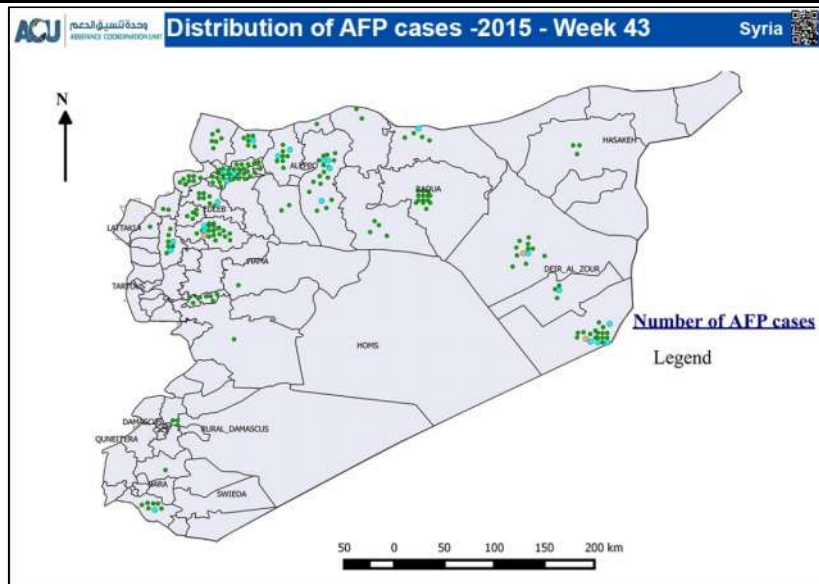
Vaccination status of AFP cases among children 6-59 months, by governorate, 2015



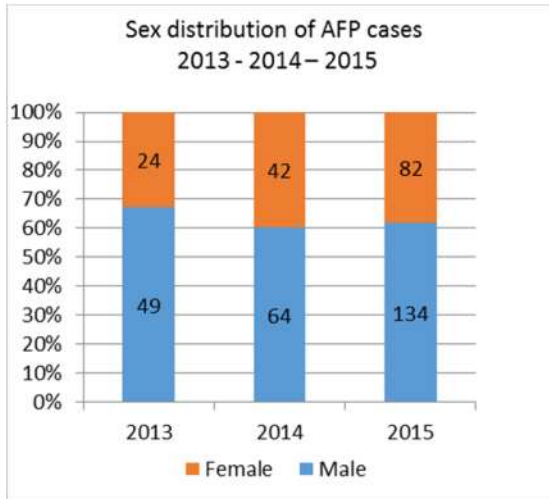
Vaccination status of AFP cases among children 6-35 months, by governorate, 2015



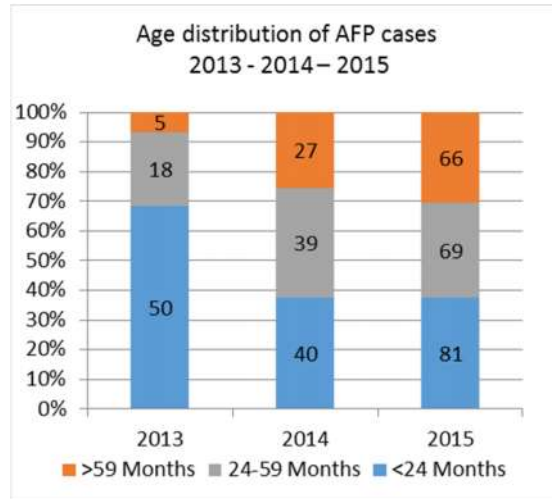
Distribution of AFP cases - 2015



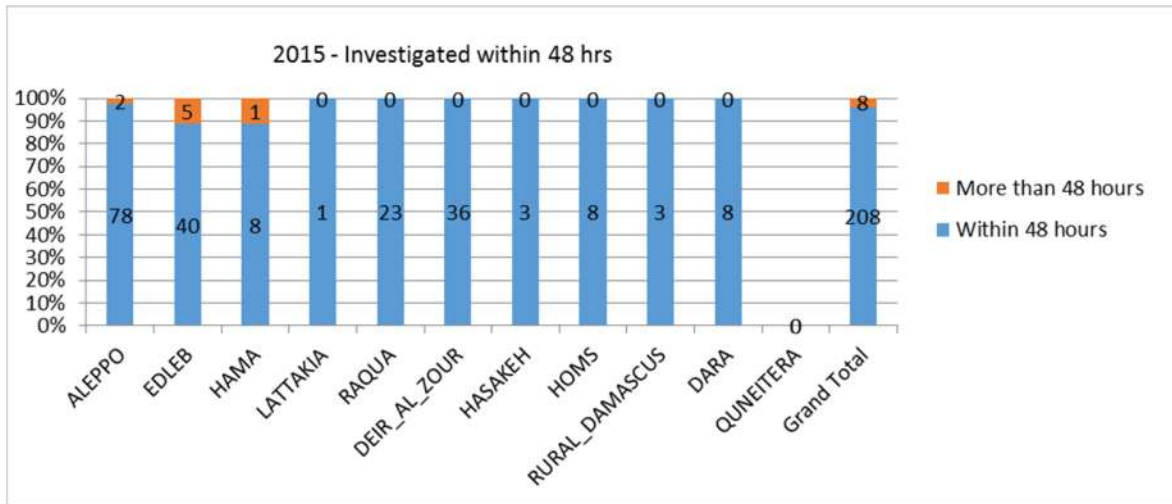
Sex Distribution AFP Cases



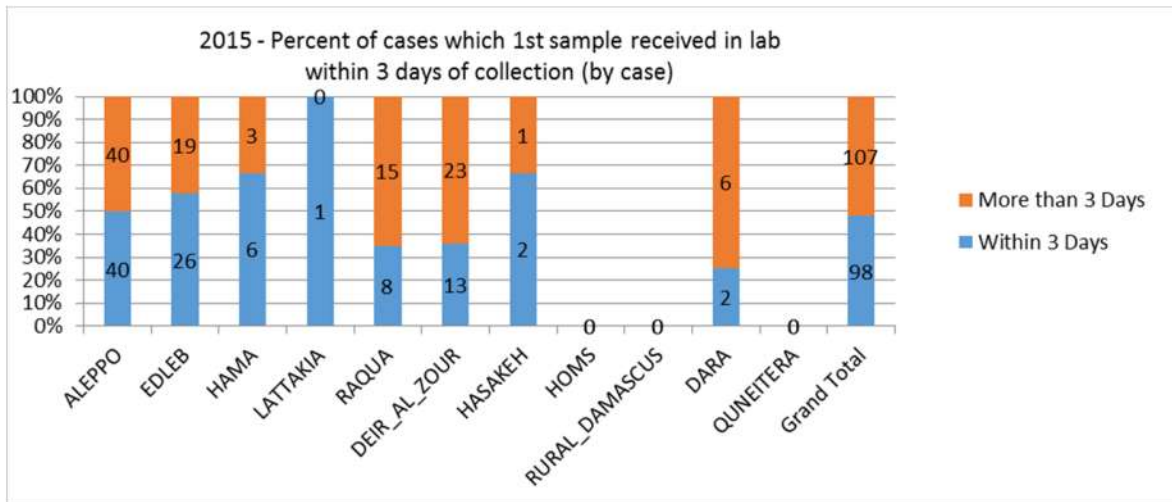
Age Distribution AFP Cases by month



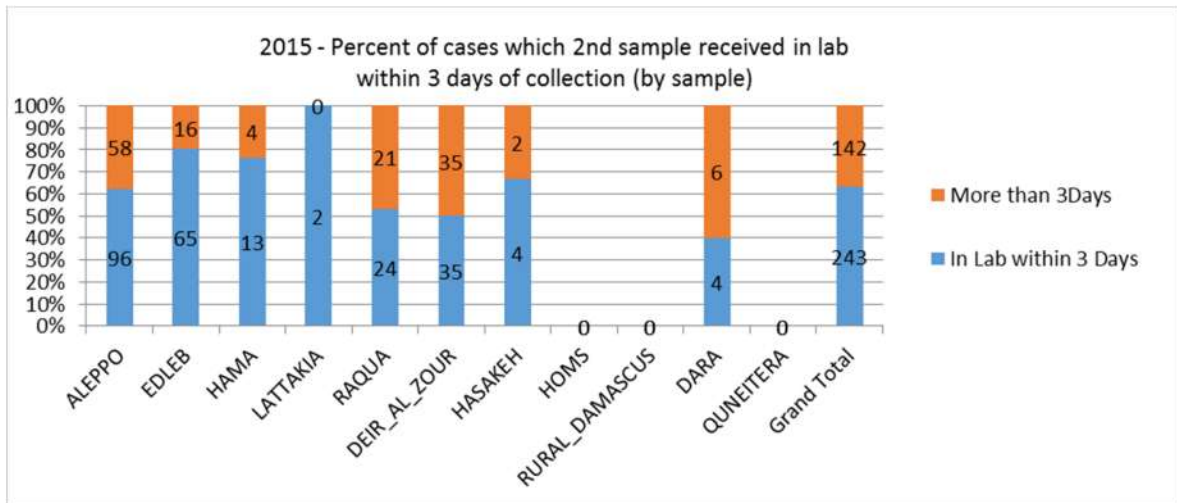
Investigation within 48 hours of detection, Syria, 2015



2015 - Percent of cases which 1st sample received in lab within 3 days of collection (by case)



2015 - Percent of cases which 2nd sample received in lab within 3 days of collection (by sample)



2015 - AFP cases notified within 7 days of onset of paralysis

