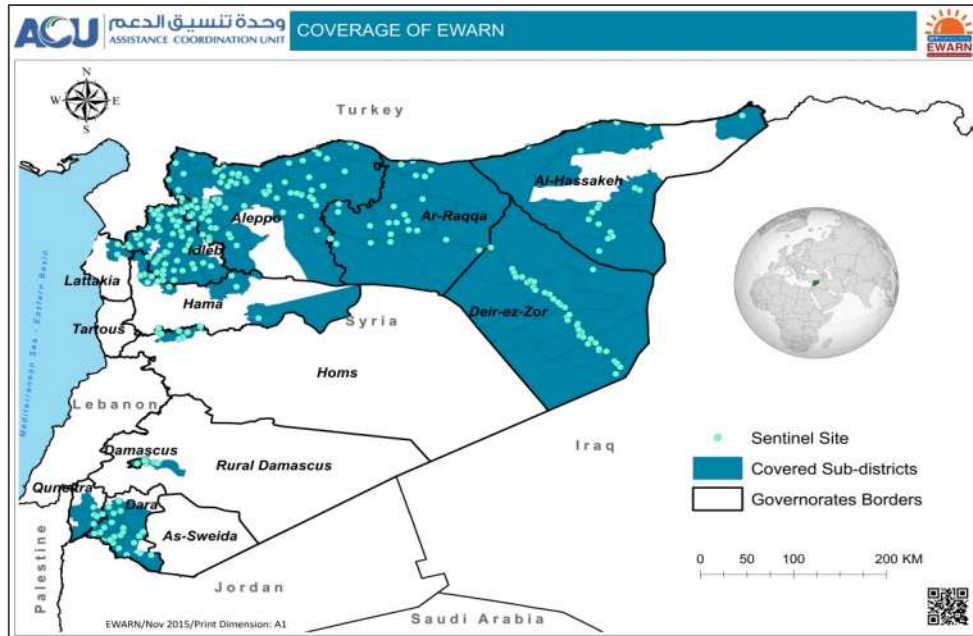


AFP Surveillance Coverage Map - 2015



Highlights

**Year 2013**

- » (253) AFP cases have been reported (out of which 73 AFP cases have been reported by EWARN).
- » The total confirmed Wild Polio Virus (WPV) cases in 2013 were 35 cases ( out of which 13 WPV cases have been detected by EWARN, 10 in Deir-ez-Zor, 2 in Aleppo and 1 in Idlib).
- » (46) cases have been classified as compatible cases (out of which 34 cases reported by EWARN).
- » Key surveillande indicators (N. Syria by EWARN): Non-polio AFP rate (0.6), Stool Adequacy rate (18%), NPEV Isolation rate (13%) and Sabin-like Virus Isolation (6% ).

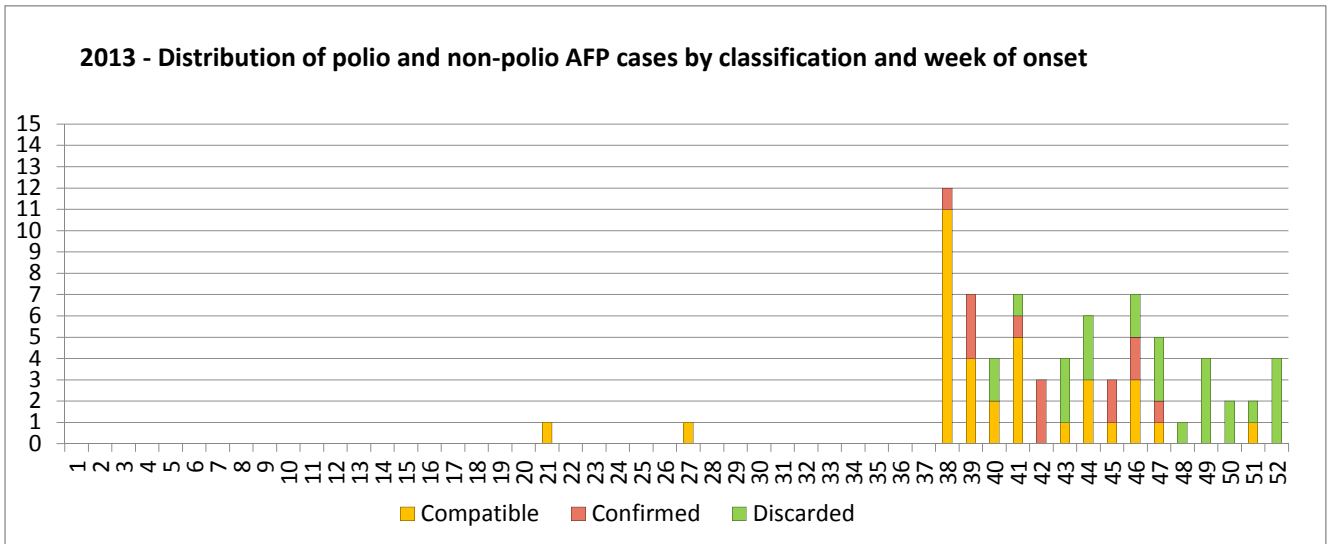
**Year 2014 (by EWARN)**

- » (106) AFP cases have been reported.
- » (1) WPV has been detected, the onset date was: 21 Jan 2014.
- » (4) cases have been classified as compatible cases.
- » Key surveillande indicators: Non-polio AFP rate (2.4), Stool Adequacy rate (62%), NPEV Isolation rate (36%) and Sabin-like Virus Isolation (4.4% ).

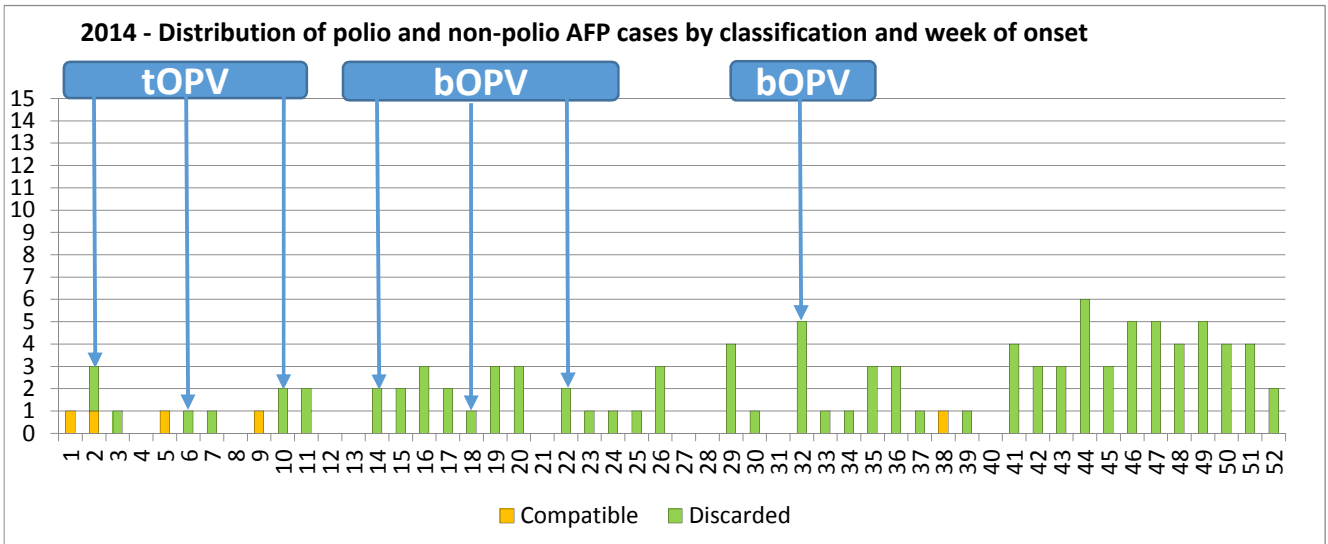
**Year 2015 (by EWARN)**

- » (229) AFP cases were reported up to week (45) - 2015
- » No new Polio (WPV) case since last update.
- » Key surveillande indicators: Non-polio AFP rate (5.2), Stool Adequacy rate (80%), NPEV Isolation rate (10%) and Sabin-like Virus Isolation (1.3%).

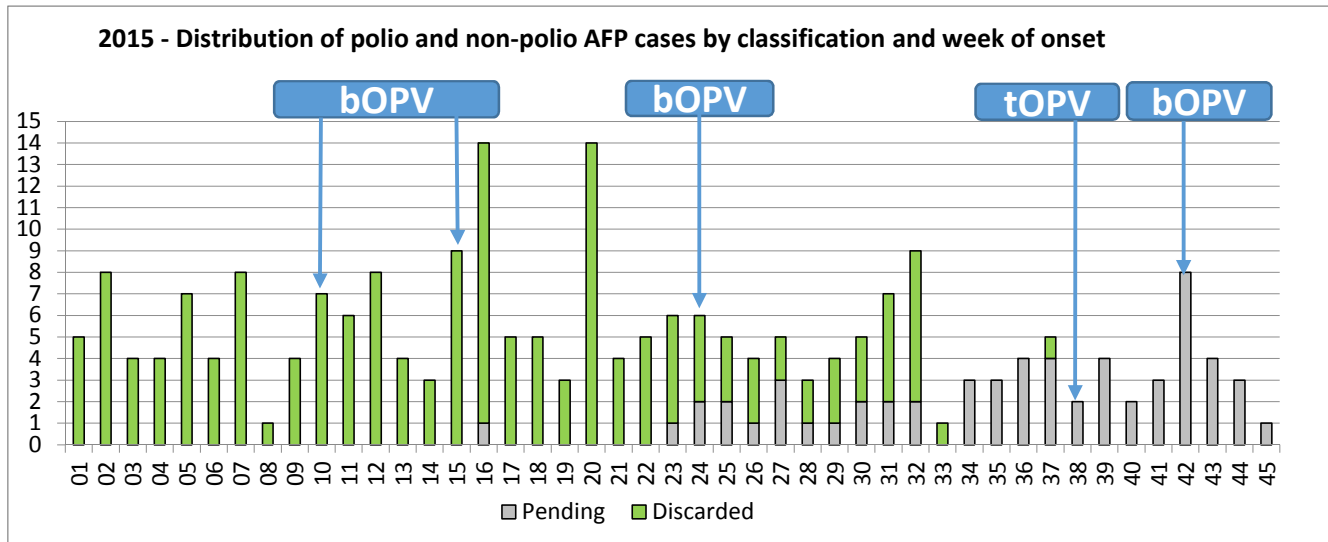
**2013 - Distribution of polio and non-polio AFP cases by classification and week of onset**



**2014 - Distribution of polio and non-polio AFP cases by classification and week of onset**



**2015 - Distribution of polio and non-polio AFP cases by classification and week of onset**



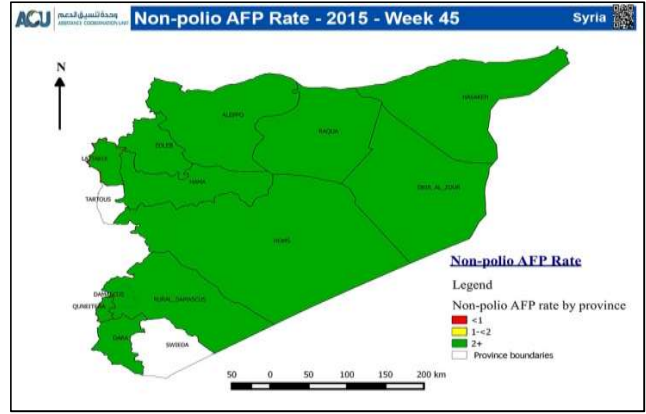
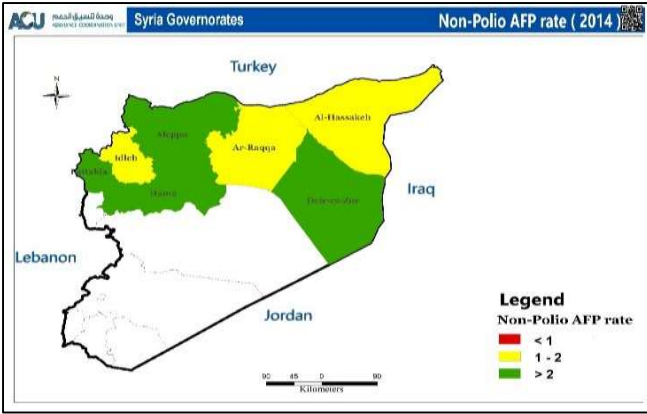
## 2014 - Classification of AFP cases and surveillande indicators by governorates

| Governorate  | Population under 15 | Total AFP  | Confirmed | Compatible | discarded  | Pending final classification | Pending lab result | Non-polio AFP rate | Cases with adequate specimens % | NPEV %    | Sabin like % | Expected No of AFP cases |
|--------------|---------------------|------------|-----------|------------|------------|------------------------------|--------------------|--------------------|---------------------------------|-----------|--------------|--------------------------|
| Aleppo       | 1,743,765           | 43         | 0         | 1          | 42         | 0                            | 0                  | 2.4                | 81.4                            | 32.4      | 5.4          | 34                       |
| Idleb        | 724,887             | 12         | 0         | 0          | 12         | 0                            | 0                  | 1.7                | 58.3                            | 30.0      | 10.0         | 14                       |
| Hama         | 121,109             | 3          | 0         | 0          | 3          | 0                            | 0                  | 2.5                | 100.0                           | 33.0      | 0.0          | 2                        |
| Lattakia     | 14,954              | 1          | 0         | 0          | 1          | 0                            | 0                  | 6.7                | 100.0                           | 0.0       | 0.0          | 1                        |
| Ar-Raqqa     | 690,882             | 13         | 0         | 1          | 12         | 0                            | 0                  | 1.9                | 46.2                            | 27.2      | 9.0          | 14                       |
| Deir-ez-Zor  | 805,440             | 32         | 0         | 3          | 29         | 0                            | 0                  | 3.6                | 43.8                            | 51.0      | 0.0          | 16                       |
| Al-Hasakeh   | 116,190             | 2          | 0         | 0          | 2          | 0                            | 0                  | 1.7                | 0.0                             | 0.0       | 0.0          | 2                        |
| <b>Total</b> | <b>4,101,037</b>    | <b>106</b> | <b>0</b>  | <b>5</b>   | <b>101</b> | <b>0</b>                     | <b>0</b>           | <b>2.4</b>         | <b>62.3</b>                     | <b>36</b> | <b>4.4</b>   | <b>81</b>                |

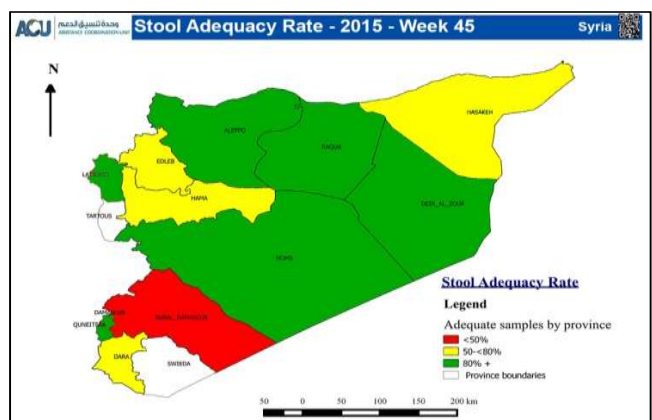
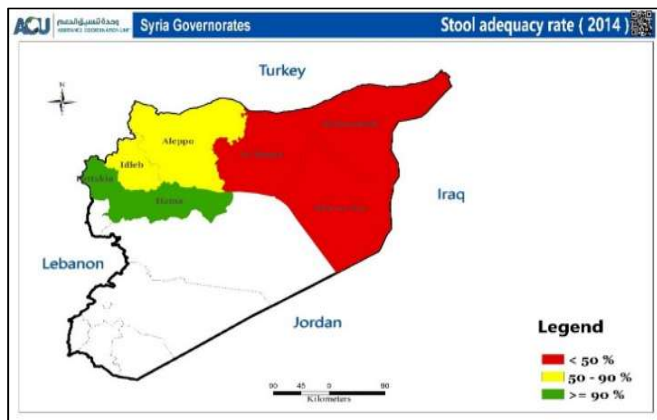
## 2015 - Classification of AFP cases and surveillande indicators by governorates

| Governorate    | Population under 15 | Total AFP  | Confirmed | Compatible | discarded  | Pending final classification | Pending lab result | Non-polio AFP rate | Cases with adequate specimens % | NPEV %    | Sabin like % | Expected No of AFP cases |
|----------------|---------------------|------------|-----------|------------|------------|------------------------------|--------------------|--------------------|---------------------------------|-----------|--------------|--------------------------|
| Aleppo         | 1,900,725           | 87         | 0         | 0          | 64         | 23                           | 21                 | 5.3                | 85.1                            | 11.5      | 0.0          | 38                       |
| Idleb          | 815,499             | 48         | 0         | 0          | 38         | 10                           | 6                  | 6.9                | 62.5                            | 6.3       | 2.1          | 16                       |
| Hama           | 135,034             | 9          | 0         | 0          | 7          | 2                            | 1                  | 7.8                | 77.8                            | 22.2      | 0.0          | 3                        |
| Lattakia       | 21,950              | 1          | 0         | 0          | 0          | 1                            | 1                  | 5.3                | 100.0                           | 0.0       | 0.0          | 0                        |
| Ar-Raqqa       | 676,767             | 23         | 0         | 0          | 18         | 5                            | 5                  | 4.0                | 95.7                            | 4.3       | 0.0          | 14                       |
| Deir-ez-Zor    | 939,292             | 36         | 0         | 0          | 30         | 6                            | 5                  | 4.5                | 88.9                            | 16.7      | 5.6          | 19                       |
| Al-Hasakeh     | 172,150             | 4          | 0         | 0          | 3          | 1                            | 1                  | 2.7                | 75.0                            | 0.0       | 0.0          | 3                        |
| Homs           | 171,304             | 8          | 0         | 0          | 1          | 7                            | 7                  | 5.4                | 87.5                            | 0.0       | 0.0          | 3                        |
| Rural Damascus | 102,766             | 3          | 0         | 0          | 3          | 0                            | 0                  | 3.4                | 0.0                             | 0.0       | 0.0          | 2                        |
| Dar'a          | 201,955             | 9          | 0         | 0          | 6          | 3                            | 3                  | 5.2                | 66.7                            | 11.1      | 0.0          | 4                        |
| Quneitra       | 36,200              | 1          | 0         | 0          | 0          | 1                            | 1                  | 3.2                | 100.0                           | 0.0       | 0.0          | 1                        |
| <b>Total</b>   | <b>5,173,642</b>    | <b>229</b> | <b>0</b>  | <b>0</b>   | <b>170</b> | <b>59</b>                    | <b>51</b>          | <b>5.2</b>         | <b>80</b>                       | <b>10</b> | <b>1.3</b>   | <b>103</b>               |

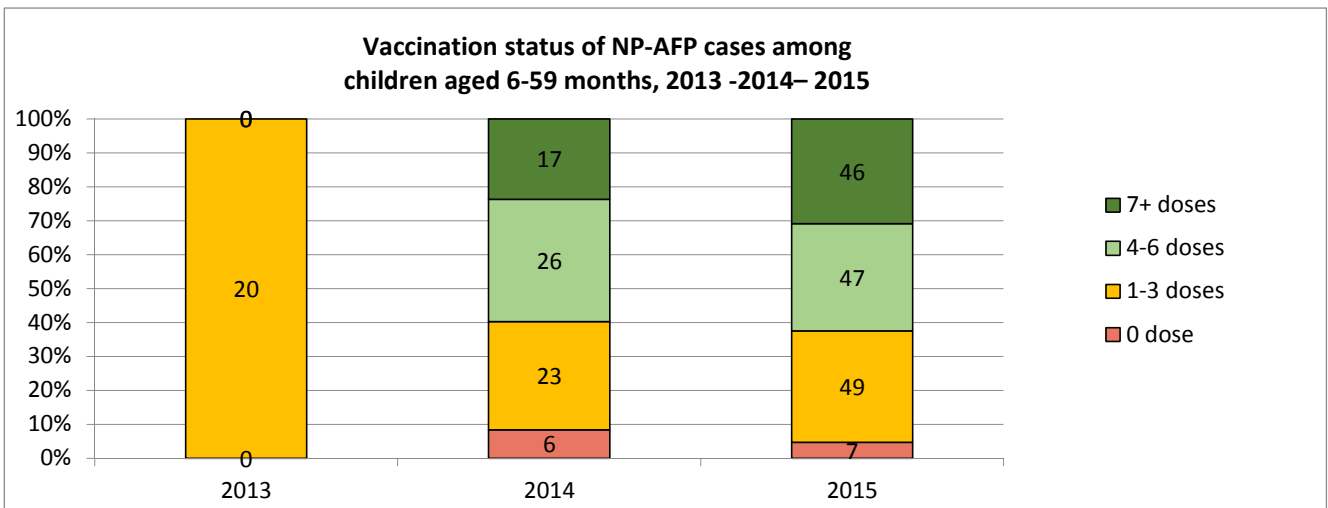
## Non-polio AFP rate by Governorate 2014 - 2015.



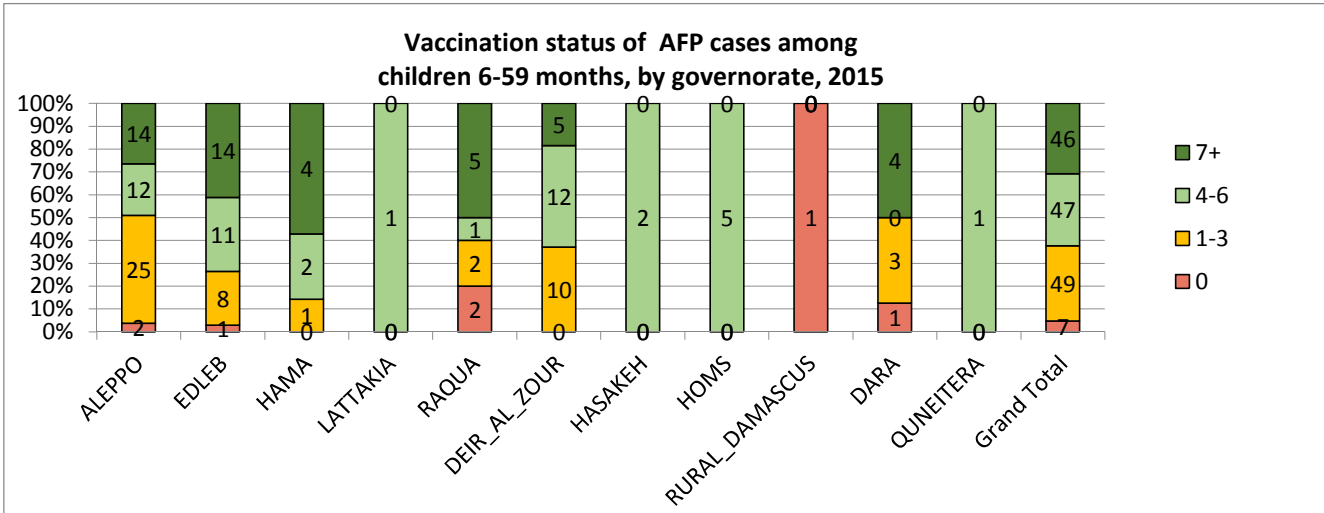
## Stool Adequacy rate by Governorate 2014-2015.



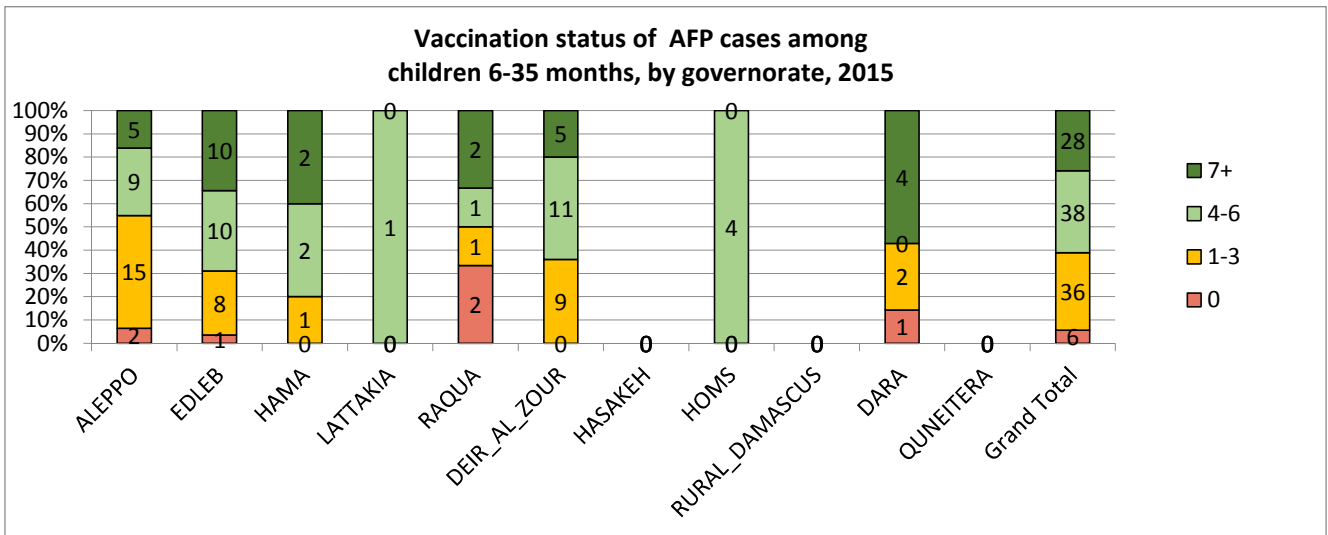
## Vaccination status of NP-AFP cases among children aged 6-59 months 2013 - 2014 - 2015:



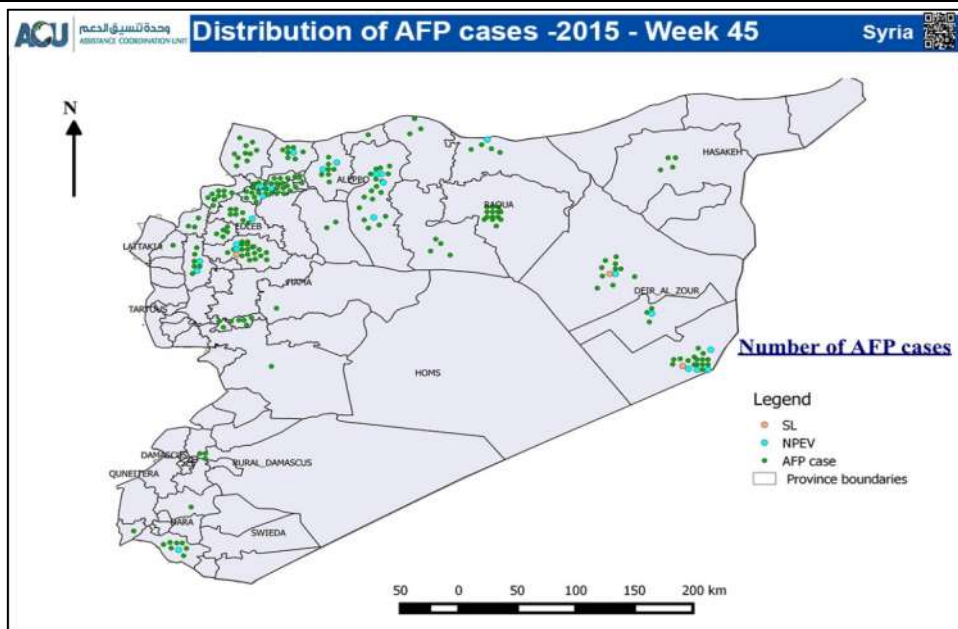
## Vaccination status of AFP cases among children 6-59 months, by governorate, 2015



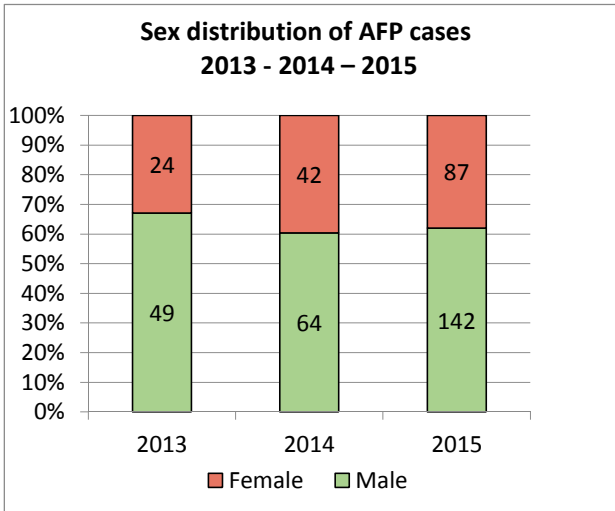
## Vaccination status of AFP cases among children 6-35 months, by governorate, 2015



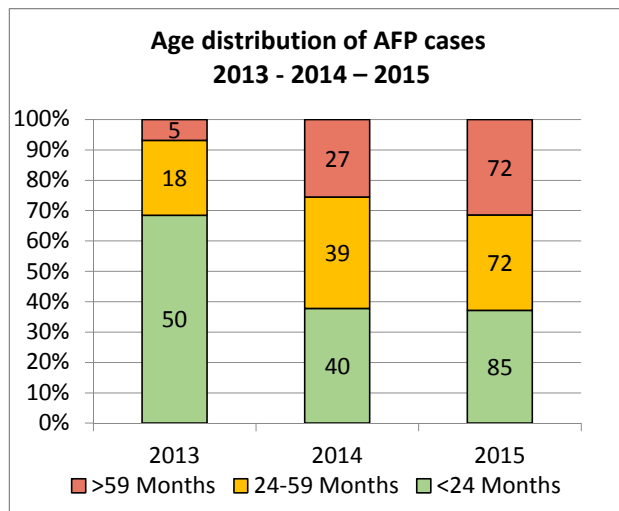
## Distribution of AFP cases - 2015



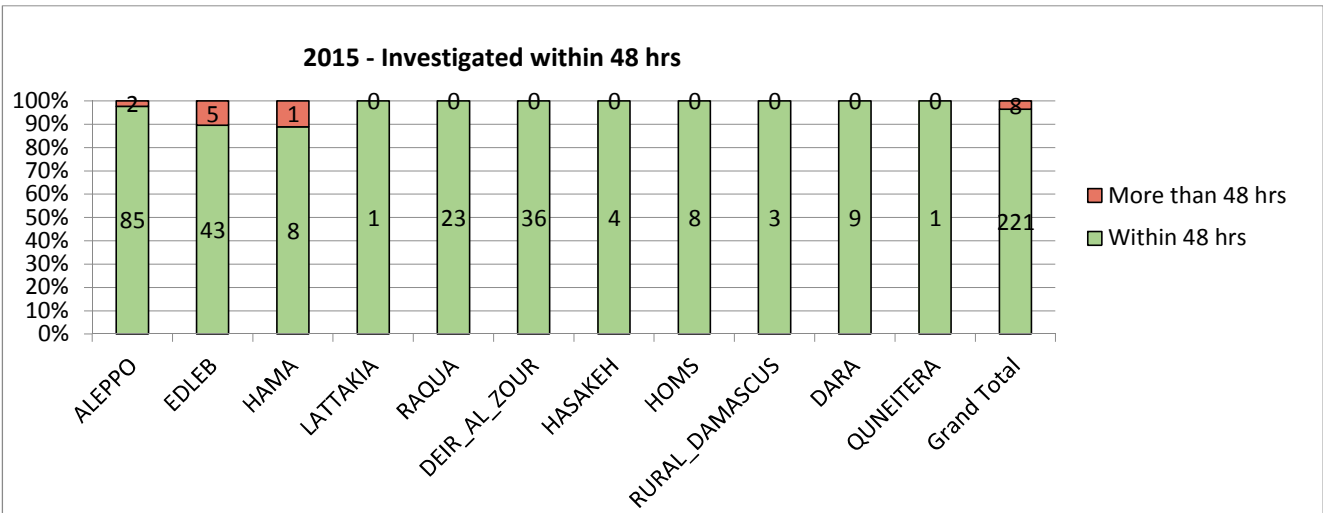
### Sex Distribution AFP Cases



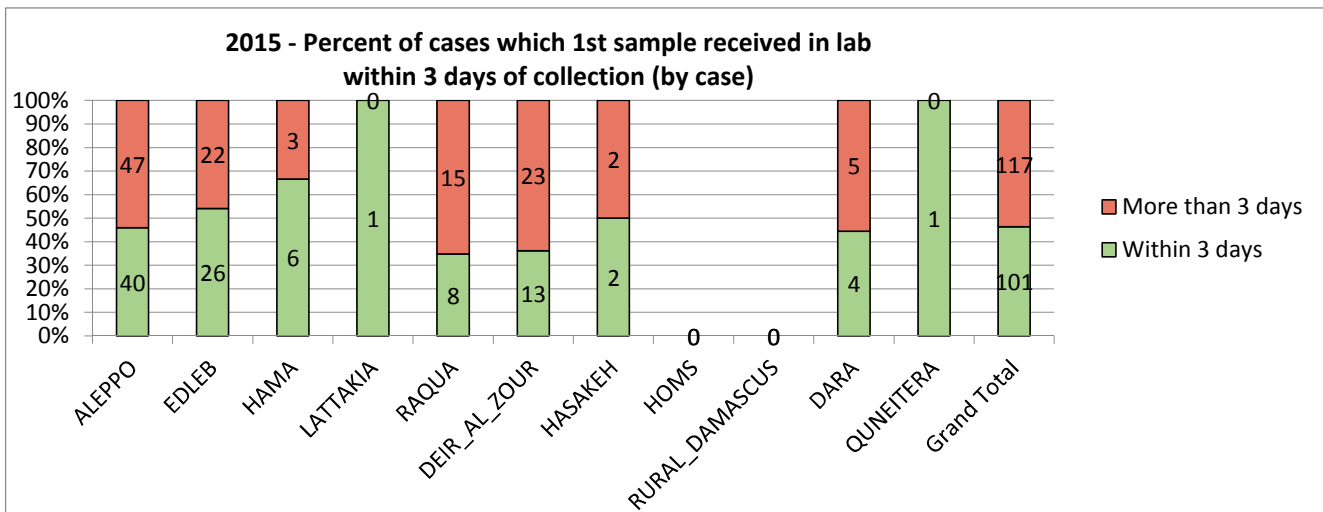
### Age Distribution AFP Cases by month



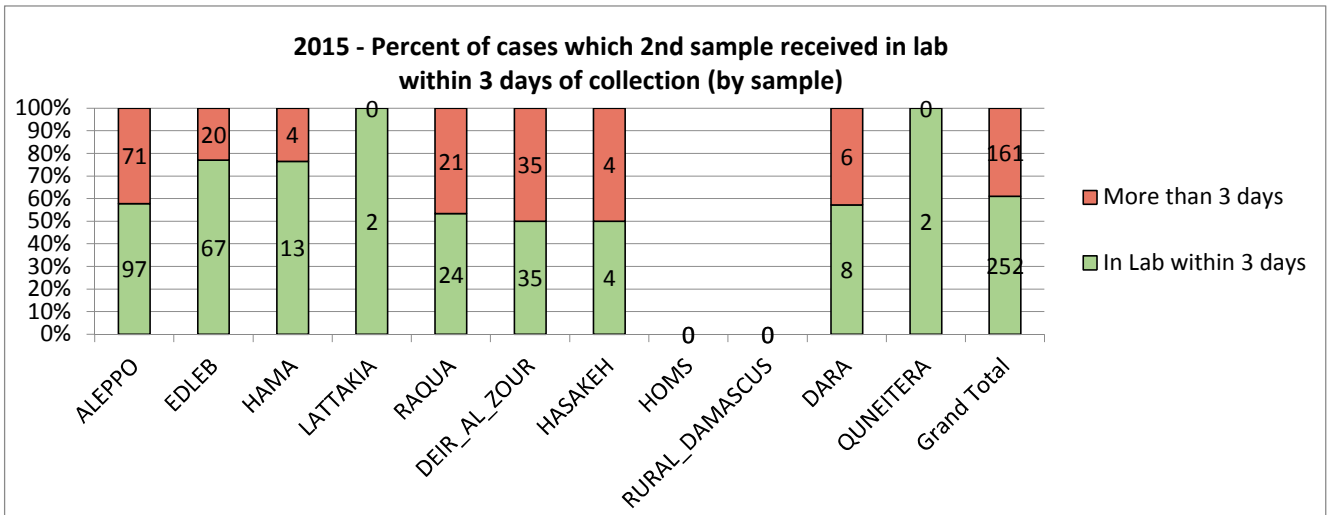
### Investigation within 48 hours of detection, Syria, 2015



### 2015 - Percent of cases which 1st sample received in lab within 3 days of collection (by case)



**2015 - Percent of cases which 2nd sample received in lab within 3 days of collection (by sample)**



**2015 - AFP cases notified within 7 days of onset of paralysis**

