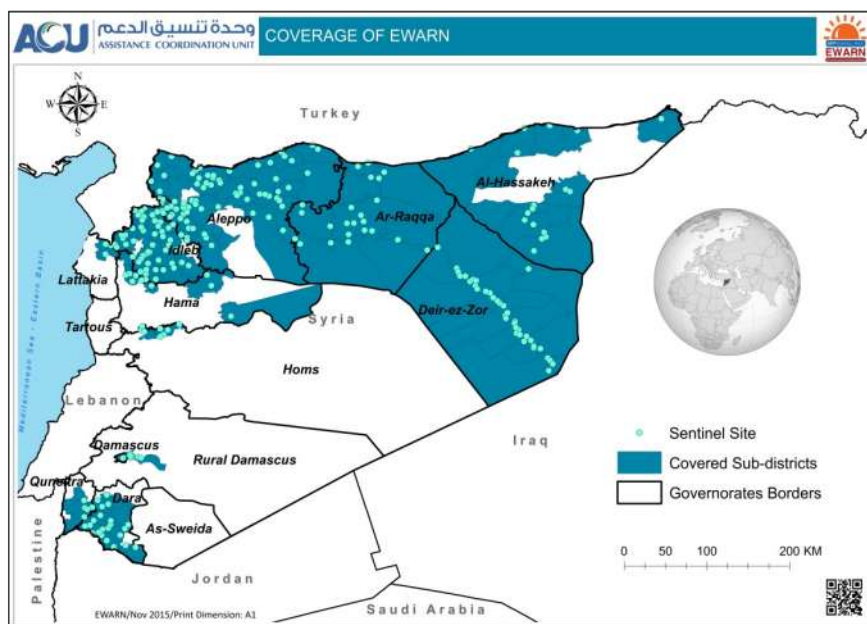


### AFP Surveillance Coverage Map - 2015



### Highlights

#### Year 2013

- » (253) AFP cases have been reported (out of which 73 AFP cases have been reported by EWARN).
- » The total confirmed Wild Polio Virus (WPV) cases in 2013 were 35 cases ( out of which 13 WPV cases have been detected by EWARN, 10 in Deir-ez-Zor, 2 in Aleppo and 1 in Idlib).
- » (46) cases have been classified as compatible cases (out of which 34 cases reported by EWARN).
- » Key surveillande indicators (N. Syria by EWARN): Non-polio AFP rate (0.6), Stool Adequacy rate (18%), NPEV Isolation rate (13%) and Sabin-like Virus Isolation (6%).

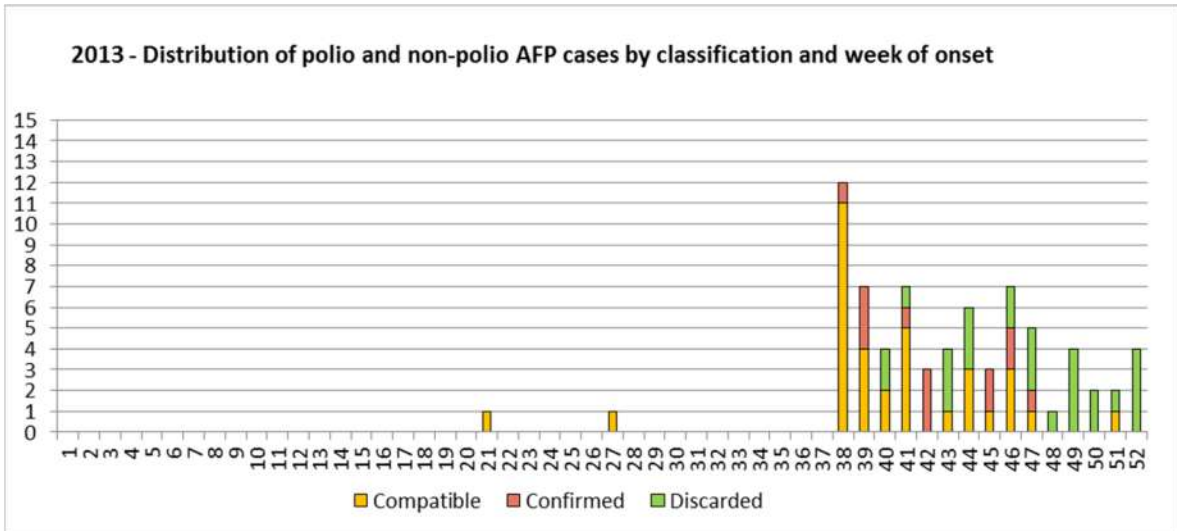
#### Year 2014 (by EWARN)

- » (106) AFP cases have been reported.
- » (1) WPV has been detected, the onset date was: 21 Jan 2014.
- » (4) cases have been classified as compatible cases.
- » Key surveillande indicators: Non-polio AFP rate (2.4), Stool Adequacy rate (62%), NPEV Isolation rate (36%) and Sabin-like Virus Isolation (4.4%).

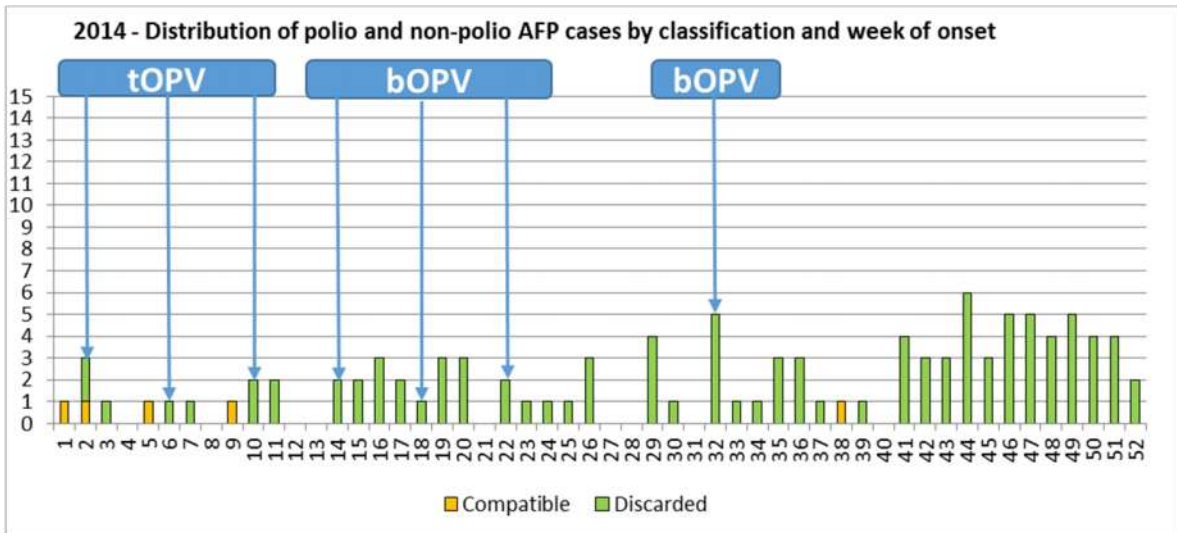
#### Year 2015 (by EWARN)

- » (231) AFP cases were reported up to week (46) - 2015
- » No new Polio (WPV) case since last update.
- » Key surveillande indicators: Non-polio AFP rate (5), Stool Adequacy rate (80%), NPEV Isolation rate (13%) and Sabin-like Virus Isolation (1.7%).

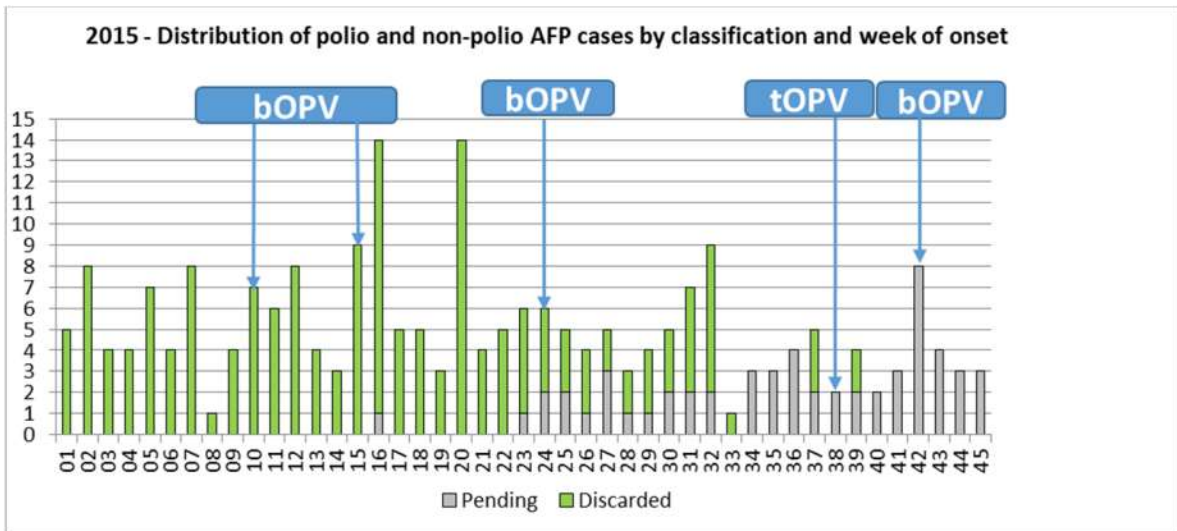
**2013 - Distribution of polio and non-polio AFP cases by classification and week of onset**



**2014 - Distribution of polio and non-polio AFP cases by classification and week of onset**



**2015 - Distribution of polio and non-polio AFP cases by classification and week of onset**



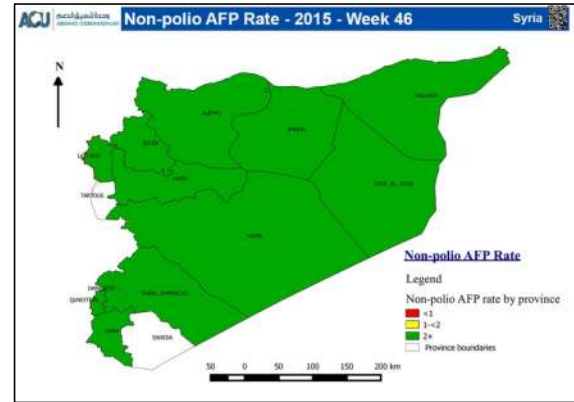
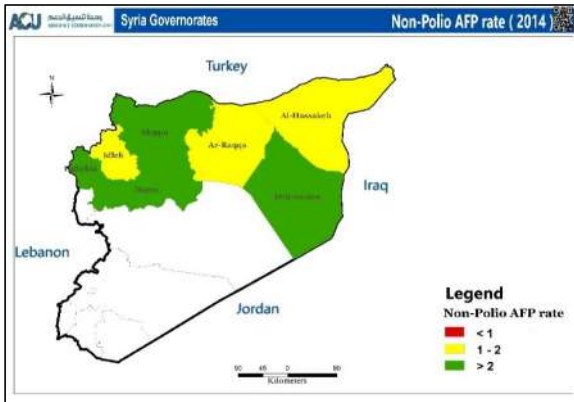
**2014 - Classification of AFP cases and surveillande indicators by governorates**

Governorate	Population under 15	Total AFP	Confirmed	Compatible	discarded	Pending final classification	Pending lab result	Non-polio AFP rate	Cases with adequate specimens %	NPEV %	Sabin like %	Expected No of AFP cases
Aleppo	1,743,765	43	0	1	42	0	0	2.4	81.4	32.4	5.4	34
Idleb	724,887	12	0	0	12	0	0	1.7	58.3	30.0	10.0	14
Hama	121,109	3	0	0	3	0	0	2.5	100.0	33.0	0.0	2
Lattakia	14,954	1	0	0	1	0	0	6.7	100.0	0.0	0.0	1
Ar-Raqqa	690,882	13	0	1	12	0	0	1.9	46.2	27.2	9.0	14
Deir-ez-Zor	805,440	32	0	3	29	0	0	3.6	43.8	51.0	0.0	16
Al-Hasakeh	116,190	2	0	0	2	0	0	1.7	0.0	0.0	0.0	2
<b>Total</b>	<b>4,101,037</b>	<b>106</b>	<b>0</b>	<b>5</b>	<b>101</b>	<b>0</b>	<b>0</b>	<b>2.4</b>	<b>62.3</b>	<b>36</b>	<b>4.4</b>	<b>81</b>

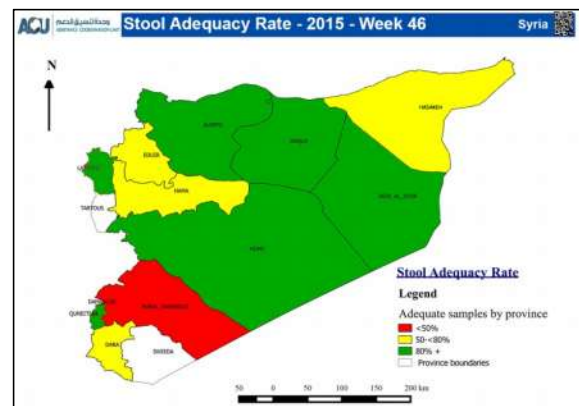
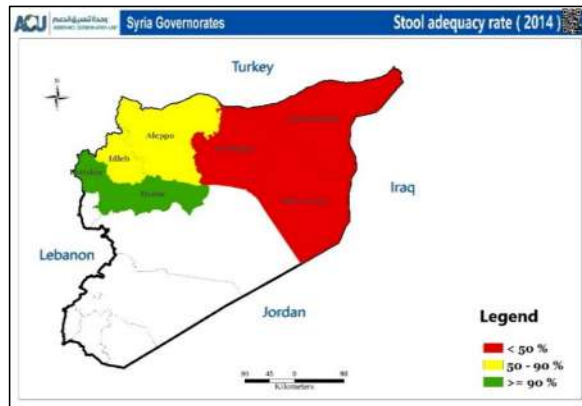
**2015 - Classification of AFP cases and surveillande indicators by governorates**

Governorate	Population under 15	Total AFP	Confirmed	Compatible	discarded	Pending final classification	Pending lab result	Non-polio AFP rate	Cases with adequate specimens %	NPEV %	Sabin like %	Expected No of AFP cases
Aleppo	1,900,725	88	0	0	68	20	10	5.2	85.2	15.9	1.1	38
Idleb	815,499	49	0	0	38	11	5	6.7	63.3	8.2	2.0	16
Hama	135,034	9	0	0	7	2	0	7.5	77.8	33.3	0.0	3
Lattakia	21,950	1	0	0	0	1	1	5.1	100.0	0.0	0.0	0
Ar-Raqqa	676,767	23	0	0	18	5	1	3.8	95.7	4.3	0.0	14
Deir-ez-Zor	939,292	36	0	0	30	6	3	4.3	88.9	16.7	5.6	19
Al-Hasakeh	172,150	4	0	0	3	1	1	2.6	75.0	0.0	0.0	3
Homs	171,304	8	0	0	1	7	7	5.2	87.5	0.0	0.0	3
Rural Damascus	102,766	3	0	0	3	0	0	3.3	0.0	0.0	0.0	2
Dar'a	201,955	9	0	0	6	3	3	5.0	66.7	11.1	0.0	4
Quneitra	36,200	1	0	0	0	1	1	3.1	100.0	0.0	0.0	1
<b>Total</b>	<b>5,173,642</b>	<b>231</b>	<b>0</b>	<b>0</b>	<b>174</b>	<b>57</b>	<b>32</b>	<b>5.0</b>	<b>80</b>	<b>13</b>	<b>1.7</b>	<b>103</b>

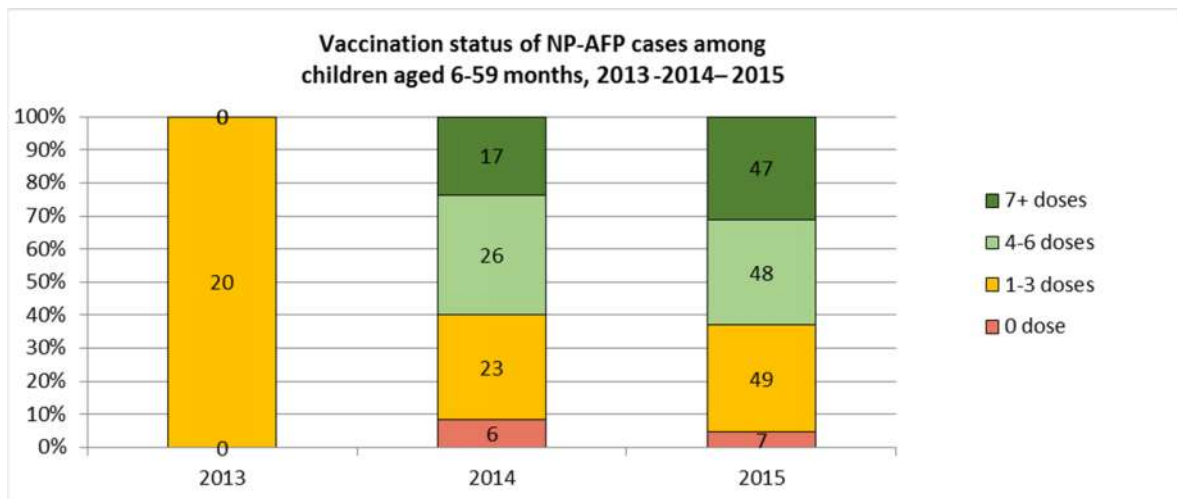
## Non-polio AFP rate by Governorate 2014 - 2015.



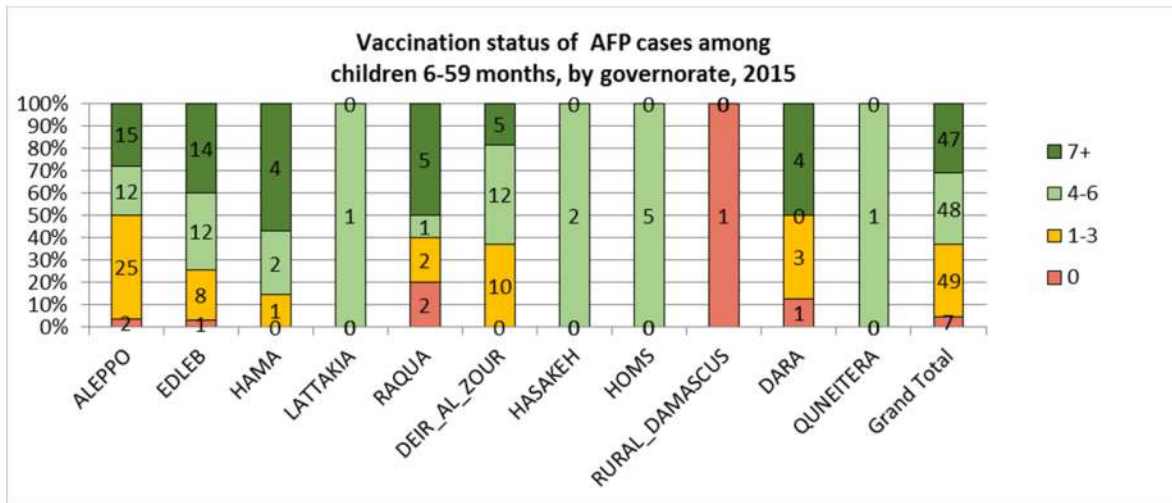
## Stool Adequacy rate by Governorate 2014-2015.



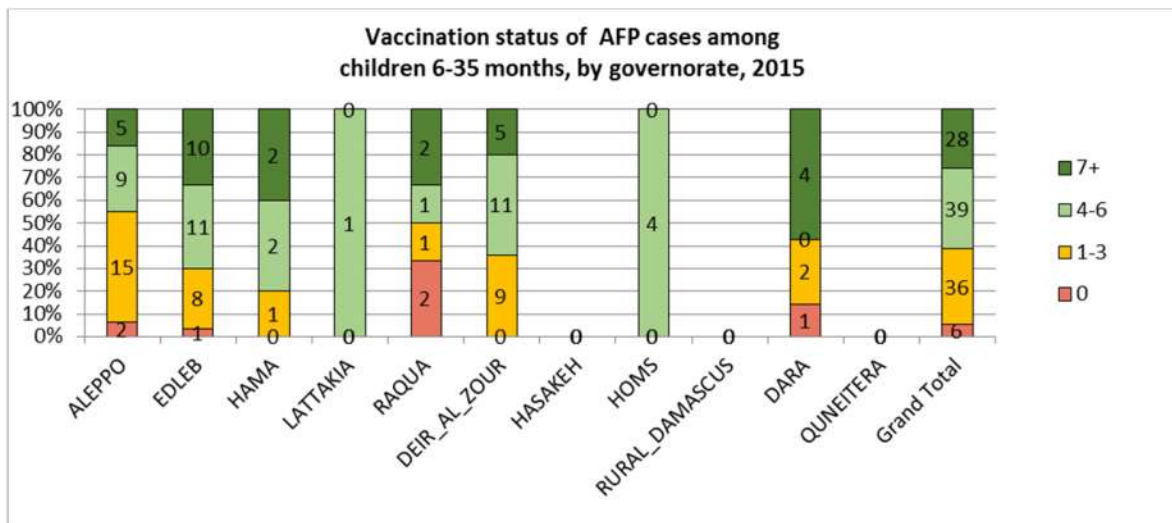
## Vaccination status of NP-AFP cases among children aged 6-59 months 2013 - 2014 - 2015:



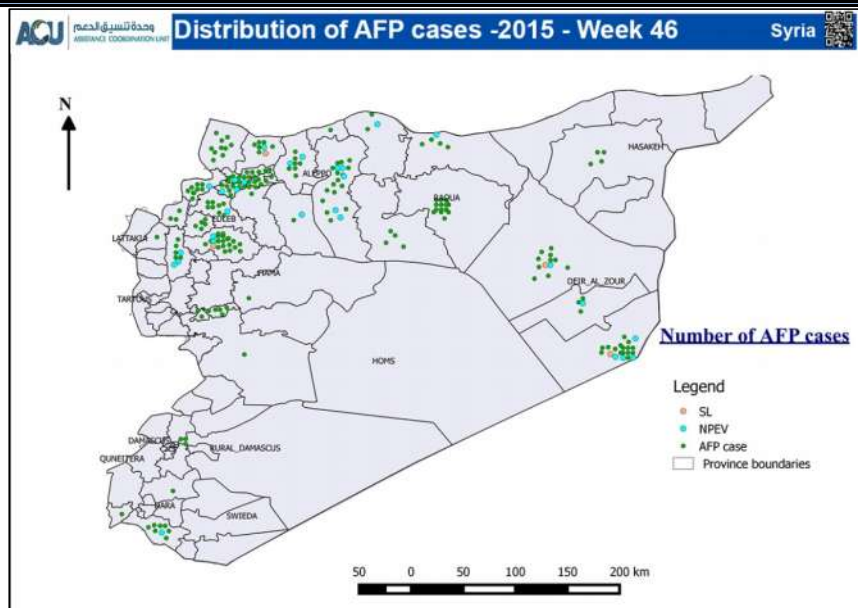
**Vaccination status of AFP cases among children 6-59 months, by governorate, 2015**



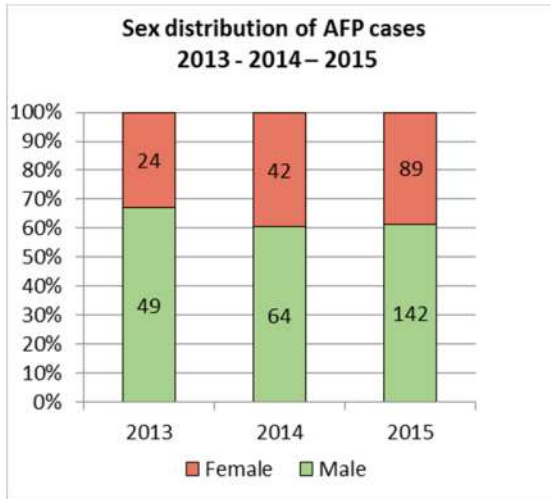
**Vaccination status of AFP cases among children 6-35 months, by governorate, 2015**



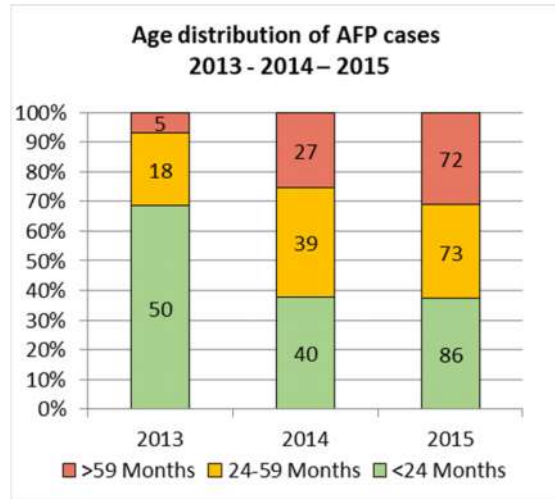
**Distribution of AFP cases - 2015**



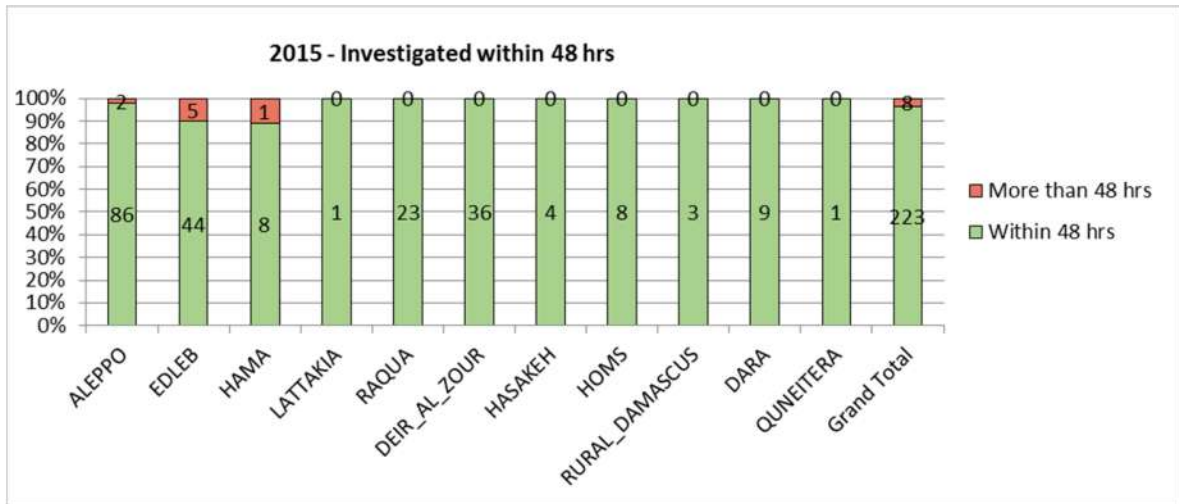
**Sex Distribution AFP Cases**



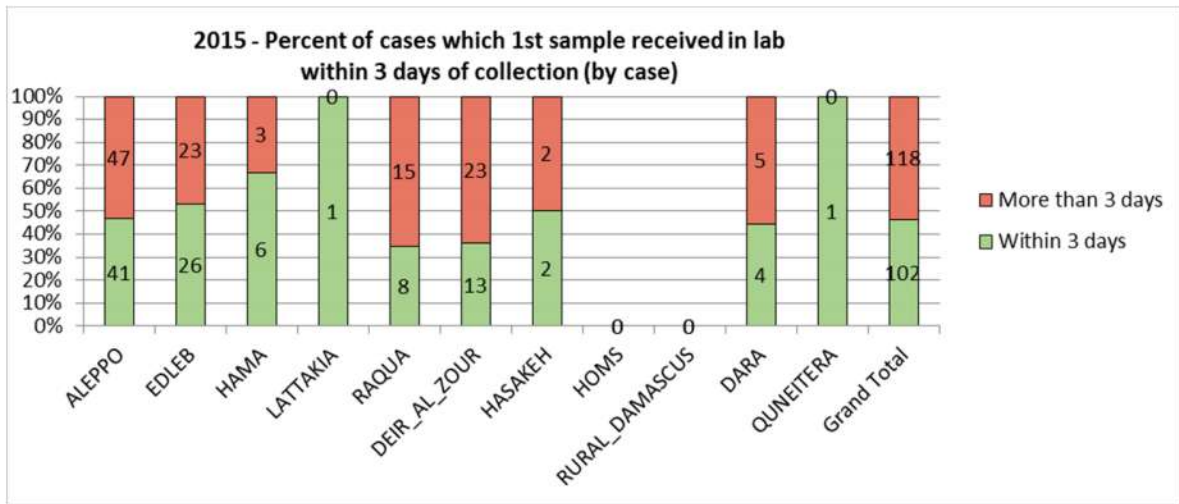
**Age Distribution AFP Cases by month**



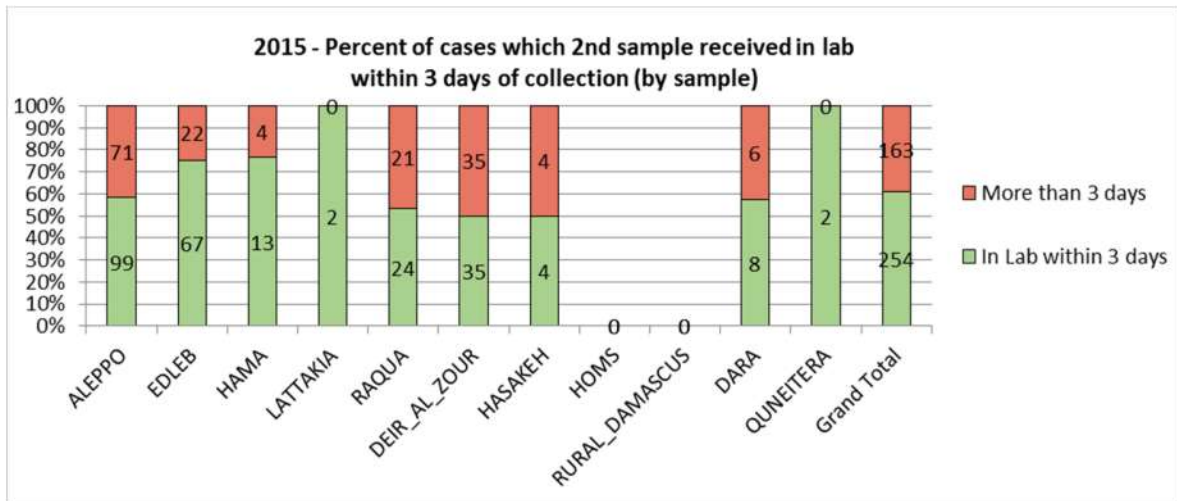
**Investigation within 48 hours of detection, Syria, 2015**



**2015 - Percent of cases which 1st sample received in lab within 3 days of collection (by case)**



**2015 - Percent of cases which 2nd sample received in lab within 3 days of collection (by sample)**



**2015 - AFP cases notified within 7 days of onset of paralysis**

