

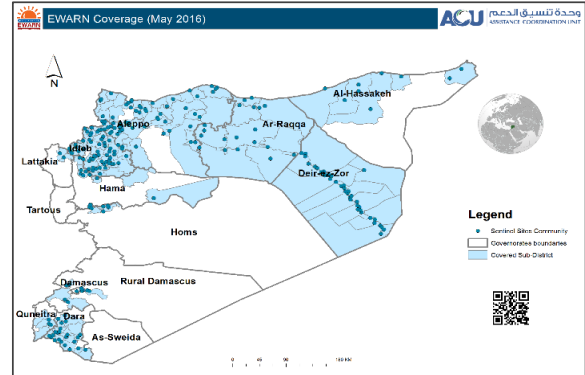
### Highlights

#### Year 2015 (by EWARN)

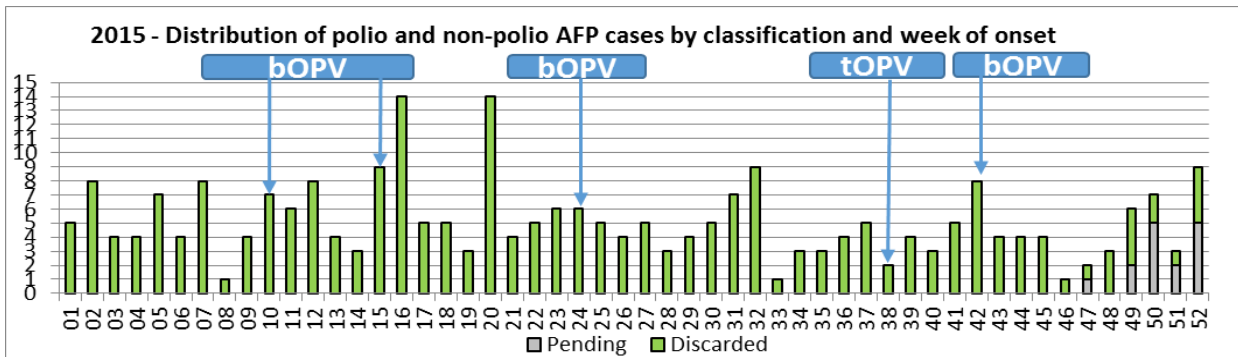
- » (267) AFP cases have been reported.
- » No new Polio (WPV) has been detected in 2015
- » Key surveillance indicators: Non-polio AFP rate

#### Year 2016 (by EWARN)

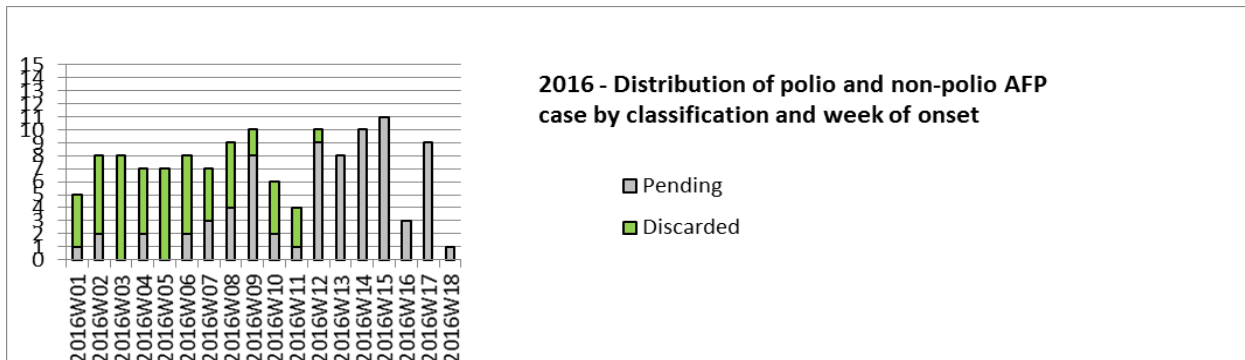
- » (131) AFP cases were reported up to week (19) - 2016
- » No new Polio (WPV) case since last update.
- » Key surveillance indicators: Non-polio AFP rate (5.8), Stool Adequacy rate (86.3%), NPEV Isolation rate (3%) and Sabin-like Virus Isolation (2.3%).



### 2015 - Distribution of polio and non-polio AFP cases by classification and week of onset



### 2016 - Distribution of polio and non-polio AFP cases by classification and week of onset



Weeks are aligned in a harmonized way to facilitate comparison between 2014, 2015 and 2016

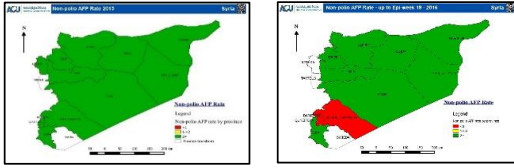
**2015 - Classification of AFP cases and surveillance indicators by governorates**

Governorate	Population under 15	Total AFP	Confirmed	Compatible	discarded	Pending final classification	Pending lab result	Non-polio AFP rate	Cases with adequate specimens %	NPEV %	Sabin like %	Expected No of AFP cases
Aleppo	1,900,725	100	0	0	96	4	4	5.3	82.0	18.0	1.0	38
Idleb	815,499	57	0	0	53	4	4	7.0	63.2	10.5	1.8	16
Hama	135,034	10	0	0	10	0	0	7.4	80.0	30.0	0.0	3
Lattakia	21,950	1	0	0	1	0	0	4.6	100.0	0.0	0.0	0
Ar-Raqqa	676,767	27	0	0	24	3	3	4.0	96.3	3.7	0.0	14
Deir-ez-Zor	939,292	43	0	0	39	4	4	4.6	88.4	18.6	4.7	19
Al-Hasakeh	172,150	5	0	0	4	1	1	2.9	60.0	0.0	0.0	3
Homs	171,304	10	0	0	10	0	8	5.8	80.0	0.0	0.0	3
Rural Damascus	102,766	3	0	0	3	0	0	2.9	0.0	0.0	0.0	2
Dar'a	201,955	10	0	0	8	2	2	5.0	70.0	10.0	0.0	4
Quneitra	36,200	1	0	0	0	1	1	3	100.0	0.0	0.0	1
<b>Total</b>	<b>5,173,642</b>	<b>267</b>	<b>0</b>	<b>0</b>	<b>248</b>	<b>19</b>	<b>27</b>	<b>5.2</b>	<b>79</b>	<b>14</b>	<b>1.5</b>	<b>103</b>

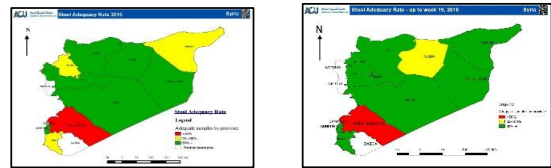
**2016 - Classification of AFP cases and surveillance indicators by governorates**

Governorate	Population under 15	Total AFP	Confirmed	Compatible	discarded	Pending final classification	Pending lab result	Non-polio AFP rate	Cases with adequate specimens %	NPEV %	Sabin like %	Expected No of AFP cases
Aleppo	2,026,785	38	0	0	17	21	15	5.3	81.6	0.0	5.3	61
Idleb	958,170	35	0	0	17	18	16	10.3	88.6	5.7	0.0	29
Hama	136,062	5	0	0	3	2	2	10.4	80.0	0.0	0.0	4
Lattakia	14,590	0	-	-	-	-	-	-	-	-	-	0
Ar-Raqqa	771,770	14	0	0	9	5	5	5.1	78.6	7.1	0.0	23
Deir-ez-Zor	982,463	9	0	0	1	8	8	2.6	100.0	0.0	11.1	29
Al-Hasakeh	477,726	6	0	0	3	3	3	3.6	100.0	16.7	0.0	14
Homs	171,304	7	0	0	0	7	6	11.6	85.7	-	-	5
Rural Damascus	370,951	1	0	0	0	1	1	0.8	0.0	-	-	11
Dar'a	427,276	13	0	0	3	10	10	8.6	92.3	0.0	0.0	13
Quneitra	13,357	3	0	0	2	1	1	64	100.0	0.0	0.0	0
<b>Total</b>	<b>6,350,454</b>	<b>131</b>	<b>0</b>	<b>0</b>	<b>55</b>	<b>76</b>	<b>67</b>	<b>5.8</b>	<b>86.3</b>	<b>3.1</b>	<b>2.3</b>	<b>191</b>

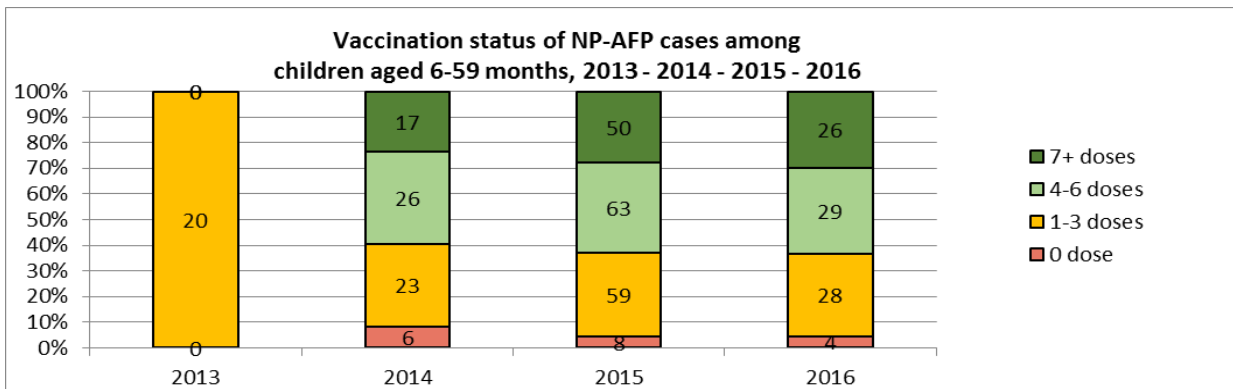
### Non-polio AFP rate 2015 - 2016



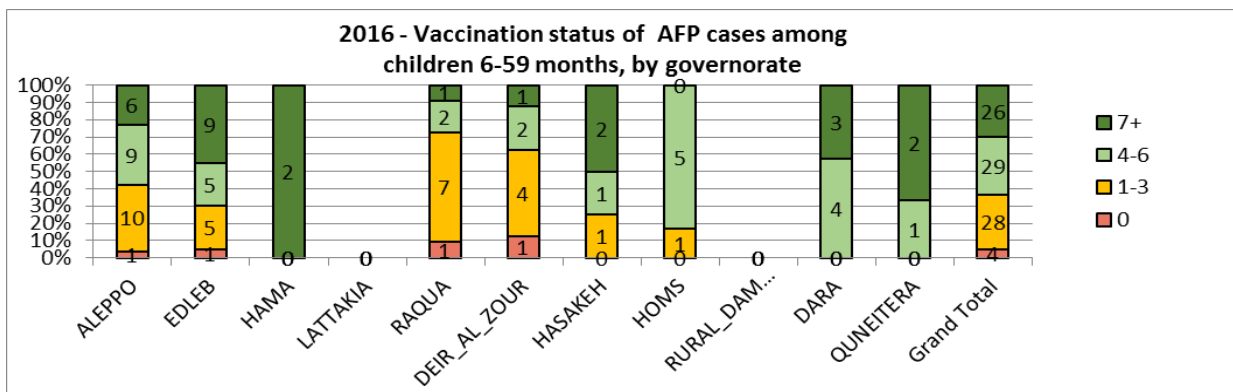
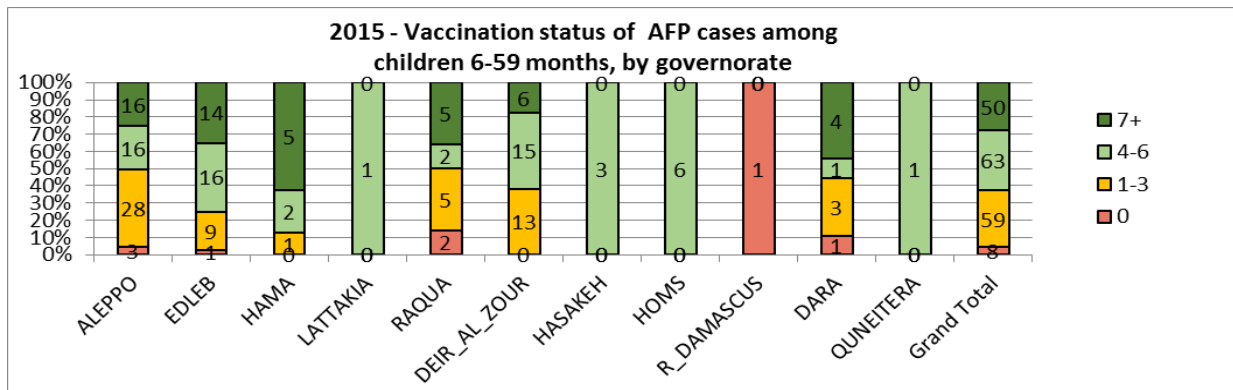
### Stool Adequacy 2015 - 2016



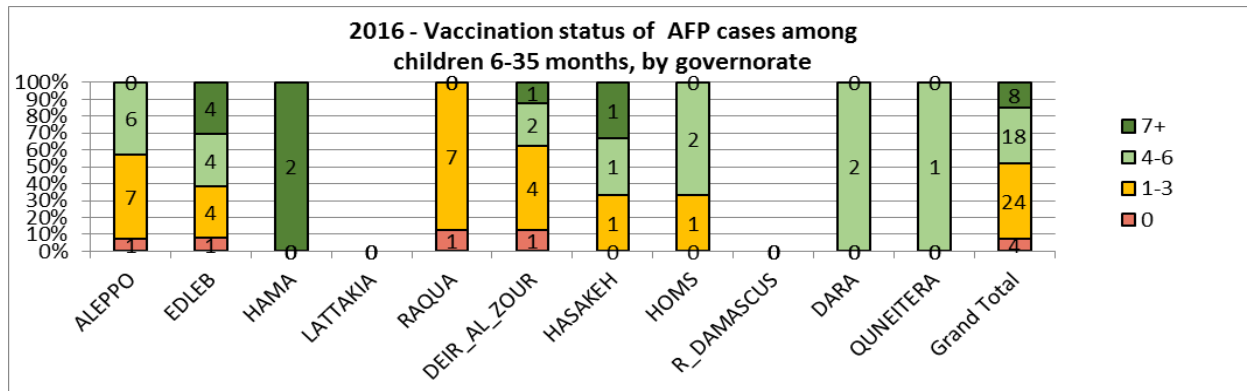
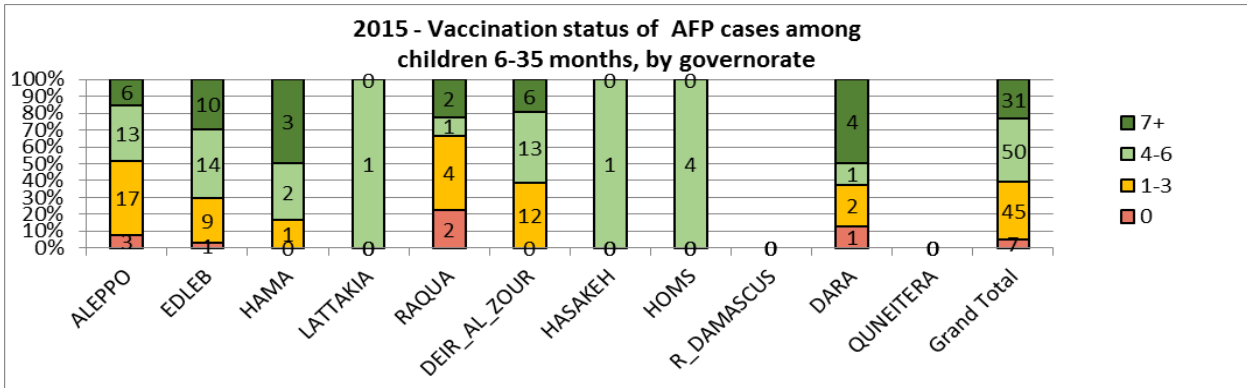
### Vaccination status of NP-AFP cases among children aged 6-59 months 2013 - 2014 - 2015 - 2016



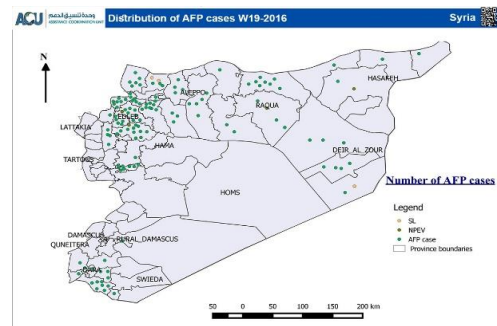
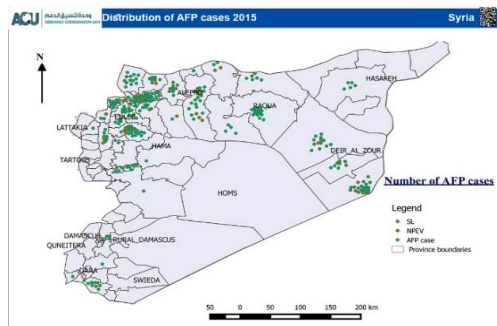
### Vaccination status of AFP cases among children 6-59 months, by governorate, 2015 - 2016



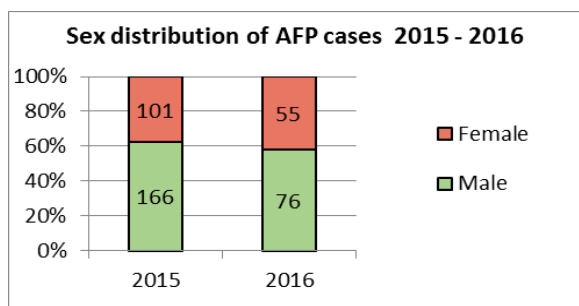
## Vaccination status of AFP cases among children 6-35 months, by governorate, 2015 - 2016



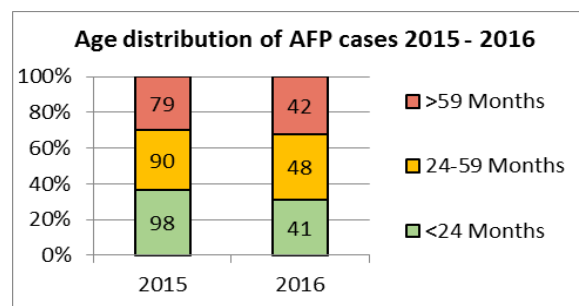
## Distribution of AFP cases - 2015 - 2016



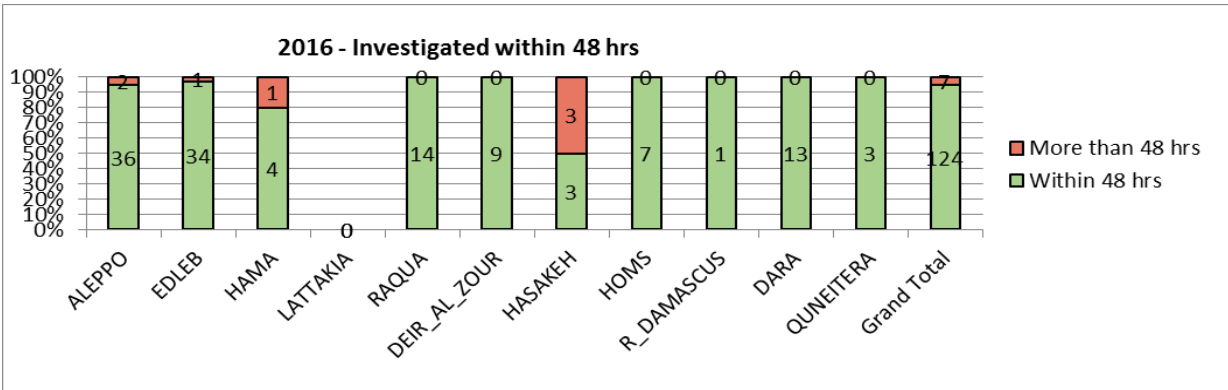
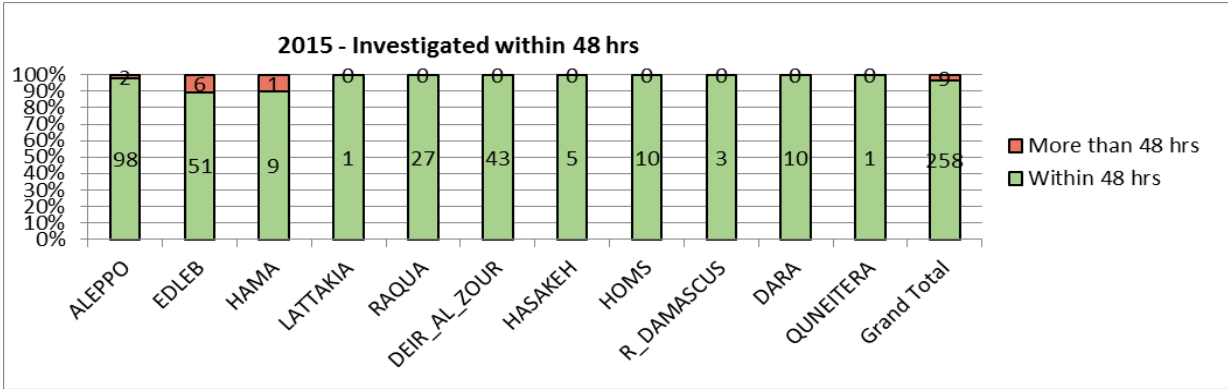
## Sex Distribution AFP Cases



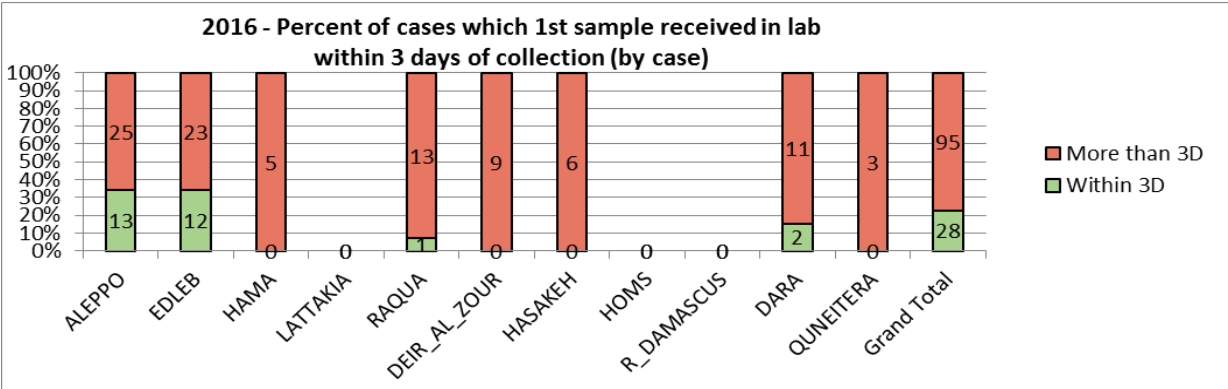
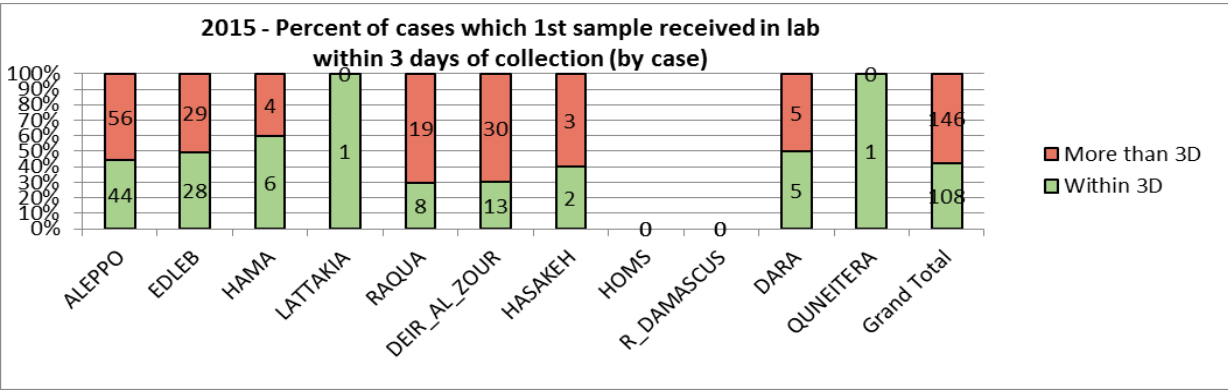
## Age Distribution AFP Cases by month



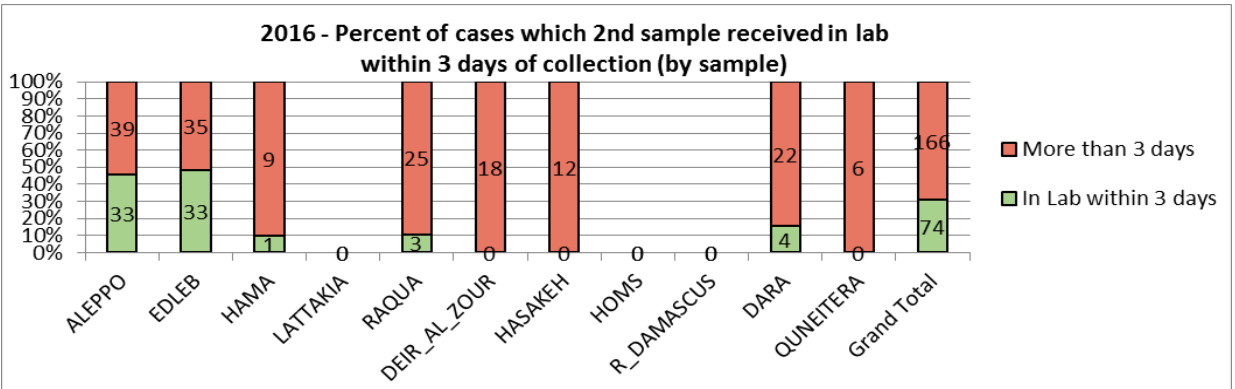
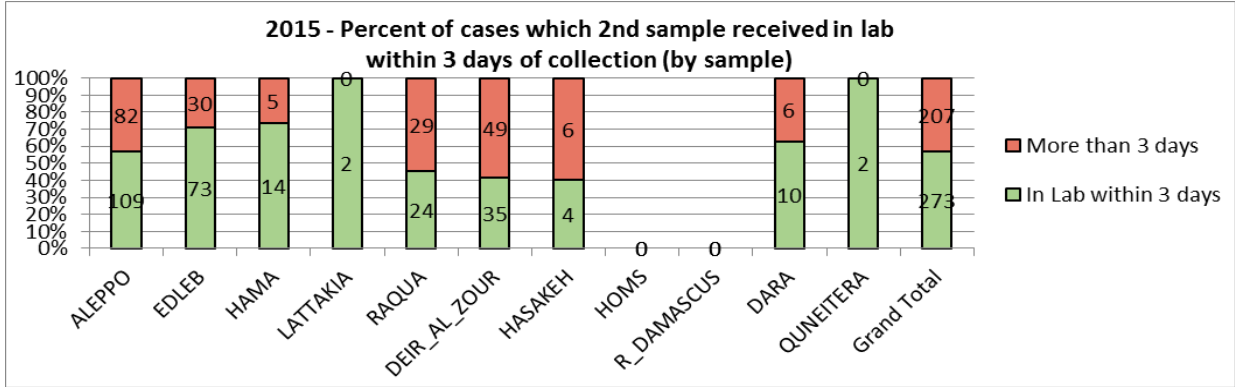
**Investigation within 48 hours of detection, Syria, 2015 - 2016**



**2015 -2016 Percent of cases which 1st sample received in lab within 3 days of collection (by case)**



**2015 - 2016 Percent of cases which 2nd sample received in lab within 3 days of collection (by sample)**



**2015 - 2016 AFP cases notified within 7 days of onset of paralysis**

