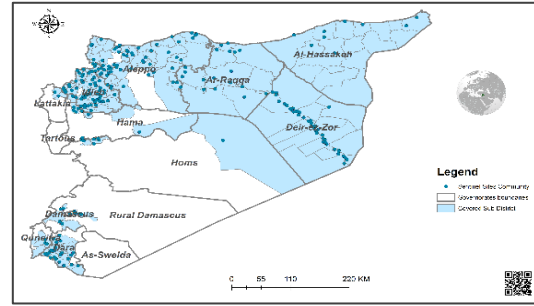


### Highlights

#### Year 2015 (by EWARN)

- » (267) AFP cases have been reported.
  - » No new Polio (WPV) has been detected in 2015
  - » One VDPV was isolated from a case reported from Deir-az-Zor. No other cases were identified from the same area.
- The case was considered as an event, surveillance continues to be enhanced in Syria.

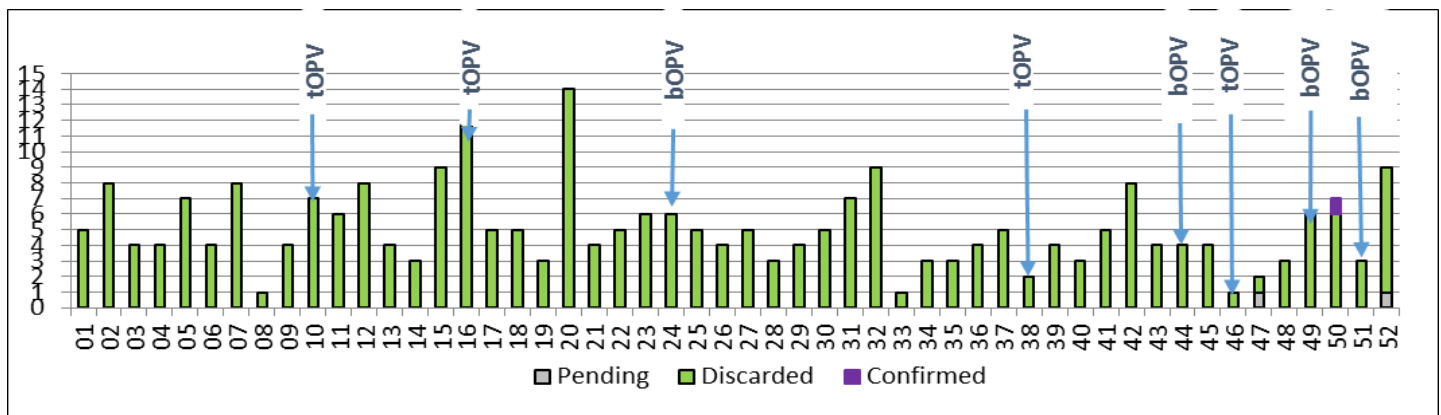


- » Key surveillance indicators: Non-polio AFP rate (5.1), Stool Adequacy rate (79%), NPEV Isolation rate (15%) and Sabin-like Virus Isolation (1.5%).

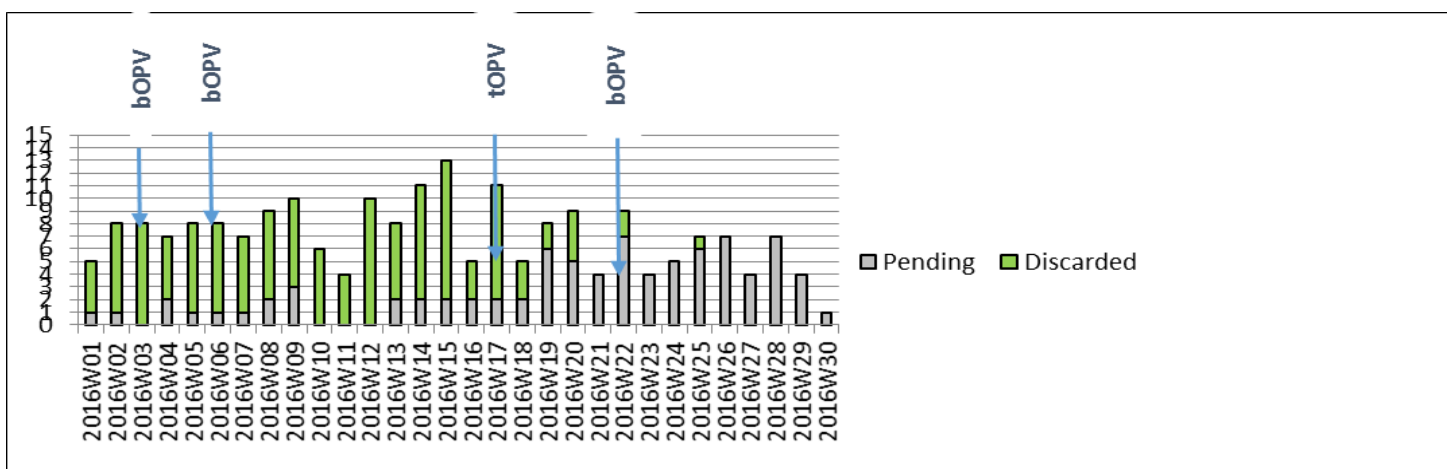
#### Year 2016 (by EWARN)

- » (212) AFP cases were reported up to week (31) - 2016. No new Polio (WPV) case since last update.
- » Key surveillance indicators: Non-polio AFP rate (5.6), Stool Adequacy rate (85.4%), NPEV Isolation rate (7.5%) and Sabin-like Virus Isolation (2.8%).

### 2015 - Distribution of polio and non-polio AFP cases by classification and week of onset



### 2016 - Distribution of polio and non-polio AFP cases by classification and week of onset



Ps: Weeks are aligned in a harmonized way to facilitate comparison between 2014, 2015 and 2016

## 2015 - Classification of AFP cases and surveillance indicators by governorates

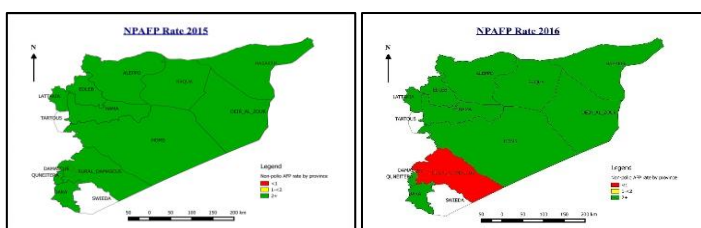
Governorate	Population under 15	Total AFP	Confirmed	Compatible	discarded	Pending Classification	Pending lab	Non-polio AFP rate	Stool Adequacy %	NPEV %	Sabin like %	Expected No.
Aleppo	1,900,725	100	0	0	100	0	0	5.3	82.0	19.0	1.0	38
Idleb	815,499	57	0	0	56	1	0	7.0	63.2	10.5	1.8	16
Lattakia	21,950	1	0	0	1	0	0	4.6	100.0	0.0	0.0	0
Hama	135,034	10	0	0	10	0	0	7.4	80.0	30.0	0.0	3
Ar-Raqqa	676,767	27	0	0	27	0	0	4.0	96.3	3.7	0.0	14
Deir-ez-Zor	939,292	43	1	0	42	0	0	4.5	88.4	23.3	4.7	19
Al-Hasakeh	172,150	5	0	0	4	1	0	2.9	60.0	0.0	0.0	3
Homs	171,304	10	0	0	10	0	-	5.8	90.0	0.0	0.0	3
Rural Damascus	102,766	3	0	0	3	0	-	2.9	0.0	0.0	0.0	2
Dar'a	201,955	10	0	0	10	0	0	5.0	70.0	10.0	0.0	4
Quneitra	36,200	1	0	0	1	0	0	2.8	100.0	0.0	0.0	1
<b>Total</b>	<b>5,173,642</b>	<b>267</b>	<b>1</b>	<b>0</b>	<b>264</b>	<b>2</b>	<b>0</b>	<b>5.1</b>	<b>79</b>	<b>15</b>	<b>1.5</b>	<b>103</b>

## 2016 - Classification of AFP cases and surveillance indicators by governorates

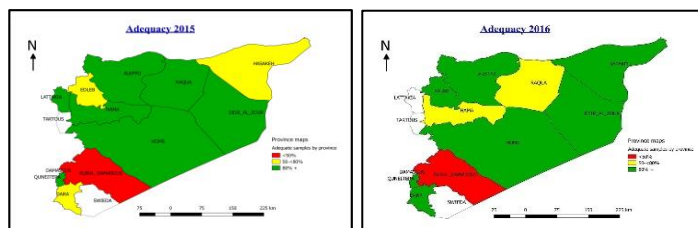
Governorate	Population under 15	Total AFP	Confirmed	Compatible	discarded	Pending Classification	Pending lab	Non-polio AFP rate	Stool Adequacy %	NPEV %	Sabin like %	Expected No.
Aleppo	2,026,785	55	0	0	39	16	11	4.6	85.5	5.5	5.5	61
Idleb + Lattakia	972,760	56	0	0	39	17	13	9.9	85.7	5.4	1.8	29
Hama	136,062	7	0	0	5	2	2	8.7	71.4	14.3	0.00	4
Ar-Raqqa	771,770	16	0	0	12	4	2	3.5	75.0	25.0	0.0	23
Deir-ez-Zor	982,463	30	0	0	9	21	20	5.2	93.3	3.3	3.3	29
Al-Hasakeh	477,726	10	0	0	6	4	3	3.5	80.0	10.0	10.0	14
Homs	171,304	14	0	0	0	14	-	13.8	92.9	-	-	5
Rural Damascus	370,951	2	0	0	0	2	-	0.9	0.0	-	-	11
Dar'a	427,276	18	0	0	15	3	2	7.1	88.9	16.7	0.0	13
Quneitra	13,357	4	0	0	3	1	1	51	100.0	0.0	0.0	0
<b>Total</b>	<b>6,350,454</b>	<b>212</b>	<b>0</b>	<b>0</b>	<b>128</b>	<b>84</b>	<b>54</b>	<b>5.6</b>	<b>85.4</b>	<b>7.5</b>	<b>2.8</b>	<b>191</b>

Ps: As a small portion of Lattakia is covered by EWARN, therefore it's combined with Idleb

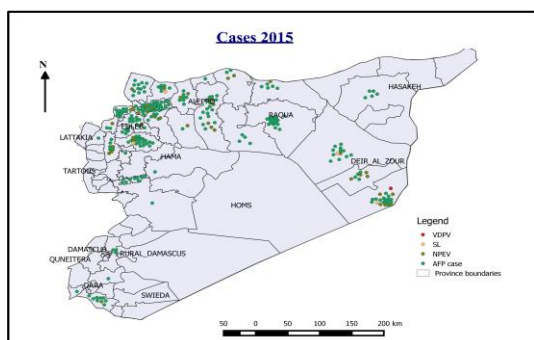
### Non-polio AFP rate 2015 - 2016



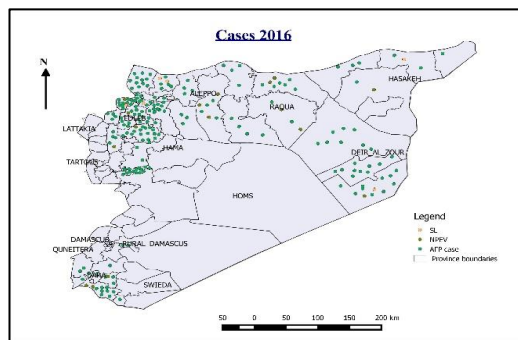
### Stool Adequacy 2015 - 2016



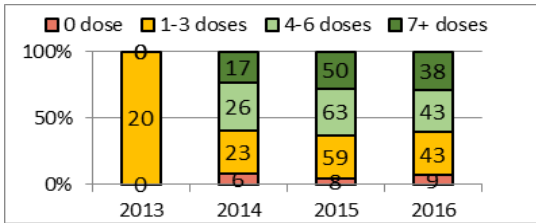
### Distribution of AFP cases - 2015



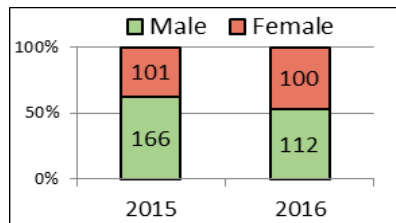
### Distribution of AFP cases - 2016



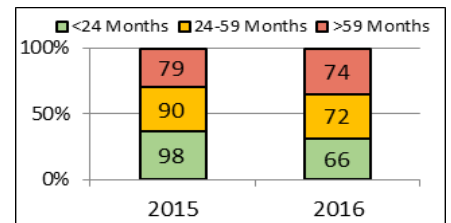
### Vaccination of children aged 6-59 month



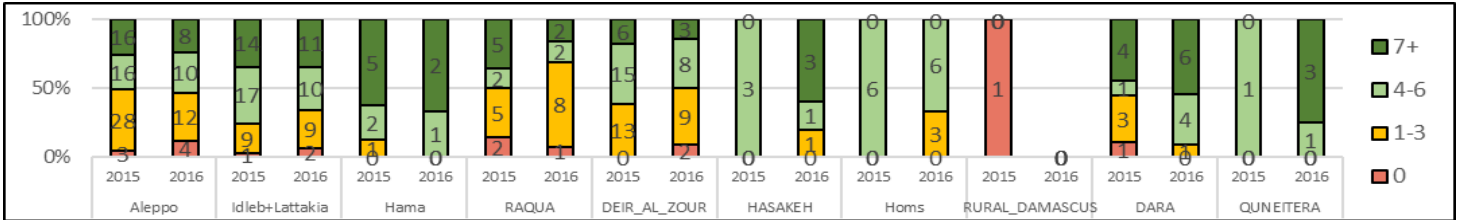
### Sex distribution



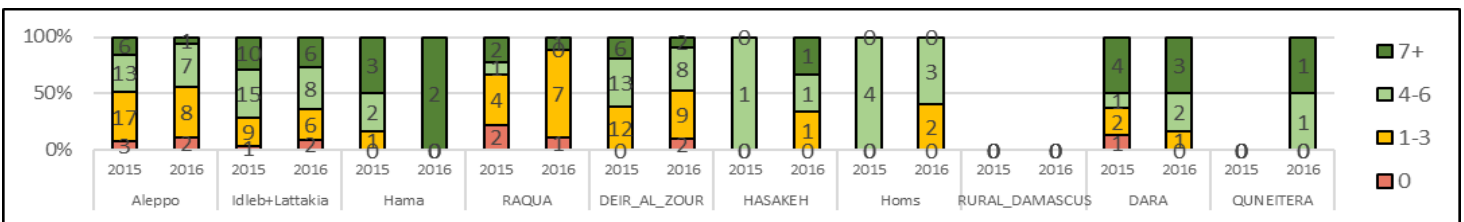
### Age distribution



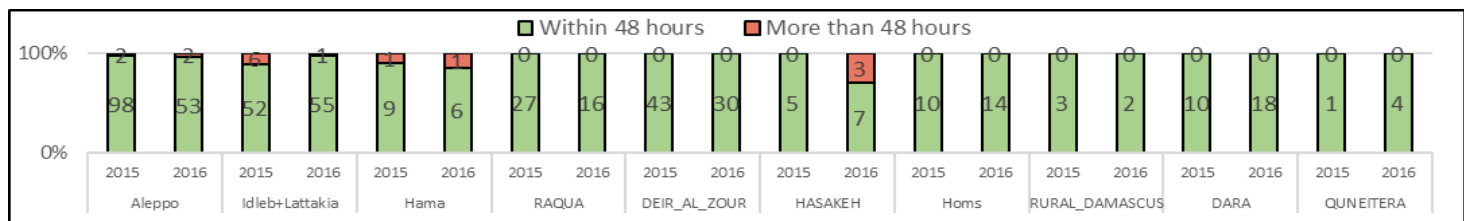
### Vaccination status of AFP cases among children 6-59 months, by governorate, 2015 - 2016



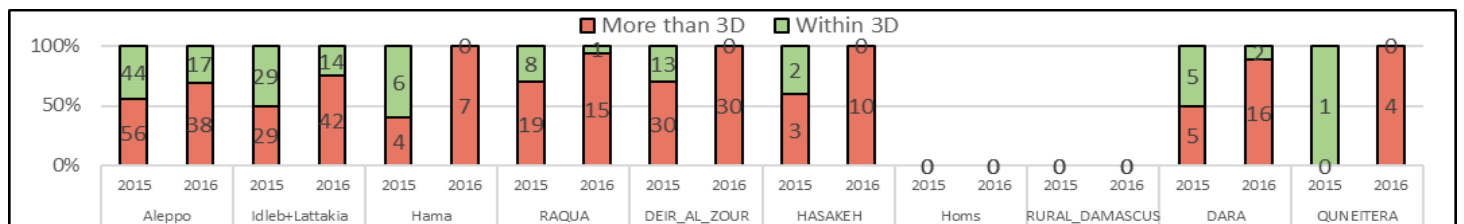
### Vaccination status of AFP cases among children 6-35 months, by governorate, 2015 - 2016



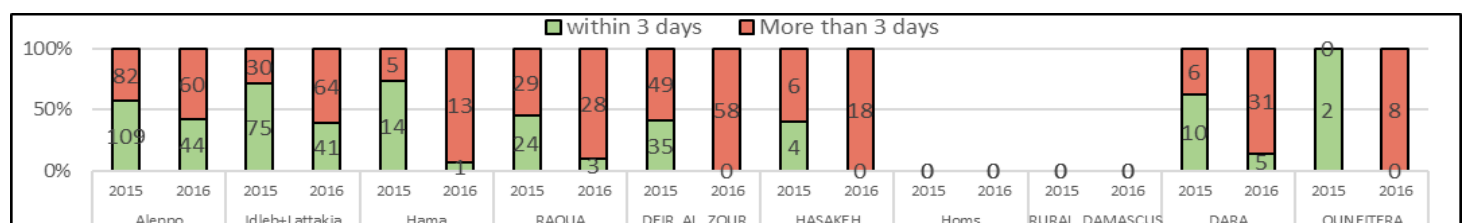
### Investigation within 48 hours of detection, Syria, 2015 - 2016



### 2015 - 2016 Percent of cases which 1st sample received in lab within 3 days of collection (by case)



### 2015 - 2016 Percent of cases which 2nd sample received in lab within 3 days of collection (by sample)



### 2015 - 2016 AFP cases notified within 7 days of onset of paralysis

