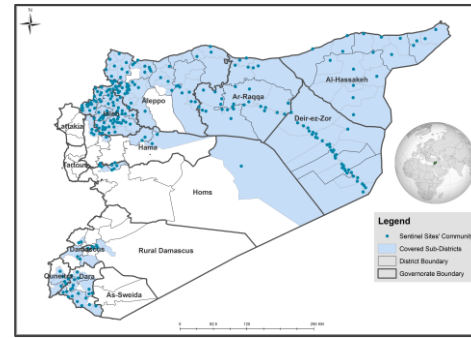


Highlights

Year 2015 (by EWARN)

- » (267) AFP cases have been reported.
  - » No new Polio (WPV) has been detected in 2015
  - » One VDPV was isolated from a case reported from Deir-ez-Zor. No other cases were identified from the same area.
- The case was considered as an event, surveillance continues to be enhanced in Syria.

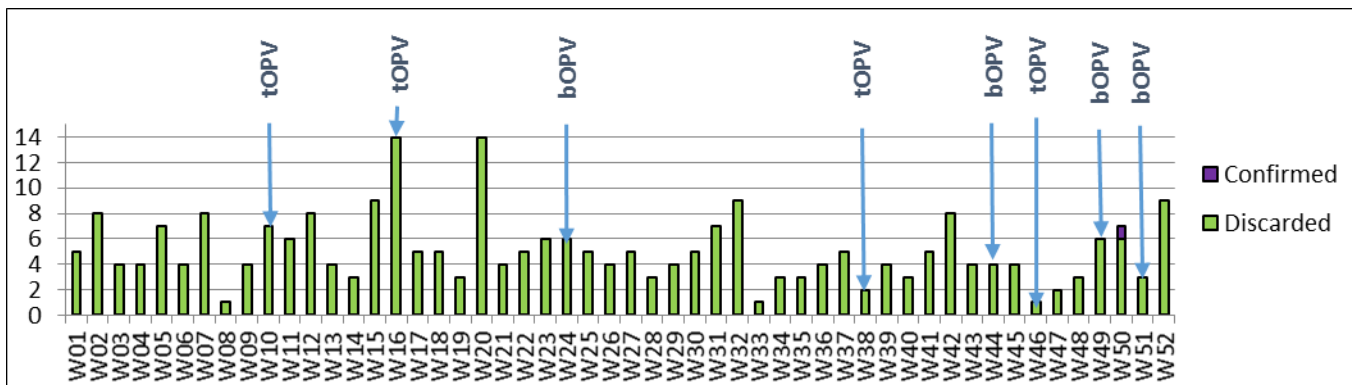


- » Key surveillance indicators: Non-polio AFP rate (5.1), Stool Adequacy rate (79%), NPEV Isolation rate (15%) and Sabin-like Virus Isolation (1.5%).

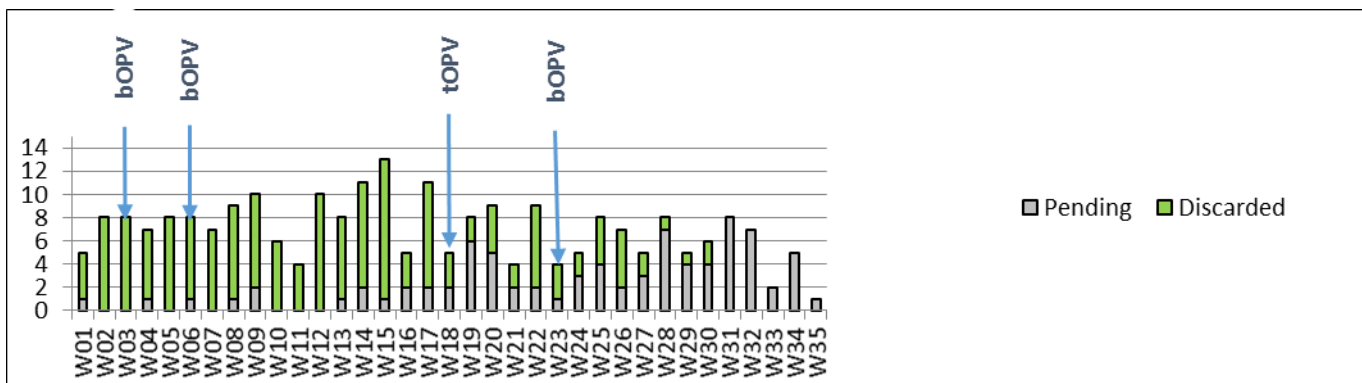
Year 2016 (by EWARN)

- » (244) AFP cases were reported up to week (36) - 2016. No new Polio (WPV) case since last update.
- » Key surveillance indicators: Non-polio AFP rate (5.7), Stool Adequacy rate (86.1%), NPEV Isolation rate (8.2%) and Sabin-like Virus Isolation (3.3%).

2015 - Distribution of polio and non-polio AFP cases by classification and week of onset

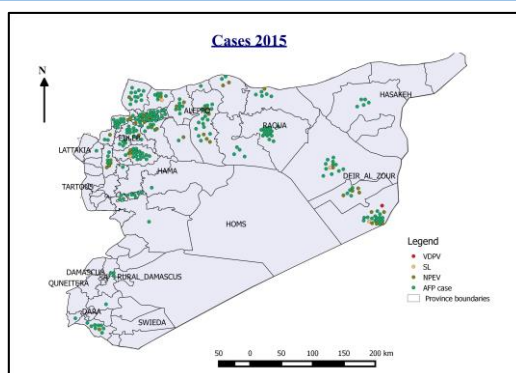


2016 - Distribution of polio and non-polio AFP cases by classification and week of onset

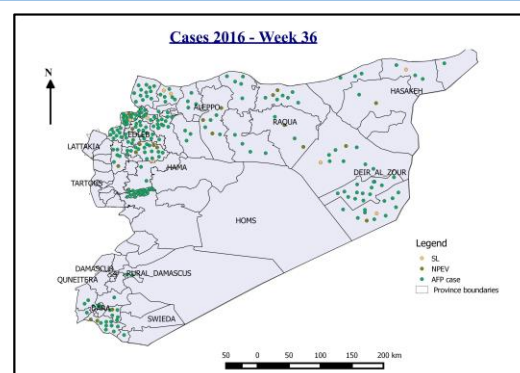


Ps: Weeks are aligned in a harmonized way to facilitate comparison between 2014, 2015 and 2016

Distribution of AFP cases - 2015



Distribution of AFP cases - 2016



## 2015 - Classification of AFP cases and surveillance indicators by governorates

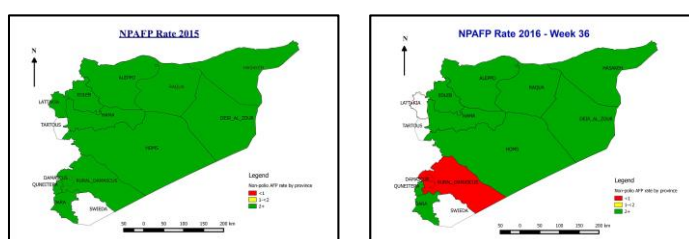
Governorate	Population under 15	Total AFP	Confirmed	Compatible	discarded	Pending Classification	Pending lab	Non-polio AFP rate	Stool Adequacy %	NPEV %	Sabin like %	Expected No.
Aleppo	1,900,725	100	0	0	100	0	0	5.3	82.0	19.0	1.0	38
Idleb	815,499	57	0	0	57	0	0	7.0	63.2	10.5	1.8	16
Lattakia	21,950	1	0	0	1	0	0	4.6	100.0	0.0	0.0	0
Hama	135,034	10	0	0	10	0	0	7.4	80.0	30.0	0.0	3
Ar-Raqqa	676,767	27	0	0	27	0	0	4.0	96.3	3.7	0.0	14
Deir-ez-Zor	939,292	43	1	0	42	0	0	4.5	88.4	23.3	4.7	19
Al-Hasakeh	172,150	5	0	0	5	0	0	2.9	60.0	0.0	0.0	3
Homs	171,304	10	0	0	10	0	-	5.8	90.0	0.0	0.0	3
Rural Damascus	102,766	3	0	0	3	0	-	2.9	0.0	0.0	0.0	2
Dar'a	201,955	10	0	0	10	0	0	5.0	70.0	10.0	0.0	4
Quneitra	36,200	1	0	0	1	0	0	2.8	100.0	0.0	0.0	1
<b>Total</b>	<b>5,173,642</b>	<b>267</b>	<b>1</b>	<b>0</b>	<b>266</b>	<b>0</b>	<b>0</b>	<b>5.1</b>	<b>79</b>	<b>15</b>	<b>1.5</b>	<b>103</b>

## 2016 - Classification of AFP cases and surveillance indicators by governorates

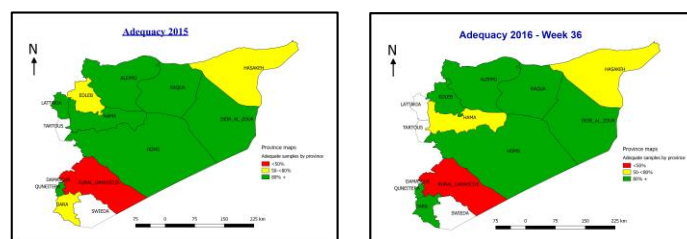
Governorate	Population under 15	Total AFP	Confirmed	Compatible	discarded	Pending Classification	Pending lab	Non-polio AFP rate	Stool Adequacy %	NPEV %	Sabin like %	Expected No.
Aleppo	2,026,785	59	0	0	47	12	12	4.3	88.1	5.1	5.1	41
Idleb + Lattakia	972,760	68	0	0	53	15	12	10.5	85.3	8.8	2.9	19
Hama	136,062	8	0	0	6	2	1	8.7	75.0	12.5	0.00	3
Ar-Raqqa	771,770	16	0	0	14	2	2	3.1	81.3	25.0	0.0	15
Deir-ez-Zor	982,463	35	0	0	15	20	18	5.2	91.4	5.7	5.7	20
Al-Hasakeh	477,726	11	0	0	9	2	1	3.4	72.7	9.1	9.1	10
Homs	171,304	19	0	0	0	19	-	16.3	94.7	-	-	3
Rural Damascus	370,951	2	0	0	0	2	-	0.8	0.0	-	-	7
Dar'a	427,276	22	0	0	15	7	6	7.6	86.4	13.6	0.0	9
Quneitra	13,357	4	0	0	3	1	1	44	100.0	0.0	0.0	0
<b>Total</b>	<b>6,350,454</b>	<b>244</b>	<b>0</b>	<b>0</b>	<b>162</b>	<b>82</b>	<b>53</b>	<b>5.7</b>	<b>86.1</b>	<b>8.2</b>	<b>3.3</b>	<b>127</b>

Ps: As a small portion of Lattakia is covered by EWARN, therefore it's combined with Idleb

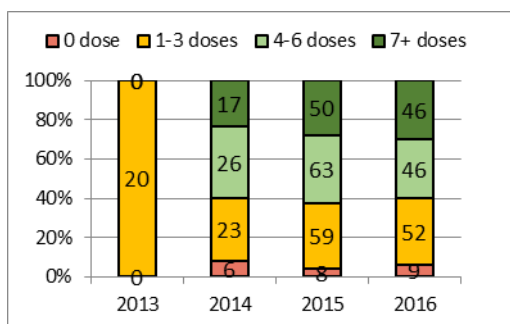
### Non-polio AFP rate 2015 - 2016



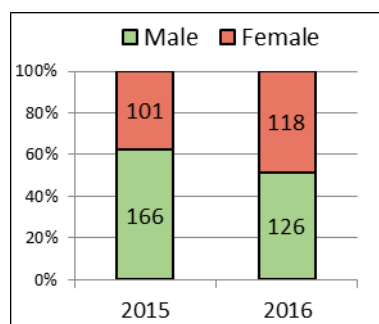
### Stool Adequacy 2015 - 2016



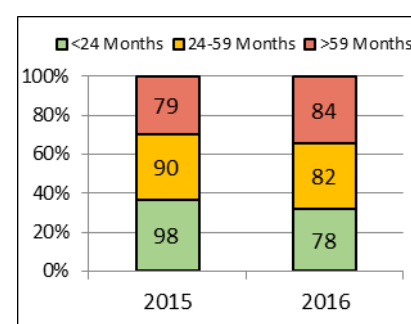
### Vaccination of children aged 6-59 month



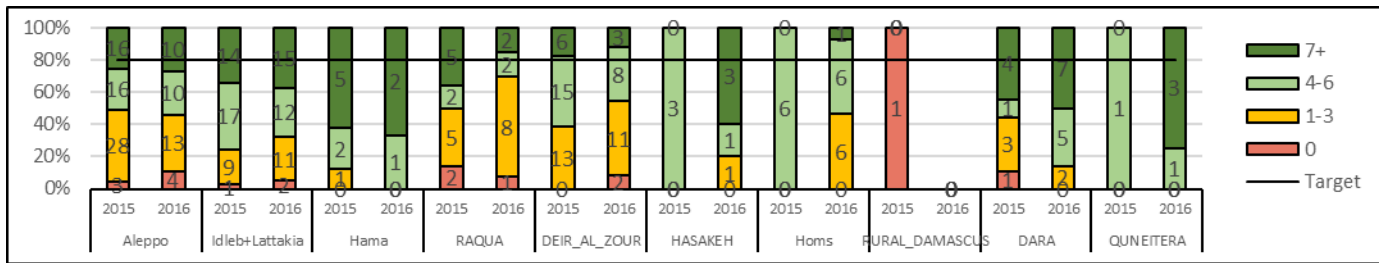
### Sex distribution



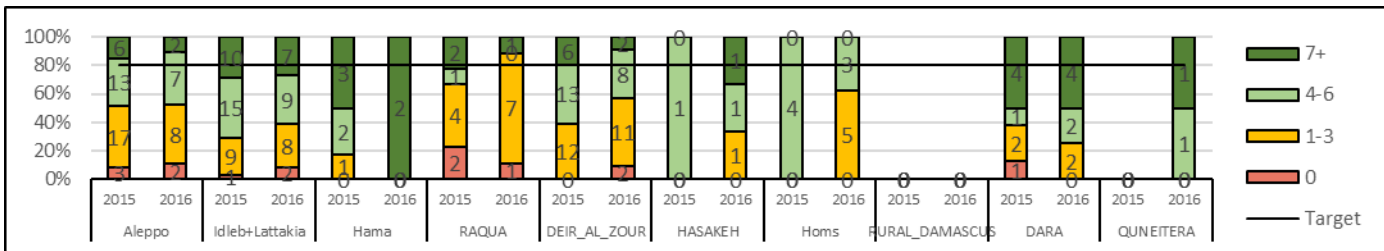
### Age distribution



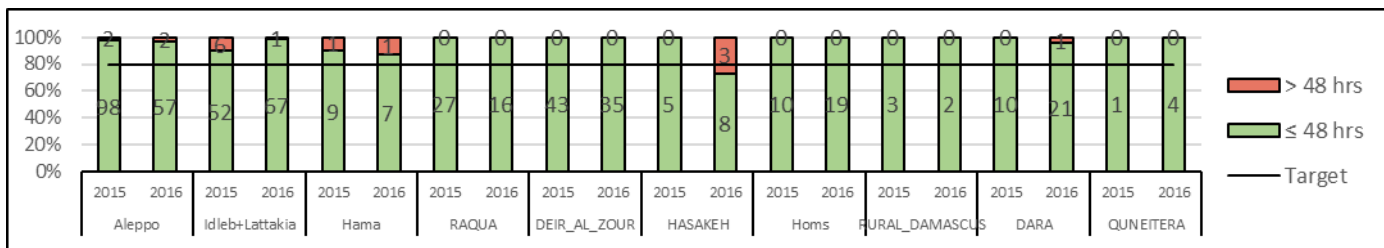
**Vaccination status of AFP cases among children 6-59 months, by governorate, 2015 - 2016**



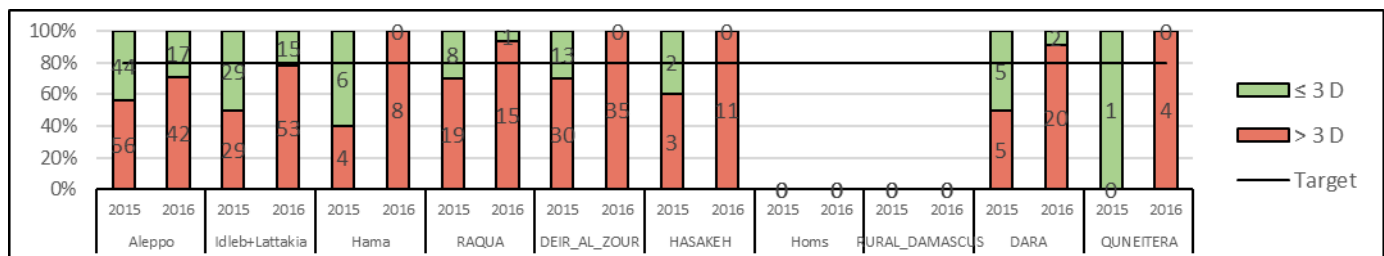
**Vaccination status of AFP cases among children 6-35 months, by governorate, 2015 - 2016**



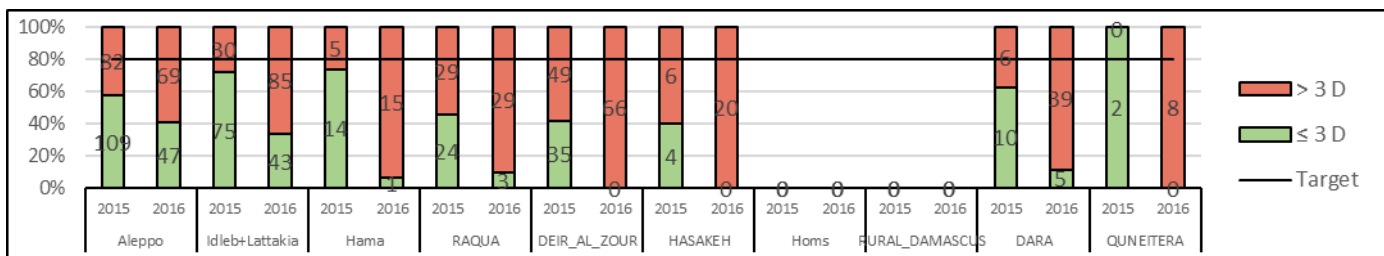
**Investigation within 48 hours of detection, Syria, 2015 - 2016**



**2015 -2016 Percent of cases which 1st sample received in lab within 3 days of collection (by case)**



**2015 - 2016 Percent of cases which 2nd sample received in lab within 3 days of collection (by sample)**



**2015 - 2016 AFP cases notified within 7 days of onset of paralysis**

