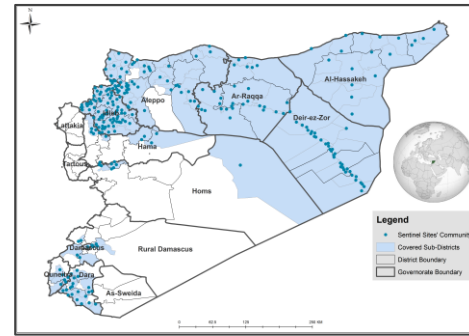


Highlights

Year 2015 (by EWARN)

- » (267) AFP cases have been reported.
- » No new Polio (WPV) has been detected in 2015
- » One VDPV was isolated from a case reported from Deir-ez-Zor. No other AFP cases were detected despite the enhancement of surveillance. The case was considered as an event, surveillance continues to be enhanced in Syria.

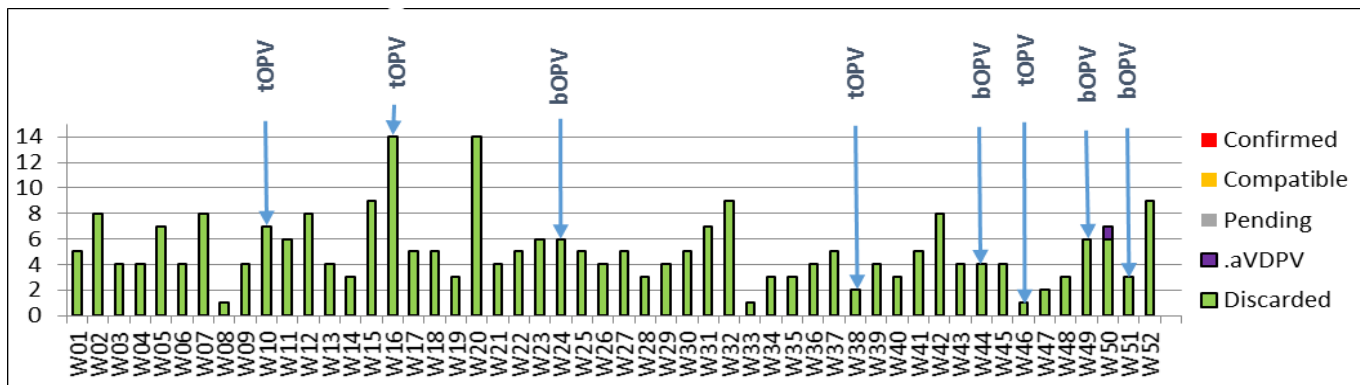


- » Key surveillance indicators: Non-polio AFP rate (5.1), Stool Adequacy rate (79%), NPEV Isolation rate (15%) and Sabin-like Virus Isolation (1.5%).

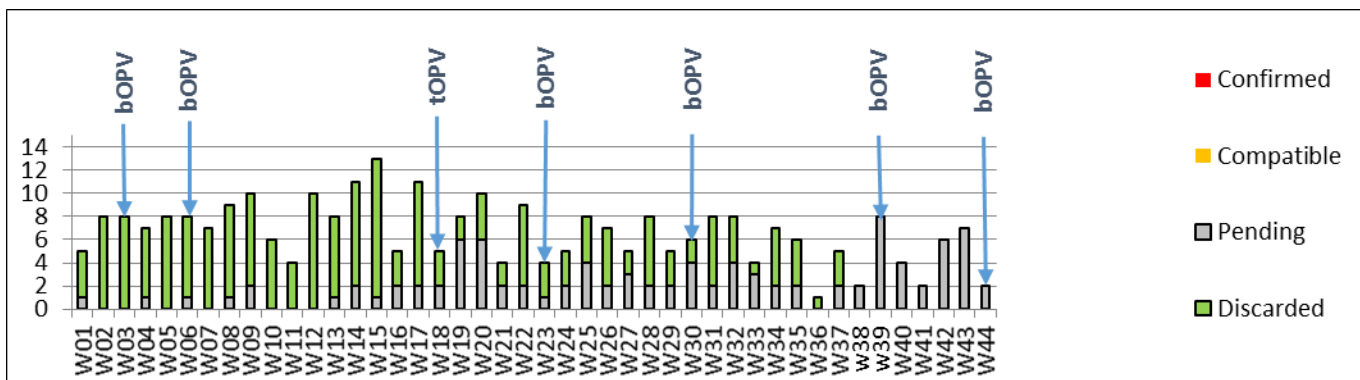
Year 2016 (by EWARN)

- » (292) AFP cases were reported up to week (45) - 2016. No new Polio (WPV) case since last update.
- » Key surveillance indicators: Non-polio AFP rate (5.4), Stool Adequacy rate (82.2%), NPEV Isolation rate (13%) and Sabin-like Virus Isolation (2.7%).

2015 - Distribution of polio and non-polio AFP cases by classification and week of onset

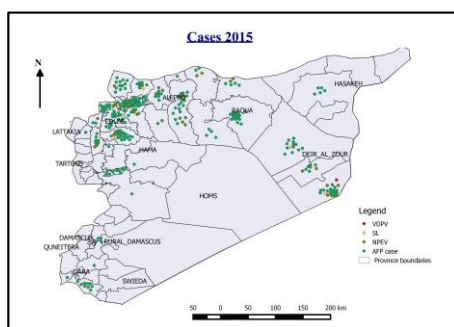


2016 - Distribution of polio and non-polio AFP cases by classification and week of onset

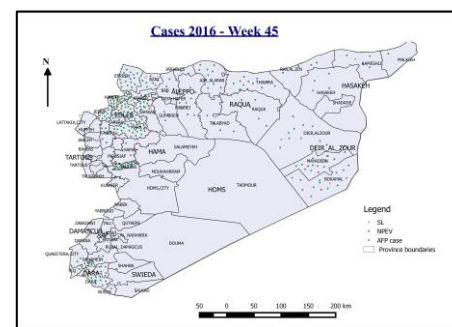


Ps: Weeks are aligned in a harmonized way to facilitate comparison between 2014, 2015 and 2016

Distribution of AFP cases - 2015



Distribution of AFP cases - 2016



2015 - Classification of AFP cases and surveillance indicators by governorates

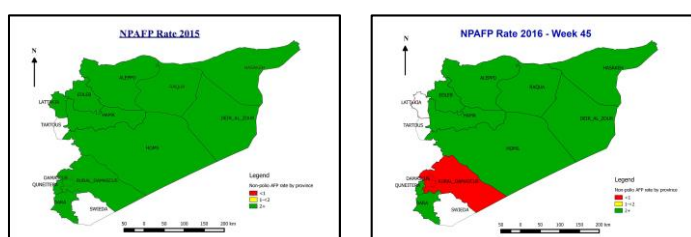
Governorate	Population under 15	Total AFP	Confirmed	Compatible	discarded	Pending Classification	Pending lab	Non-polio AFP rate	Stool Adequacy %	NPEV %	Sabin like %	Expected No.
Aleppo	1,900,725	100	0	0	100	0	0	5.3	82.0	19.0	1.0	38
Idleb	815,499	57	0	0	57	0	0	7.0	63.2	10.5	1.8	16
Lattakia	21,950	1	0	0	1	0	0	4.6	100.0	0.0	0.0	0
Hama	135,034	10	0	0	10	0	0	7.4	80.0	30.0	0.0	3
Ar-Raqqa	676,767	27	0	0	27	0	0	4.0	96.3	3.7	0.0	14
Deir-ez-Zor	939,292	43	1	0	42	0	0	4.5	88.4	23.3	4.7	19
Al-Hasakeh	172,150	5	0	0	5	0	0	2.9	60.0	0.0	0.0	3
Homs	171,304	10	0	0	10	0	-	5.8	90.0	0.0	0.0	3
Rural Damascus	102,766	3	0	0	3	0	-	2.9	0.0	0.0	0.0	2
Dar'a	201,955	10	0	0	10	0	0	5.0	70.0	10.0	0.0	4
Quneitra	36,200	1	0	0	1	0	0	2.8	100.0	0.0	0.0	1
Total	5,173,642	267	1	0	266	0	0	5.1	79	15	1.5	103

2016 - Classification of AFP cases and surveillance indicators by governorates

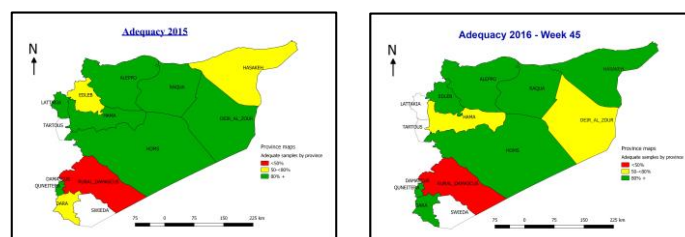
Governorate	Population under 15	Total AFP	Confirmed	Compatible	discarded	Pending Classification	Pending lab	Non-polio AFP rate	Stool Adequacy %	NPEV %	Sabin like %	Expected No.
Aleppo	2,026,785	71	0	0	55	16	16	4.1	90.1	7.0	4.2	61
Idleb + Lattakia	972,760	87	0	0	69	18	12	10.6	85.1	20.7	2.3	29
Hama	136,062	8	0	0	7	1	0	6.9	75.0	12.5	0.00	4
Ar-Raqqa	771,770	19	0	0	16	3	3	2.9	84.2	21.1	0.0	23
Deir-ez-Zor	982,463	41	0	0	20	21	5	4.9	58.5	14.6	4.9	29
Al-Hasakeh	477,726	15	0	0	9	6	4	3.7	80.0	6.7	6.7	14
Homs	171,304	21	0	0	0	21	-	14.4	95.2	-	-	5
Rural Damascus	370,951	2	0	0	0	2	-	0.6	0.0	-	-	11
Dar'a	427,276	24	0	0	15	9	8	6.6	83.3	12.5	0.0	13
Quneitra	13,357	4	0	0	3	1	1	35	100.0	0.0	0.0	1
Total	6,350,454	292	0	0	194	98	49	5.4	82.2	13.0	2.7	191

Ps: As a small portion of Lattakia is covered by EWARN, therefore it's combined with Idleb

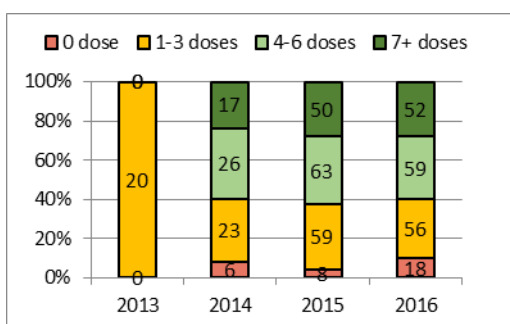
Non-polio AFP rate 2015 - 2016



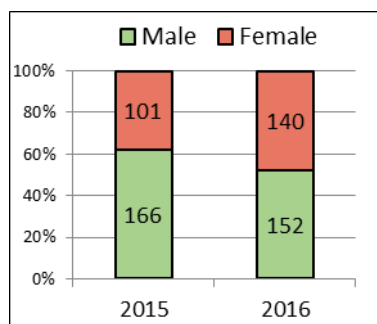
Stool Adequacy 2015 - 2016



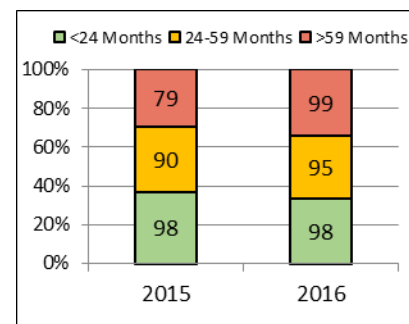
Vaccination of children aged 6-59 month



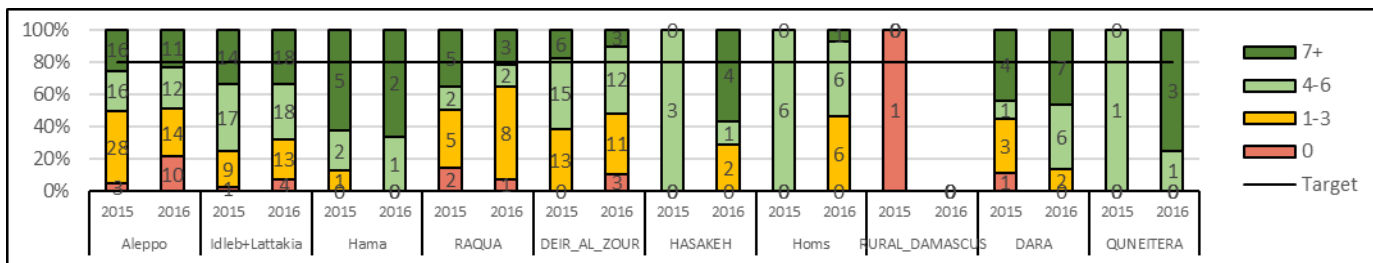
Sex distribution



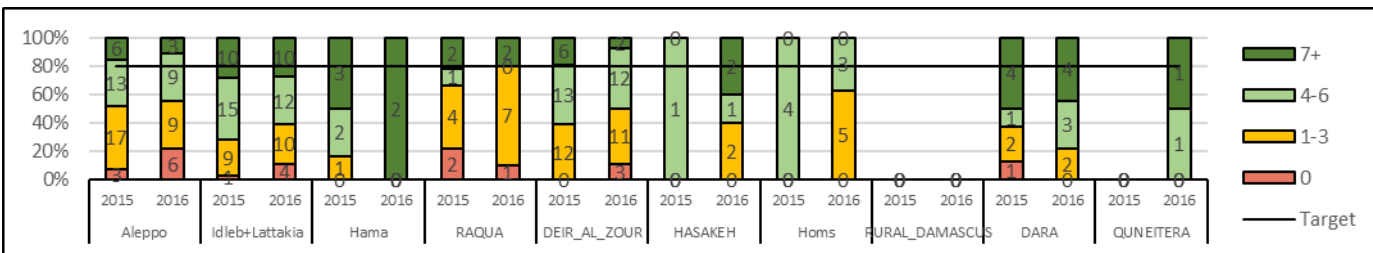
Age distribution



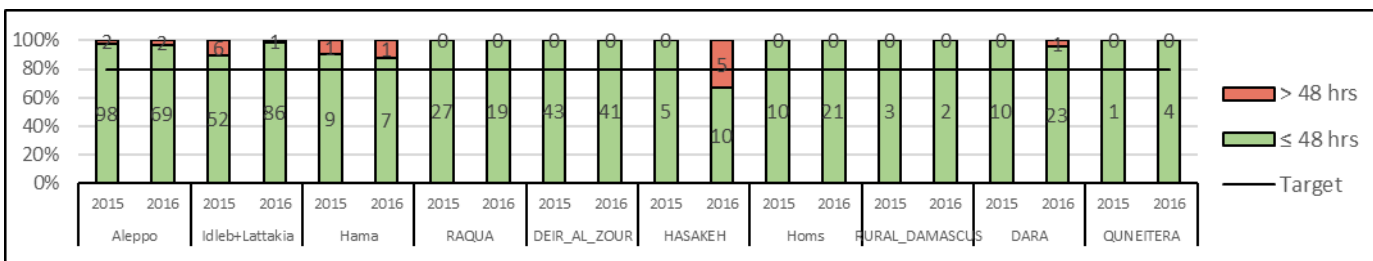
Vaccination status of AFP cases among children 6-59 months, by governorate, 2015 - 2016



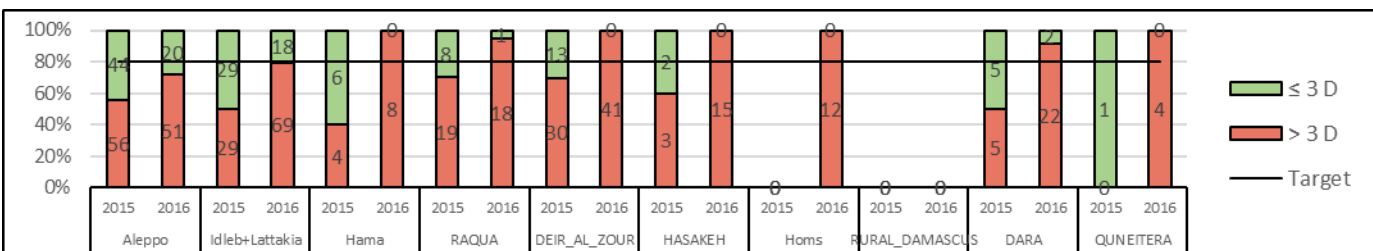
Vaccination status of AFP cases among children 6-35 months, by governorate, 2015 - 2016



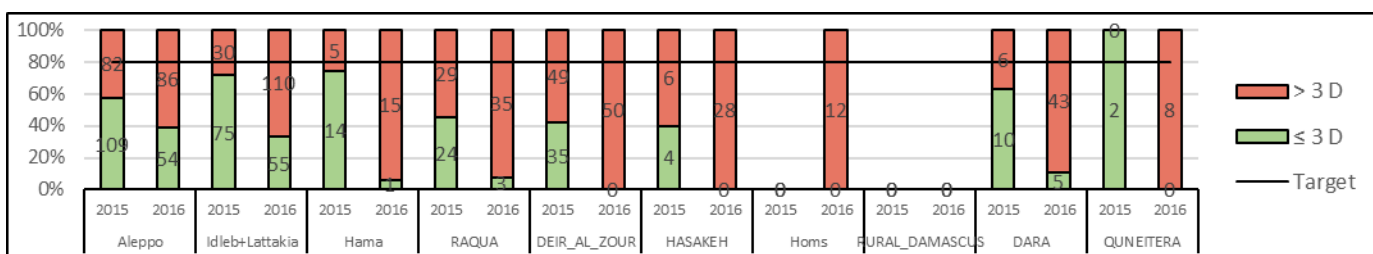
Investigation within 48 hours of detection, Syria, 2015 - 2016



2015 -2016 Percent of cases which 1st sample received in lab within 3 days of collection (by case)



2015 - 2016 Percent of cases which 2nd sample received in lab within 3 days of collection (by sample)



2015 - 2016 AFP cases notified within 7 days of onset of paralysis

