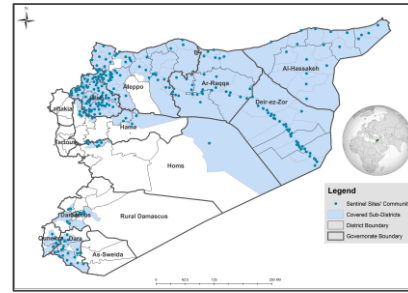


Highlights

Year 2015 (by EWARN)

- » (267) AFP cases have been reported.
- » No new Polio (WPV) has been detected in 2015
- » One VDPV was isolated from a case reported from Deir-ez-Zor. No other AFP cases were detected despite the enhancement of surveillance. The case was considered as an event, surveillance continues to be enhanced in Syria.

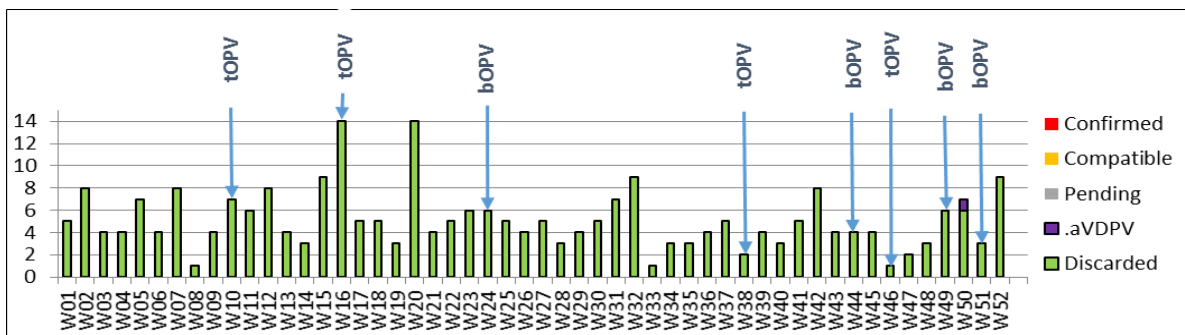


- » Key surveillance indicators: Non-polio AFP rate (5.1), Stool Adequacy rate (79%), NPEV Isolation rate (15%) and Sabin-like Virus Isolation (1.5%).

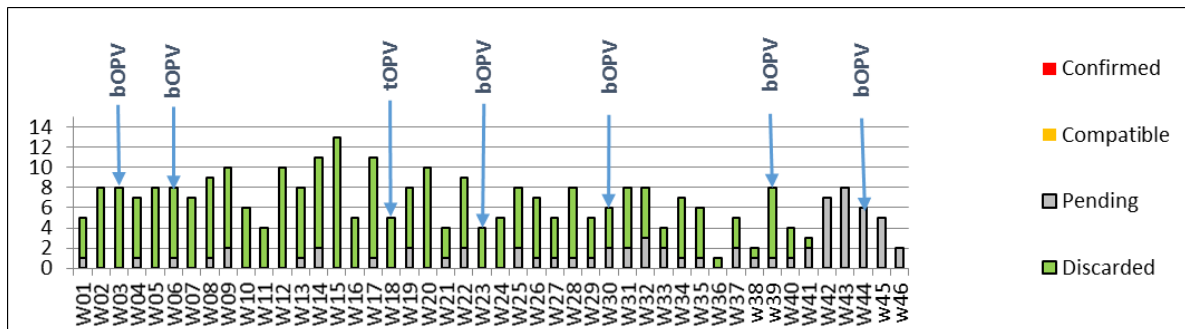
Year 2016 (by EWARN)

- » (306) AFP cases were reported up to week (47) - 2016. No new Polio (WPV) case since last update.
- » Key surveillance indicators: Non-polio AFP rate (5.4), Stool Adequacy rate (82%), NPEV Isolation rate (15%) and Sabin-like Virus Isolation (2.9%).

2015 - Distribution of polio and non-polio AFP cases by classification and week of onset

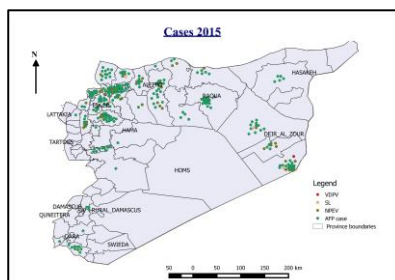


2016 - Distribution of polio and non-polio AFP cases by classification and week of onset

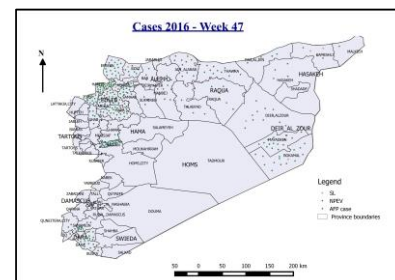


Ps: Weeks are aligned in a harmonized way to facilitate comparison between 2014, 2015 and 2016

Distribution of AFP cases - 2015



Distribution of AFP cases - 2016



2015 - Classification of AFP cases and surveillance indicators by governorates

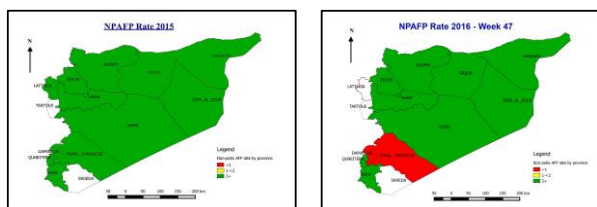
Governorate	Population under 15	Total AFP	Confirmed	Compatible	discarded	Pending Classification	Pending lab	Non-polio AFP rate	Stool Adequacy %	NPEV %	Sabin like %	Expected No.
Aleppo	1,900,725	100	0	0	100	0	0	5.3	82.0	19.0	1.0	38
Idleb	815,499	57	0	0	57	0	0	7.0	63.2	10.5	1.8	16
Lattakia	21,950	1	0	0	1	0	0	4.6	100.0	0.0	0.0	0
Hama	135,034	10	0	0	10	0	0	7.4	80.0	30.0	0.0	3
Ar-Raqqa	676,767	27	0	0	27	0	0	4.0	96.3	3.7	0.0	14
Deir-ez-Zor	939,292	43	1	0	42	0	0	4.5	88.4	23.3	4.7	19
Al-Hasakeh	172,150	5	0	0	5	0	0	2.9	60.0	0.0	0.0	3
Homs	171,304	10	0	0	10	0	-	5.8	90.0	0.0	0.0	3
Rural Damascus	102,766	3	0	0	3	0	-	2.9	0.0	0.0	0.0	2
Dar'a	201,955	10	0	0	10	0	0	5.0	70.0	10.0	0.0	4
Quneitra	36,200	1	0	0	1	0	0	2.8	100.0	0.0	0.0	1
Total	5,173,642	267	1	0	266	0	0	5.1	79	15	1.5	103

2016 - Classification of AFP cases and surveillance indicators by governorates

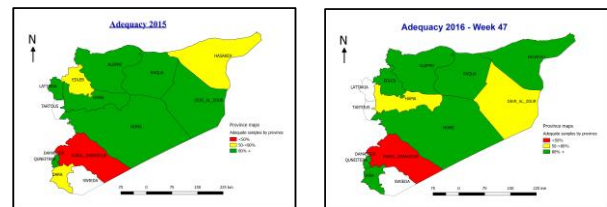
Governorate	Population under 15	Total AFP	Confirmed	Compatible	discarded	Pending Classification	Pending lab	Non-polio AFP rate	Stool Adequacy %	NPEV %	Sabin like %	Expected No.
Aleppo	2,026,785	74	0	0	64	10	10	4.1	89.2	12.2	4.1	61
Idleb + Lattakia	972,760	93	0	0	82	11	9	10.8	83.9	23.7	2.2	29
Hama	136,062	8	0	0	8	0	0	6.5	75.0	12.5	0.00	4
Ar-Raqqa	771,770	20	0	0	17	3	3	2.9	85.0	20.0	0.0	23
Deir-ez-Zor	982,463	42	0	0	37	5	5	4.8	59.5	14.3	4.8	29
Al-Hasakeh	477,726	15	0	0	12	3	2	3.5	80.0	6.7	13.3	14
Homs	171,304	22	0	0	0	22	-	14.3	95.5	-	-	5
Rural Damascus	370,951	2	0	0	1	1	-	0.6	0.0	-	-	11
Dar'a	427,276	26	0	0	15	11	10	6.8	84.6	11.5	0.0	13
Quneitra	13,357	4	0	0	3	1	1	33	100.0	0.0	0.0	1
Total	6,350,454	306	0	0	239	67	40	5.4	82.0	15.0	2.9	191

Ps: As a small portion of Lattakia is covered by EWARN, therefore it's combined with Idleb

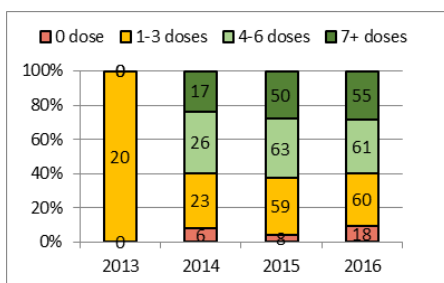
Non-polio AFP rate 2015 - 2016



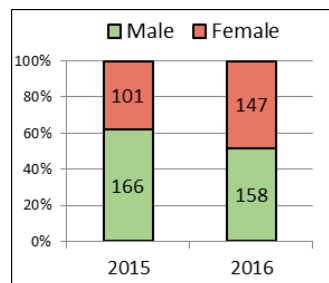
Stool Adequacy 2015 - 2016



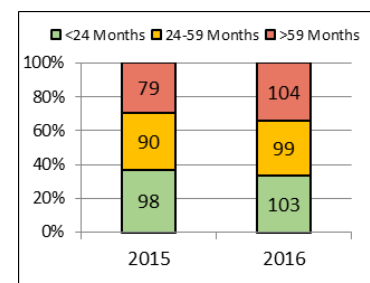
Vaccination of children aged 6-59 month



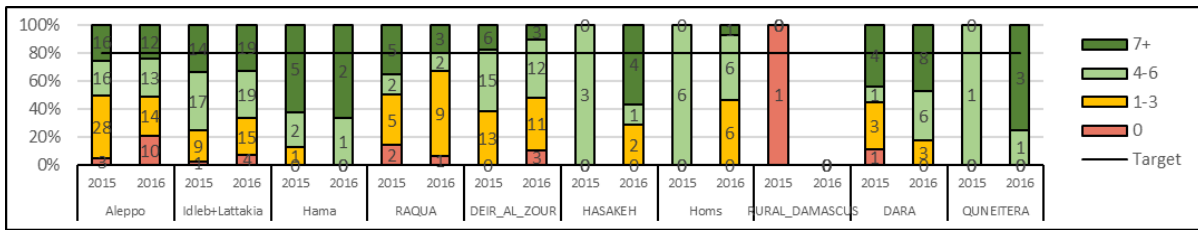
Sex distribution



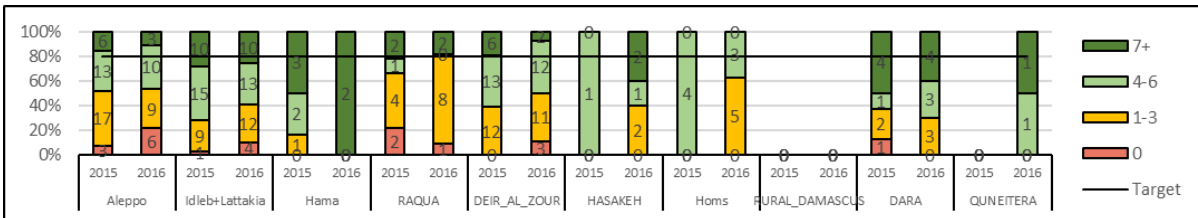
Age distribution



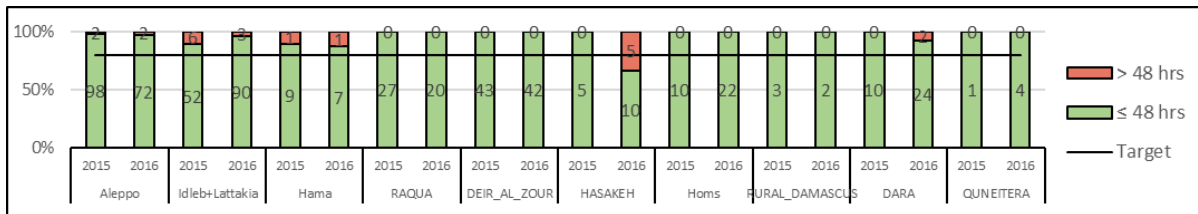
Vaccination status of AFP cases among children 6-59 months, by governorate, 2015 - 2016



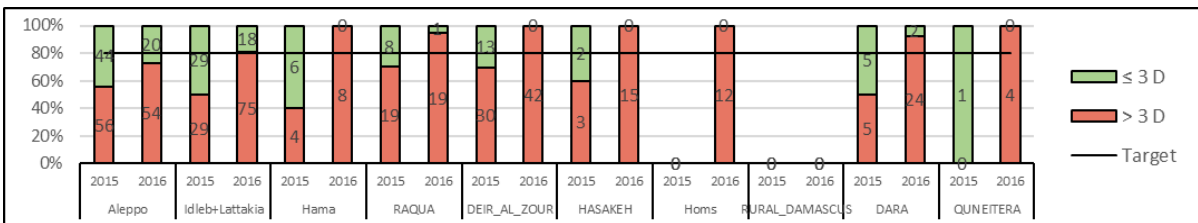
Vaccination status of AFP cases among children 6-35 months, by governorate, 2015 - 2016



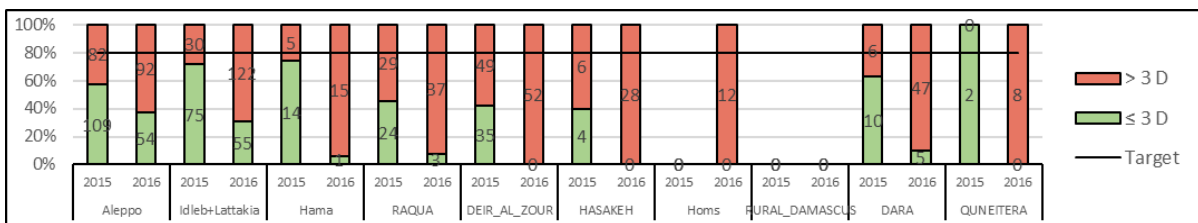
Investigation within 48 hours of detection, Syria, 2015 - 2016



2015 - 2016 Percent of cases which 1st sample received in lab within 3 days of collection (by case)



2015 - 2016 Percent of cases which 2nd sample received in lab within 3 days of collection (by sample)



2015 - 2016 AFP cases notified within 7 days of onset of paralysis

