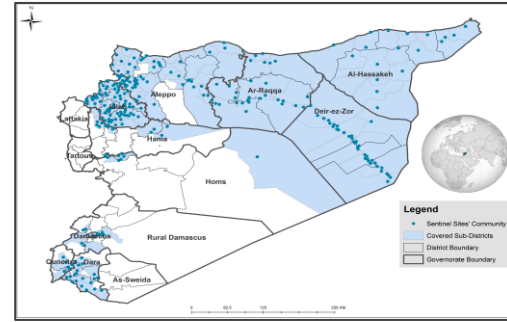


Highlights

Year 2015 (by EWARN)

- » (267) AFP cases have been reported.
- » No new Polio (WPV) has been detected in 2015
- » One VDPV was isolated from a case reported from Deir-ez-Zor. No other AFP cases were detected despite the enhancement of surveillance. The case was considered as an event, surveillance continues to be enhanced in Syria.

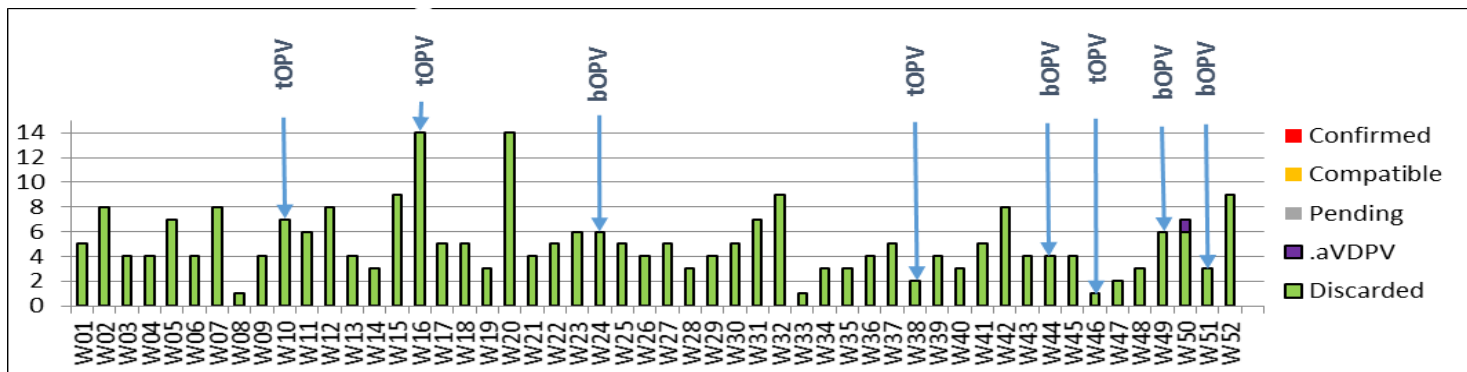


- » Key surveillance indicators: Non-polio AFP rate (5.1), Stool Adequacy rate (79%), NPEV Isolation rate (15%) and Sabin-like Virus Isolation (1.5%).

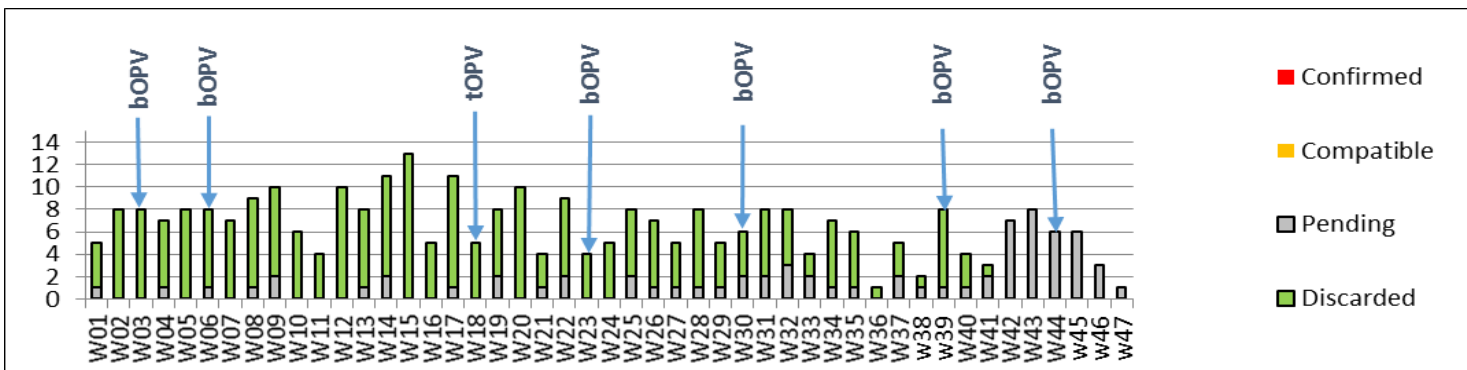
Year 2016 (by EWARN)

- » (309) AFP cases were reported up to week (48) - 2016. No new Polio (WPV) case since last update.
- » No new Polio (WPV, VDPV) has been detected in 2016
- » Key surveillance indicators: Non-polio AFP rate (5.4), Stool Adequacy rate (82.2%), NPEV Isolation rate (14.9%) and Sabin-like Virus Isolation (2.9%).
- » Conducting ERC number 10 to classify 20 cases including 13 cases with destroyed stool specimens from Deir-ez-Zor. All cases were discarded, with no compatible cases. It is worth mentioning that additional measures were taken after the specimens destruction including extended area coverage survey and active-case search, no AFP cases were found in that; and all the following AFP cases were investigated and sampled properly with lab results received in timely manners.

2015 - Distribution of polio and non-polio AFP cases by classification and week of onset



2016 - Distribution of polio and non-polio AFP cases by classification and week of onset



Ps: Weeks are aligned in a harmonized way to facilitate comparison between 2015 and 2016

2015 - Classification of AFP cases and surveillance indicators by governorates

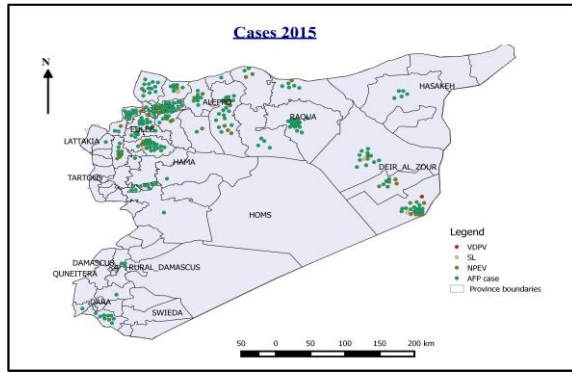
Governorate	Population under 15	Total AFP	Confirmed	Compatible	discarded	Pending Classification	Pending lab	Non-polio AFP rate ● ≥2, ● 1 - <2, ● <1	Stool Adequacy ● ≥80, ● 50 - <80, ● <50	NPEV % ● ≥10, ● 5 - <10, ● <5	Sabin Like % ● ≥5, ● 1 - <5, ● <1	Expected No.
Aleppo	1,900,725	100	0	0	100	0	0	● 5.3	● 82.0	● 19.0	● 1.0	38
Idleb	815,499	57	0	0	57	0	0	● 7.0	● 63.2	● 10.5	● 1.8	16
Lattakia	21,950	1	0	0	1	0	0	● 4.6	● 100.0	● 0.0	● 0.0	0
Hama	135,034	10	0	0	10	0	0	● 7.4	● 80.0	● 30.0	● 0.0	3
Ar-Raqqa	676,767	27	0	0	27	0	0	● 4.0	● 96.3	● 3.7	● 0.0	14
Deir-ez-Zor	939,292	43	1	0	42	0	0	● 4.5	● 88.4	● 23.3	● 4.7	19
Al-Hasakeh	172,150	5	0	0	5	0	0	● 2.9	● 60.0	● 0.0	● 0.0	3
Homs	171,304	10	0	0	10	0	-	● 5.8	● 90.0	● 0.0	● 0.0	3
Rural Damascus	102,766	3	0	0	3	0	-	● 2.9	● 0.0	● 0.0	● 0.0	2
Dar'a	201,955	10	0	0	10	0	0	● 5.0	● 70.0	● 10.0	● 0.0	4
Quneitra	36,200	1	0	0	1	0	0	● 2.8	● 100.0	● 0.0	● 0.0	1
Total	5,173,642	267	1	0	266	0	0	● 5.1	● 79	● 15	● 1.5	103

2016 - Classification of AFP cases and surveillance indicators by governorates

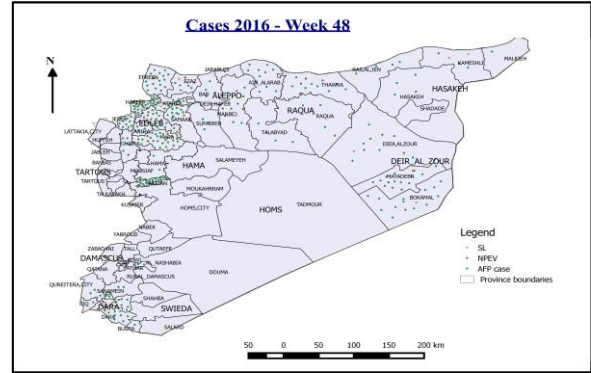
Governorate	Population under 15	Total AFP	Confirmed	Compatible	discarded	Pending Classification	Pending lab	Non-polio AFP rate ● ≥3, ● 1 - <3, ● <1	Stool Adequacy ● ≥80, ● 50 - <80, ● <50	NPEV % ● ≥10, ● 5 - <10, ● <5	Sabin Like % ● ≥5, ● 1 - <5, ● <1	Expected No.
Aleppo	2,026,785	75	0	0	64	11	11	● 4.1	● 89.3	● 12.0	● 4.0	61
Idleb + Lattakia	972,760	95	0	0	82	13	11	● 10.9	● 84.2	● 23.2	● 2.1	29
Hama	136,062	8	0	0	8	0	0	● 6.5	● 75.0	● 12.5	● 0.00	4
Ar-Raqqa	771,770	20	0	0	17	3	3	● 2.9	● 85.0	● 20.0	● 0.0	23
Deir-ez-Zor	982,463	42	0	0	37	5	5	● 4.7	● 59.5	● 14.3	● 4.8	29
Al-Hasakeh	477,726	15	0	0	12	3	2	● 3.5	● 80.0	● 6.7	● 13.3	14
Homs	171,304	22	0	0	0	22	-	● 14.1	● 95.5	-	-	5
Rural Damascus	370,951	2	0	0	1	1	-	● 0.6	● 0.0	-	-	11
Dar'a	427,276	26	0	0	15	11	10	● 6.7	● 84.6	● 11.5	● 0.0	13
Quneitra	13,357	4	0	0	3	1	1	● 3.3	● 100.0	● 0.0	● 0.0	1
Total	6,350,454	309	0	0	239	70	43	● 5.4	● 82.2	● 14.9	● 2.9	191

Ps: As a small portion of Lattakia is covered by EWAR, therefore it's combined with Idleb

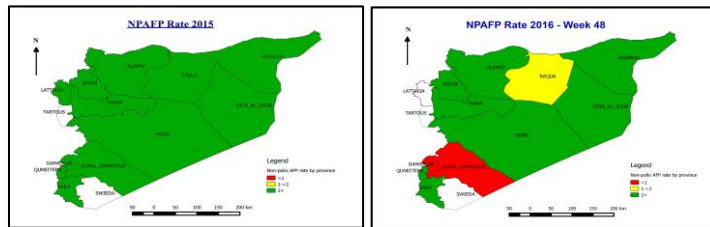
Distribution of AFP cases - 2015



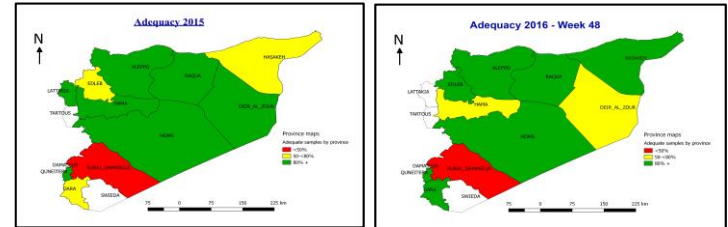
Distribution of AFP cases - 2016



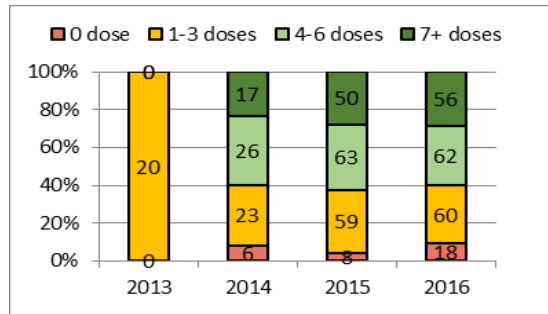
Non-polio AFP rate 2015 - 2016



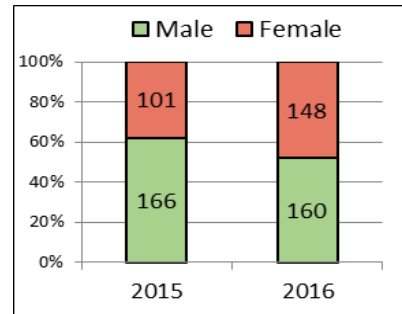
Stool Adequacy 2015 - 2016



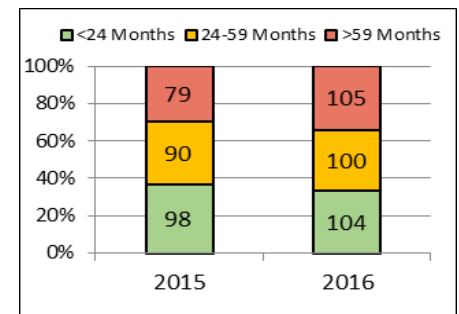
Vaccination of children aged 6-59 month



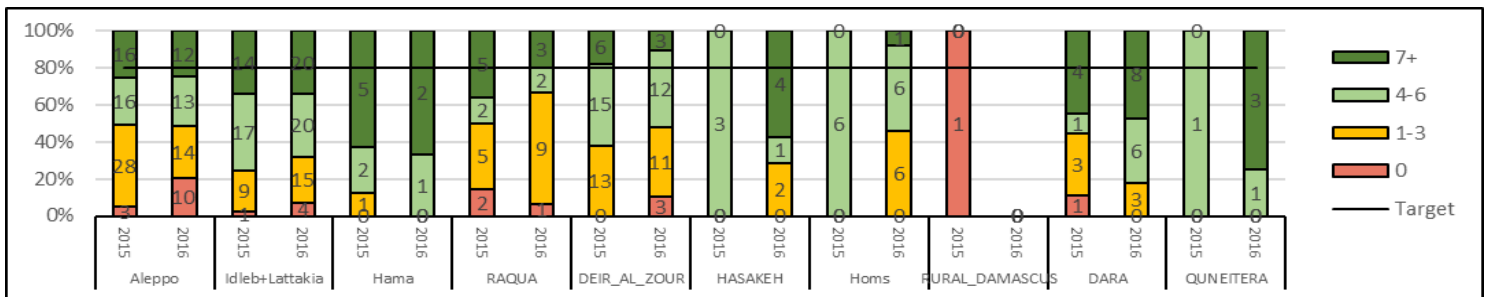
Sex distribution



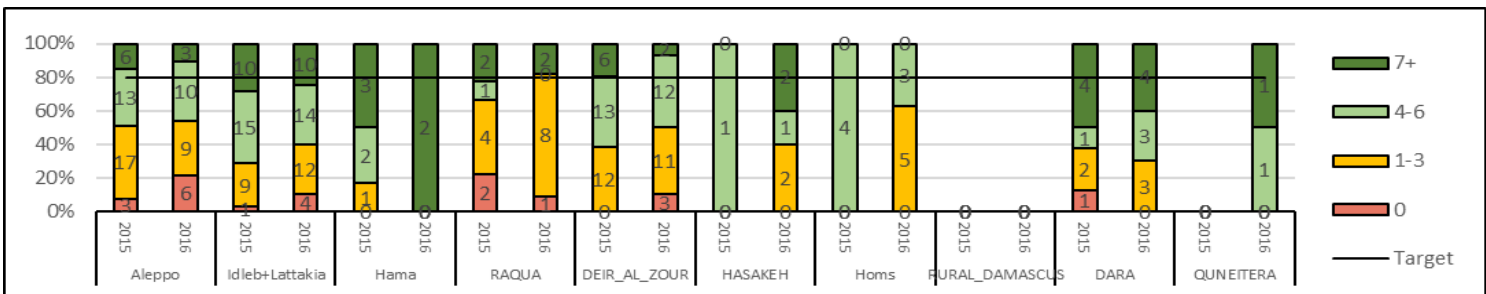
Age distribution



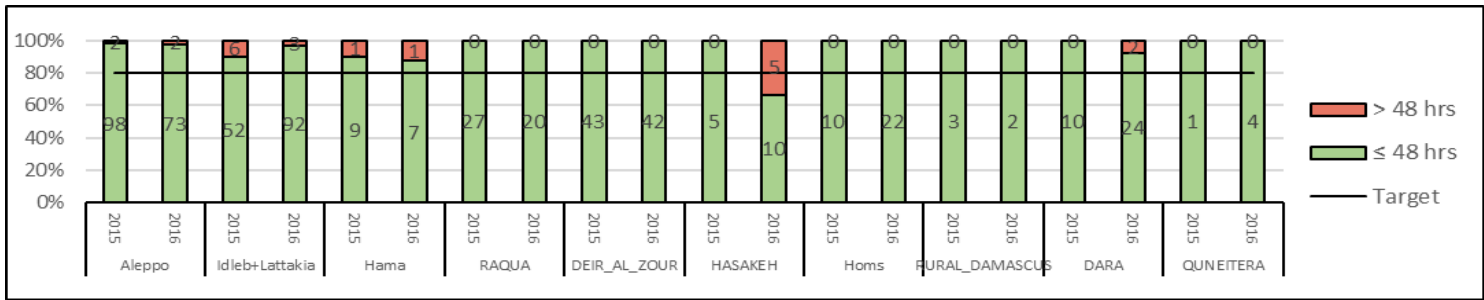
Vaccination status of AFP cases among children 6-59 months, by governorate, 2015 - 2016



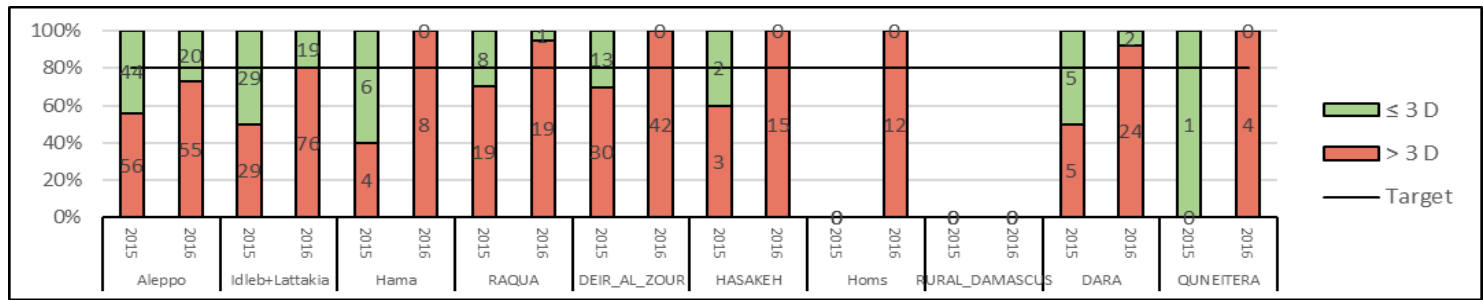
Vaccination status of AFP cases among children 6-35 months, by governorate, 2015 - 2016



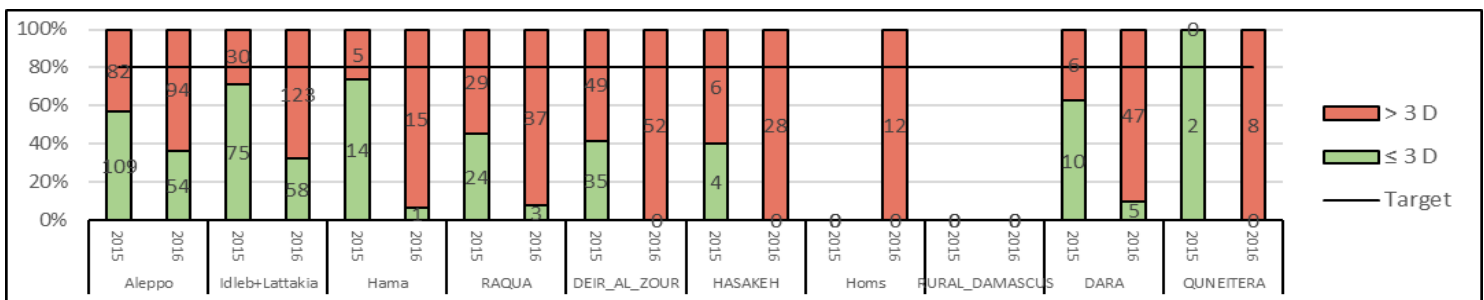
Investigation within 48 hours of detection, Syria, 2015 - 2016



2015 -2016 Percent of cases which 1st sample received in lab within 3 days of collection (by case)



2015 - 2016 Percent of cases which 2nd sample received in lab within 3 days of collection (by sample)



2015 - 2016 AFP cases notified within 7 days of onset of paralysis

