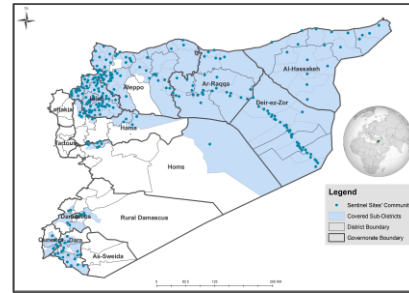


### Highlights

#### Year 2015 (by EWARN)

- » (267) AFP cases have been reported.
- » No new Polio (WPV) has been detected in 2015
- » One VDPV was isolated from a case reported from Deir-ez-Zor. No other AFP cases were detected despite the enhancement of surveillance. The case was considered as an event, surveillance continues to be enhanced in Syria.

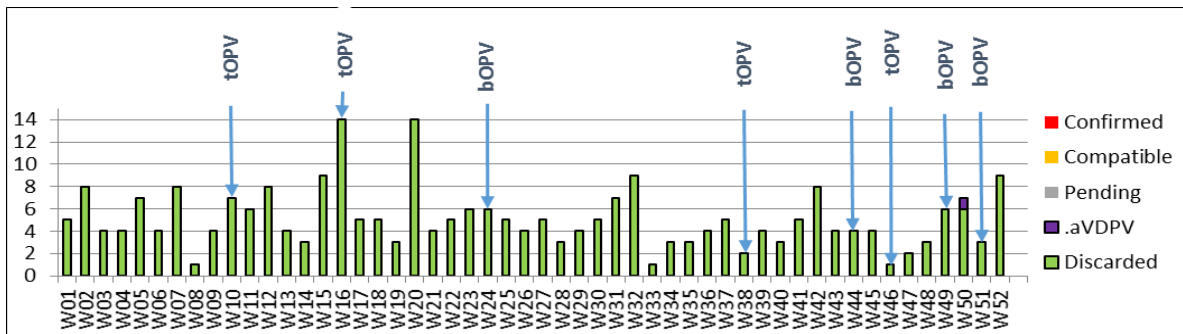


- » Key surveillance indicators: Non-polio AFP rate (5.1), Stool Adequacy rate (79%), NPEV Isolation rate (15%) and Sabin-like Virus Isolation (1.5%).

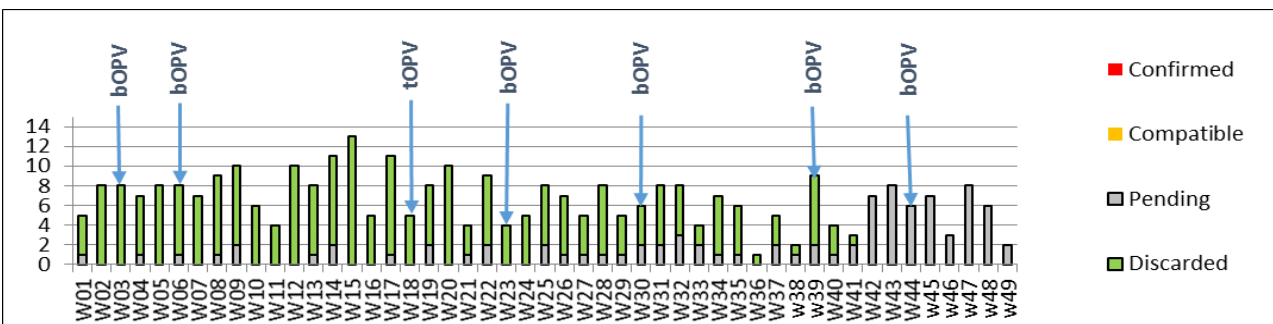
#### Year 2016 (by EWARN)

- » (326) AFP cases were reported up to week (50) - 2016. No new Polio (WPV) case since last update.
- » No new Polio (WPV, VDPV) has been detected in 2016
- » Key surveillance indicators: Non-polio AFP rate (5.3), Stool Adequacy rate (82.2%), NPEV Isolation rate (14.1%) and Sabin-like Virus Isolation (2.8%).

### 2015 - Distribution of polio and non-polio AFP cases by classification and week of onset



### 2016 - Distribution of polio and non-polio AFP cases by classification and week of onset



Ps: Weeks are aligned in a harmonized way to facilitate comparison between 2015 and 2016

### 2015 - Classification of AFP cases and surveillance indicators by governorates

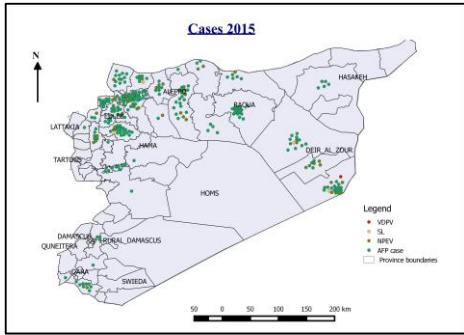
Governorate	Population under 15	Total AFP	Confirmed	Compatible	discarded	Pending Classification	Pending lab	Non-polio AFP rate ● ≥2, ● 1 - <2, ● <1	Stool Adequacy ● ≥80, ● 50 - <80, ● <50	NPEV % ● ≥10, ● 5 - <10, ● <5	Sabin Like % ● ≥5, ● 1 - <5, ● <1	Expected No (2/100,000)
Aleppo	1,900,725	100	0	0	100	0	0	● 5.3	● 82.0	● 19.0	● 1.0	38
Idleb	815,499	57	0	0	57	0	0	● 7.0	● 63.2	● 10.5	● 1.8	16
Lattakia	21,950	1	0	0	1	0	0	● 4.6	● 100.0	● 0.0	● 0.0	0
Hama	135,034	10	0	0	10	0	0	● 7.4	● 80.0	● 30.0	● 0.0	3
Ar-Raqqa	676,767	27	0	0	27	0	0	● 4.0	● 96.3	● 3.7	● 0.0	14
Deir-ez-Zor	939,292	43	1	0	42	0	0	● 4.5	● 88.4	● 23.3	● 4.7	19
Al-Hasakeh	172,150	5	0	0	5	0	0	● 2.9	● 60.0	● 0.0	● 0.0	3
Homs	171,304	10	0	0	10	0	-	● 5.8	● 90.0	● 0.0	● 0.0	3
Rural Damascus	102,766	3	0	0	3	0	-	● 2.9	● 0.0	● 0.0	● 0.0	2
Dar'a	201,955	10	0	0	10	0	0	● 5.0	● 70.0	● 10.0	● 0.0	4
Quneitra	36,200	1	0	0	1	0	0	● 2.8	● 100.0	● 0.0	● 0.0	1
<b>Total</b>	<b>5,173,642</b>	<b>267</b>	<b>1</b>	<b>0</b>	<b>266</b>	<b>0</b>	<b>0</b>	<b>● 5.1</b>	<b>● 79</b>	<b>● 15</b>	<b>● 1.5</b>	<b>103</b>

### 2016 - Classification of AFP cases and surveillance indicators by governorates

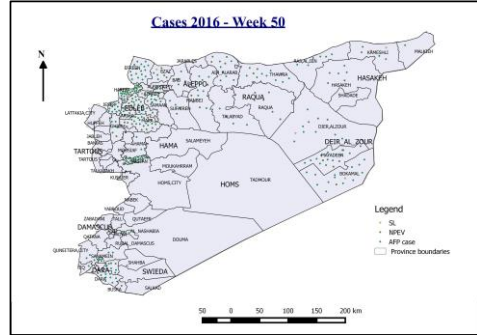
Governorate	Population under 15	Total AFP	Confirmed	Compatible	discarded	Pending Classification	Pending lab	Non-polio AFP rate ● ≥3, ● 1 - <3, ● <1	Stool Adequacy ● ≥80, ● 50 - <80, ● <50	NPEV % ● ≥10, ● 5 - <10, ● <5	Sabin Like % ● ≥5, ● 1 - <5, ● <1	Expected No (3/100,000)
Aleppo	2,026,785	79	0	0	64	15	15	● 4.0	● 88.6	● 11.4	● 3.8	61
Idleb + Lattakia	972,760	99	0	0	82	17	15	● 10.7	● 84.8	● 22.2	● 2.0	29
Hama	136,062	8	0	0	8	0	0	● 6.1	● 75.0	● 12.5	● 0.00	4
Ar-Raqqa	771,770	21	0	0	17	4	4	● 2.8	● 85.7	● 19.0	● 0.0	23
Deir-ez-Zor	982,463	43	0	0	37	6	6	● 4.5	● 60.5	● 14.0	● 4.7	29
Al-Hasakeh	477,726	20	0	0	12	8	7	● 4.3	● 75.0	● 5.0	● 10.0	14
Homs	171,304	23	0	0	0	23	-	● 13.9	● 95.7	-	-	5
Rural Damascus	370,951	2	0	0	1	1	-	● 0.6	● 0.0	-	-	11
Dar'a	427,276	27	0	0	15	12	11	● 6.5	● 85.2	● 11.1	● 0.0	13
Quneitra	13,357	4	0	0	3	1	1	● 31	● 100.0	● 0.0	● 0.0	1
<b>Total</b>	<b>6,350,454</b>	<b>326</b>	<b>0</b>	<b>0</b>	<b>239</b>	<b>87</b>	<b>59</b>	<b>● 5.3</b>	<b>● 82.2</b>	<b>● 14.1</b>	<b>● 2.8</b>	<b>191</b>

Ps: As a small portion of Lattakia is covered by EWAR, therefore it's combined with Idleb

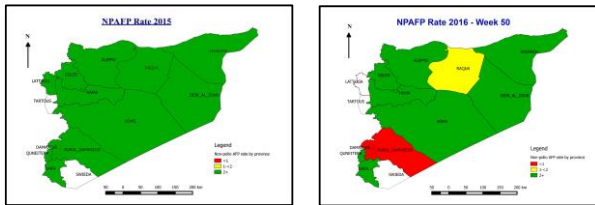
### Distribution of AFP cases - 2015



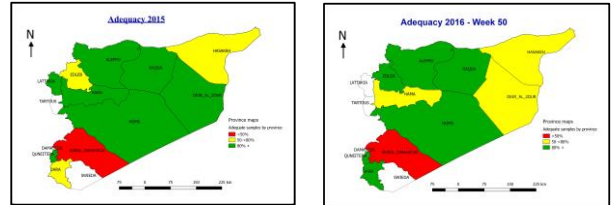
### Distribution of AFP cases - 2016



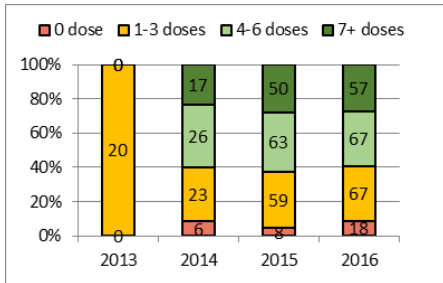
### Non-polio AFP rate 2015 - 2016



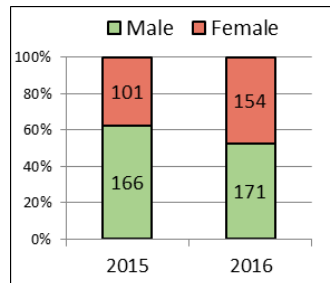
### Stool Adequacy 2015 - 2016



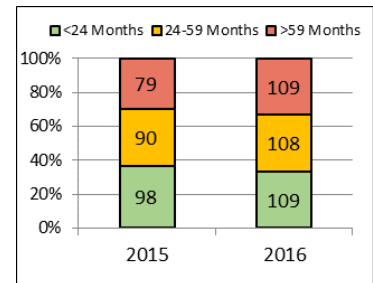
### Vaccination of children aged 6-59 month



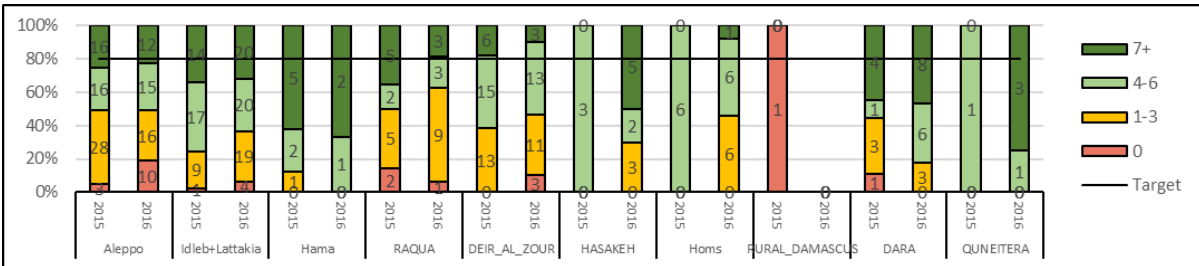
### Sex distribution



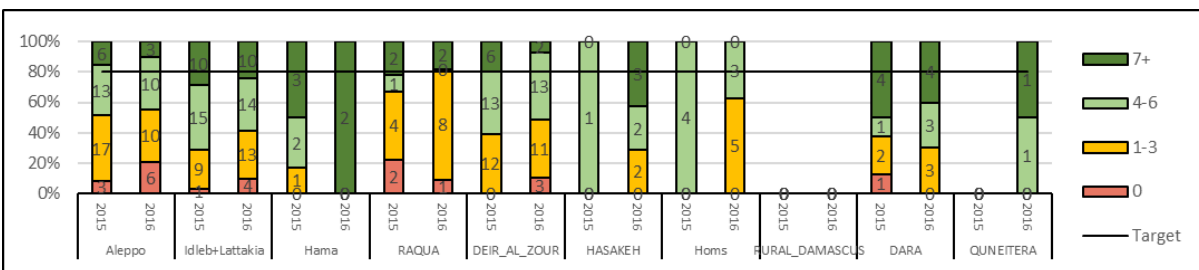
### Age distribution



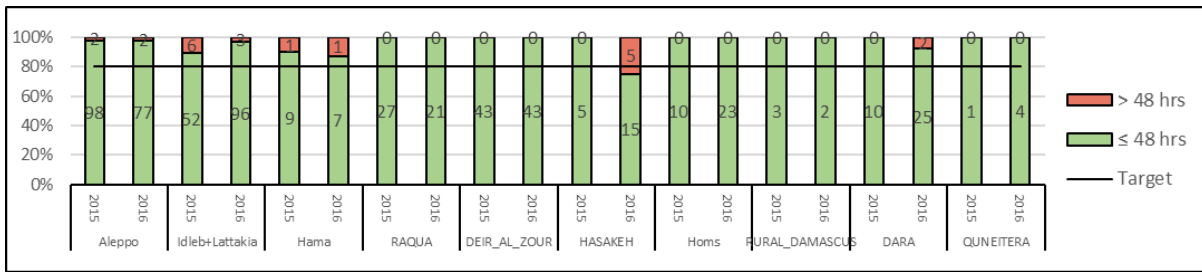
### Vaccination status of AFP cases among children 6-59 months, by governorate, 2015 - 2016



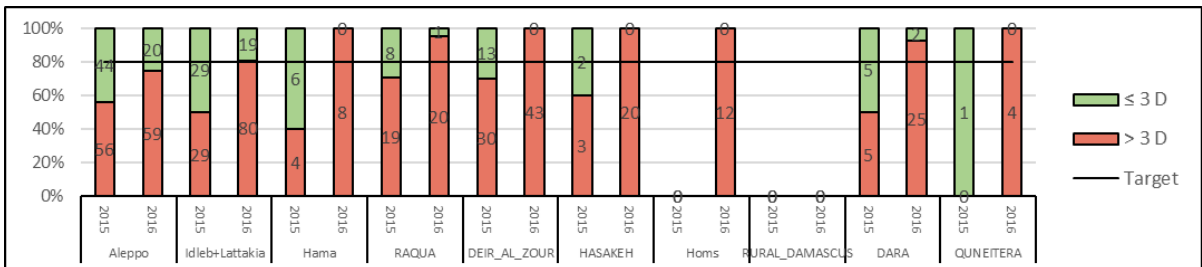
### Vaccination status of AFP cases among children 6-35 months, by governorate, 2015 - 2016



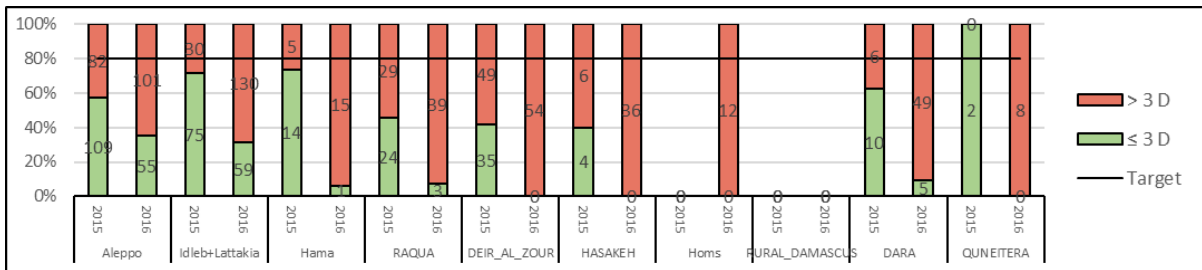
### Investigation within 48 hours of detection, Syria, 2015 - 2016



### 2015 -2016 Percent of cases which 1st sample received in lab within 3 days of collection (by case)



### 2015 - 2016 Percent of cases which 2nd sample received in lab within 3 days of collection (by sample)



### 2015 - 2016 AFP cases notified within 7 days of onset of paralysis

